



Republic of the Philippines
COMMISSION ON AUDIT
Commonwealth Avenue, Quezon City, Philippines

FY 2014

Annual Report on

Appropriations, Allotments,

Obligations and Disbursements

National Government Agencies



Department	Agency	Program	Sub-program	Activity	Line Item	Amount
Department of Education	Department of Education	Basic Education	Elementary Education	Salaries and Benefits	1000	1,000,000,000
Department of Health	Department of Health	Health Services	General Health Services	Salaries and Benefits	2000	2,000,000,000
Department of Social Welfare and Development	Department of Social Welfare and Development	Social Welfare Services	General Social Welfare Services	Salaries and Benefits	3000	3,000,000,000



Department	Agency	Program	Sub-program	Activity	Line Item	Amount
Department of Education	Department of Education	Basic Education	Elementary Education	Salaries and Benefits	1000	1,000,000,000
Department of Health	Department of Health	Health Services	General Health Services	Salaries and Benefits	2000	2,000,000,000
Department of Social Welfare and Development	Department of Social Welfare and Development	Social Welfare Services	General Social Welfare Services	Salaries and Benefits	3000	3,000,000,000



Republic of the Philippines
COMMISSION ON AUDIT
OFFICE OF THE CHAIRPERSON
Commonwealth Avenue, Quezon City, Philippines

MICHAEL G. AGUINALDO
Chairperson

April 29, 2015

His Excellency
BENIGNO S. AQUINO III
President of the Philippines
Malacañang Palace, Manila



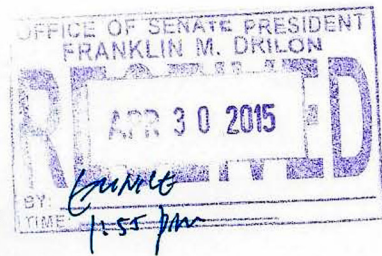
Dear **Mr. President:**

Pursuant to Republic Act (R.A.) No. 7226 dated March 12, 1992 and Special Provision No. 6 on COA in R.A. No. 10633, the 2014 General Appropriations Act, I have the honor to submit the **ANNUAL REPORT ON APPROPRIATIONS, ALLOTMENTS, OBLIGATIONS, AND DISBURSEMENTS OF NATIONAL GOVERNMENT AGENCIES (by Department/Office/Agency/Province/City)** for Fiscal Year 2014.

Very truly yours,



REPUBLIC OF THE PHILIPPINES
COMMISSION ON AUDIT
OFFICE OF THE CHAIRPERSON



Michael G. Aguinaldo
Chairperson

April 28, 2015

The Honorable
FRANKLIN M. DRILON
President, Senate of the Philippines
GSIS Complex, Pasay City

Dear Mr. Senate President:


Pursuant to Republic Act (R.A.) No. 7226 dated March 12, 1992 and Special Provision No. 6 on COA in R.A. No. 10633, the 2014 General Appropriations Act, I have the honor to submit the **ANNUAL REPORT ON APPROPRIATIONS, ALLOTMENTS, OBLIGATIONS, AND DISBURSEMENTS OF NATIONAL GOVERNMENT AGENCIES (by Department/Office/Agency/ Province/City)** for Fiscal Year 2014.

Very truly yours,



REPUBLIC OF THE PHILIPPINES
COMMISSION ON AUDIT
OFFICE OF THE CHAIRPERSON

Michael G. Aguinaldo
Chairperson



April 28, 2015

The Honorable
FRANCIS G. ESCUDERO
Chairman, Committee on Finance
Senate of the Philippines
GSIS Complex, Pasay City

Dear Senator Escudero:

Pursuant to Republic Act (R.A.) No. 7226 dated March 12, 1992 and Special Provision No. 6 on COA in R.A. No. 10633, the 2014 General Appropriations Act, I have the honor to submit the **ANNUAL REPORT ON APPROPRIATIONS, ALLOTMENTS, OBLIGATIONS, AND DISBURSEMENTS OF NATIONAL GOVERNMENT AGENCIES (by Department/Office/Agency/ Province/City)** for Fiscal Year 2014.

Very truly yours,




REPUBLIC OF THE PHILIPPINES
COMMISSION ON AUDIT
OFFICE OF THE CHAIRPERSON

Michael G. Aguinaldo
Chairperson

April 28, 2015

The Honorable
FELICIANO R. BELMONTE, JR.
Speaker of the House of Representatives
Batasan Complex, Quezon City



Dear Mr. Speaker:

Pursuant to Republic Act (R.A.) No. 7226 dated March 12, 1992 and Special Provision No. 6 on COA in R.A. No. 10633, the 2014 General Appropriations Act, I have the honor to submit the **ANNUAL REPORT ON APPROPRIATIONS, ALLOTMENTS, OBLIGATIONS, AND DISBURSEMENTS OF NATIONAL GOVERNMENT AGENCIES (by Department/Office/Agency/ Province/City)** for Fiscal Year 2014.

Very truly yours,



REPUBLIC OF THE PHILIPPINES
COMMISSION ON AUDIT
OFFICE OF THE CHAIRPERSON



Michael G. Aguinaldo
Chairperson

April 28, 2015

The Honorable
ISIDRO T. UNGAB
Chairman, Committee on Appropriations
House of Representatives
Batasan Complex, Quezon City

Dear Congressman Ungab:

Pursuant to Republic Act (R.A.) No. 7226 dated March 12, 1992 and Special Provision No. 6 on COA in R.A. No. 10633, the 2014 General Appropriations Act, I have the honor to submit the **ANNUAL REPORT ON APPROPRIATIONS, ALLOTMENTS, OBLIGATIONS, AND DISBURSEMENTS OF NATIONAL GOVERNMENT AGENCIES (by Department/Office/Agency/ Province/City)** for Fiscal Year 2014.

Very truly yours,



FY 2014
Annual Report
on
Appropriations,
Allotments,
Obligations, and
Disbursements

National Government Agencies
(By Department/Office/Agency/Province/City)

TABLE OF CONTENTS

	Page No.
I. INTRODUCTION	1
II. HIGHLIGHTS	
Chart 1 - Appropriations, Allotments, Obligations and Disbursements (in billion pesos)	5
Chart 2 - Allotments, by Class	7
Table 1 - Allotments, by Department/Office, by Allotment Class (in million pesos)	7
Table 2 - Unreleased Appropriations, by Department/Office, by Allotment Class (in million pesos)	9
Chart 3 - Obligations Incurred, by Allotment Class	10
Table 3 - Obligations Incurred, by Department/Office, by Allotment Class (in million pesos)	10
Table 4 - Allotments, Obligations (Covered by Allotments) and Unobligated Balances, by Department/Office (in million pesos)	12
Chart 4 - Disbursements, by Allotment Class	14
Table 5 - Disbursements, by Department/Office and by Allotment Class (in million pesos)	14
Table 6 - Obligations, Disbursements and Unpaid Obligations, by Department/Office (in million pesos)	16
Table 7 - Regional Breakdown of Allotments, Obligations and Disbursements (in million pesos)	18
Chart 5 - Quarterly Breakdown of Approved Budget, Budget Utilizations and Disbursements (in billion pesos)	22
Chart 6 - Approved Budget, by Expense Class	23
Table 8 - Approved Budget, by Department/Office and by Expense Class (in million pesos)	23
Chart 7 - Budget Utilizations, by Expense Class	24
Table 9 - Budget Utilizations, by Department/Office and by Expense Class (in million pesos)	24
Chart 8 - Disbursements, by Expense Class	24
Table 10 - Disbursements, by Department/Office and by Expense Class (in million pesos)	25
Chart 9 - Status of Approved and Utilized Budget	25
Table 11 - Regional Breakdown of Approved Budget, Utilizations and Disbursements (in million pesos)	26
III. SIGNIFICANT OBSERVATIONS AND RECOMMENDED MEASURES TO IMPROVE EFFICIENCY AND EFFECTIVENESS	27

IV. STATEMENT OF APPROPRIATIONS, ALLOTMENTS, OBLIGATIONS, AND DISBURSEMENTS

Statement A - By Department/Office and by Quarter	31
B - By Region and by Allotment Class	45
C - By Department, by Region, and by Allotment Class	47
D - By Department/Office/Agency/Province/City	
1. Congress of the Philippines	77
2. Office of the President	78
3. Office of the Vice-President	78
4. Department of Agrarian Reform	78
5. Department of Agriculture	91
6. Department of Budget and Management	101
7. Department of Education	104
8. State Universities and Colleges	138
9. Department of Energy	158
10. Department of Environment and Natural Resources	159
11. Department of Finance	179
12. Department of Foreign Affairs	190
13. Department of Health	191
14. Department of the Interior and Local Government	208
15. Department of Justice	222
16. Department of Labor and Employment	227
17. Department of National Defense	248
18. Department of Public Works and Highways	250
19. Department of Science and Technology	281
20. Department of Social Welfare and Development	289
21. Department of Tourism	293
22. Department of Trade and Industry	296
23. Department of Transportation and Communications	300
24. National Economic and Development Authority	308
25. Presidential Communications Operations Office	316
26. Other Executive Offices	317
27. Autonomous Region in Muslim Mindanao	333
28. Joint Legislative-Executive Councils	333
29. The Judiciary	334
30. Civil Service Commission	335
31. Commission on Audit	337
32. Commission on Elections	339
33. Office of the Ombudsman	340
34. Commission on Human Rights	341
35. Metro Manila Development Authority	341
36. Department of Budget and Management (Special Purpose Funds for Local Government Units)	342
37. Department of Finance (Debt Service)	344

**V. STATEMENT OF APPROVED BUDGET, UTILIZATIONS,
DISBURSEMENTS, AND BALANCES**

Statement E - By Department/Office and by Quarter	345
F - By Region and by Allotment Class	347
G - By Department, by Region and by Allotment Class	348
H - By Department/Office/Agency/Province/City	
1. State Universities and Colleges	350
2. Department of Finance	372
3. Department of Health	372
4. Department of National Defense	379
5. Department of Trade and Industry	380
6. Other Executive Offices	381
7. The Judiciary	381

VI. ANNEXES

A-1 List of Agencies with Unsubmitted Quarterly Reports	382
A-2 List of Agencies which Submitted Quarterly Reports after the Cut-off Date	384

I. INTRODUCTION

INTRODUCTION

A. The Mandate of the Commission

Sections 1 and 2 of Republic Act (R.A.) No. 7226 mandated the Commission on Audit (COA) to prepare an annual report of amounts obligated, warrants issued and expenditures for each municipality, province and city by all agencies and instrumentalities of the National Government, including Government-Owned Corporations, starting FY 1992.

Quoted below are the pertinent provisions of the above-stated Sections as follows:

“Section 1. In addition to the financial reports required by existing law to be submitted to Congress, the Commission on Audit shall submit an annual report of the amounts obligated, treasury and funding warrants issued, and expenditures made every quarter during the fiscal year for each municipality, province, and city by all agencies and instrumentalities of the National Government, including government-owned corporations. The annual report shall also contain the same data for each agency and instrumentality of the National Government, including government-owned corporations, by province and highly urbanized city.

Section 2. The annual financial reports herein required shall be submitted to Congress within one hundred twenty (120) days after the end of every fiscal year.”

B. The Annual Report on Cumulative Allotments, Obligations Incurred, and Obligations Liquidated (ARCAOIOL)

The COA, through the then Accountancy Office, now the Government Accountancy Sector (GAS), submitted the first ARCAOIOL of the National Government Agencies (NGAs) for FY 1994. The Main Report or Part I was presented by Province/City and was supported by the Schedule of Selected Current Operating Expenses and Capital Outlays of the NGAs by Province/City as Part II. The RCAOIOL has been submitted annually until FY 2001.

C. The Annual COA Report on Cumulative Allotments, Obligations and Disbursements (ARCAOD)

The ARCAOIOL was renamed as ARCAOD starting FY 2002 in accord with the New Government Accounting System prescribed under COA Circular No. 2001-004 dated October 30, 2001. In FY 2011, Part II of the report was discontinued and in FY 2013, the ARCAOD was enhanced to include the significant observations and the measures recommended to improve efficiency and effectiveness of the NGAs concerned.

D. The Annual Report on Appropriations, Allotments, Obligations and Disbursements (ARAAOD)

This year's report was further renamed as ARAAOD of the NGAs because it now includes data on the authorized and unreleased appropriations.

Objectives

The FY 2014 ARAAOD is prepared to provide financial information on how the national budget was allocated to the different departments and agencies of the government by region, by province, and by cities and on how these funds were expended by the agencies. Data on appropriations, allotments, obligations incurred and disbursements made were presented by department/agency and by province/city.

This report also provided data as to the departments and agencies of the NG which were given the authority to use their income as part of their approved budget, and how these were utilized. As such, the ARAAOD served as a guide for the Congress and the President in the review of the government budget and in the ratification of appropriation laws for equitable distribution of the government funds. The financial information may also be used as a tool by economic planning executives, decision makers, legislators, and other government officials in the development of budget plans, formulation of economic policies, and in deliberations in aid of legislation.

Features

The financial information are presented in this Report, as follows:

- Highlights
- Significant Observations and Recommended Measures to Improve the Efficiency and Effectiveness of the Concerned NGA
- Appropriations, Allotments, Obligations, Disbursements
 - By Department/Office and By Quarter
 - By Region and By Allotment Class
 - By Department/Office, By Region and By Allotment Class
 - By Department/Office, By Agency, By Province/City
- Statements on Approved Budget, Utilizations, Disbursements and Balances
 - By Department/Office and By Quarter
 - By Region and By Allotment Class
 - By Department/Office, By Region and By Allotment Class
 - By Department/Office, By Agency, and By Province/City

The balances of unreleased appropriations, unobligated allotments and unpaid obligations are likewise shown in the report.

Source and Methodology

The ARAAOD contains the consolidated data on the quarterly Financial Accountability Reports (FARs) submitted by the NGAs pursuant to Special Provision No. 6 for the Commission on Audit (COA) of R.A. No.10633, the General Appropriations Act for Fiscal Year (FY) 2014, which states:

“The COA shall submit, either in printed form or by way of electronic document to the Congress and the President of the Philippines within one hundred twenty (120) days after the end of every fiscal year annual COA reports containing cumulative allotments, obligations incurred/liquidated, total disbursements, and the results of expended appropriations, including recommended measures necessary to improve the effectiveness and efficiency, for each agency and instrumentality of the National Government, by province and highly urbanized city, as well as GOCCs and non-government entities subject to its audit. The Chairperson of the COA and the Commission’s web administrator or his/her equivalent shall be responsible for ensuring that said reports are likewise posted on the official website of the COA.”

The appropriations and allotments pertained to: (a) the current year (FY 2014), (b) prior year (FY 2013) unreleased appropriations and unobligated allotments available for expenditure until the end of the year (FY 2014), (c) automatic appropriations and Special Purpose Funds which do not require periodic approval by Congress, and (d) approved budget for income/revenues collected by agencies for which they are authorized to use.

The appropriations, allotments, obligations incurred and disbursements were sourced from the Statement of Appropriations, Allotments, Obligations, Disbursements and Balances (FAR No. 1) in accordance with COA-DBM Joint Circular No. 2014-001 dated July 2, 2014.

Overdraft in allotments and overpayments, if any, were confirmed with the concerned agency, as well as the commitments and corresponding payments, to ascertain that such were duly covered by allotments.

The approved budget consisting of income/revenues collected by the agencies were taken from the Statement of Approved Budget, Utilizations, Disbursements, and Balances (FAR No. 2) supported with the details by object of expenditures also in accordance with COA-DBM Joint Circular No. 2014-001. These income/revenues include, among others, tuition and matriculation fees; license fees from securities, brokers/ dealers; hospital income and fees, medical/dental/laboratory fees; legal and court fees; and share from gross income of PAGCOR and charity fund proceeds of lottery draws.

This year's report represents 9,973 or 99.93 percent of the total 9,980 quarterly reports for the Appropriations, Allotments, Obligations, Disbursements and Balances and 638 or 78.38 percent of the total 814 expected quarterly reports for the Approved Budgets, Utilizations, Disbursements and Balances to be submitted by the NGAs. The lists of agencies with unsubmitted quarterly reports and those which submitted after the cut-off date are shown in Annexes A-1 and A-2, on pages 382 and 384, respectively, of this report.

Electronic copy of this Report can be downloaded from the COA website (www.coa.gov.ph).

II. HIGHLIGHTS

HIGHLIGHTS

The Annual Report on Appropriations, Allotments, Obligations and Disbursements (ARAAOD) for FY 2014 shows the financial information reported by the NGAs in the execution of the current year's budget as follows:

- appropriations of P2.762 trillion and allotments of P2.720 trillion with unreleased appropriations of P42.63 billion;
- allotments of P2.720 trillion and obligations of P2.216 trillion with unobligated allotments of P503.58 billion; and
- obligations of P2.216 trillion and disbursements of P1.956 trillion with unpaid obligations of P260.26 billion.

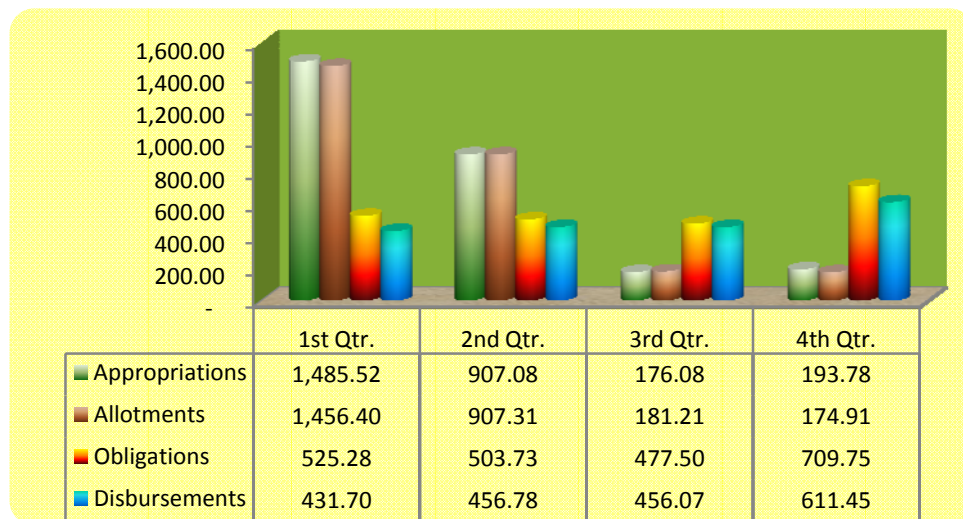
In compliance with COA-DBM Joint Circular No. 2014-001, this ARAAOD for FY 2014 includes for the first time, the financial information reported by the NGAs on Retained Income. Retained Income are collections that are authorized by law to be used directly by authorized agencies for their operations or for specific purposes. The financial information reported by these NGAs in the execution of their budgeted income for FY 2014 is as follows:

- approved budget of P27.51 billion and utilizations of P20.56 billion with unutilized budget of P6.95 billion; and
- budget utilizations of P20.56 billion and disbursements of P17.70 billion with unpaid utilizations of P2.86 billion.

A. APPROPRIATIONS, ALLOTMENTS, OBLIGATIONS AND DISBURSEMENTS

This year's appropriations of P2.762 trillion and allotments of P2.720 trillion were sourced from the current year's appropriations - RA 10633 (the GAA for FY 2014), prior year's continuing appropriations and automatic appropriations. Out of the released appropriations, the total obligations and disbursements amounted to P2.216 trillion and P1.956 trillion, respectively. The breakdown of appropriations, allotments, obligations and disbursements, by quarter is presented in Chart 1 below.

**Chart 1 – Appropriations, Allotments, Obligations and Disbursements
(in billion pesos)**



❖ **APPROPRIATIONS–P2.762 trillion**

For this year, the total appropriations of P2.762 trillion was made available for the operations of the NG, specifically for: Personal Services (PS) of P648.51 billion or 23.48 percent, Maintenance and Other Operating Expenses (MOOE) of P861.36 billion or 31.18 percent, Financial Expenses (FE) of P354.00 billion or 12.81 percent, and Capital Outlays (CO) of P898.59 billion or 32.53 percent.

Of the P2.762 trillion total appropriations, 90.00 percent or P2.486 trillion was reported by the ten (10) departments/agencies, as follows:

Department/Office	Appropriations (in million pesos)	Percent to Total
Finance	931,366.29	33.72
Budget and Management	354,804.88	12.84
Education	307,582.66	11.14
Public Works and Highways	301,694.39	10.92
Interior and Local Government	159,884.63	5.79
National Defense	142,982.98	5.18
Social Welfare and Development	103,405.88	3.74
Agriculture	71,524.81	2.59
Transportation and Communication	58,838.34	2.13
Health	<u>54,099.52</u>	<u>1.96</u>
Sub-Total	2,486,184.35	90.00
Other departments	<u>276,276.97</u>	<u>10.00</u>
Total	<u>2,762,461.32</u>	<u>100.00</u>

The allocated P2.486 trillion substantiates that for the FY 2014, the remaining appropriations in the amount of P276.28 billion was shared by the other departments of the NG.

The highest allocation was for the DOF which includes P793.58 billion or 85.21 percent appropriated for the payment of the loans of the NG, composed of principal amortization of P440.93 billion and interest of P352.65 billion.

The P354.80 billion, total appropriations of the DBM, being the administrator of the funds for LGUs, includes P350.10 billion for the Administered Funds under the Allocations to Local Government Units, P341.54 billion of which, pertains to Internal Revenue Allotments.

❖ **ALLOTMENTS – P2.720 trillion**

The amount of allotments released by the DBM to the different NGAs totaling to P2.720 trillion represents 98.46 percent of the approved appropriations.

As shown in Chart 2, big chunks of allotment releases went to CO and MOOE at 31.84 percent and 31.36 percent, respectively, while the least at 13.02 percent was released for FE.

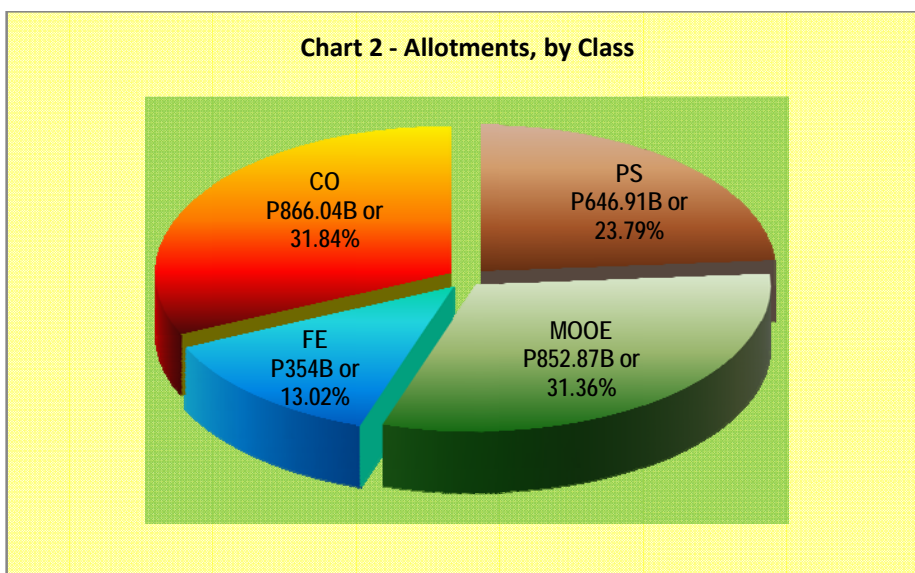


Table 1 shows the allotments releases to the different departments/offices by allotment class, ranked from highest to lowest.

**Table 1 – Allotments, by Department/Office, by Allotment Class
(in million pesos)**

Department/Office	Total	PS	MOOE	FE	CO
Finance (Debt Service)	793,583.00	-	-	352,652.00	440,931.00
Budget and Management (SPF for LGUs)	350,100.10	2,318.79	347,773.74	-	7.57
Education	305,311.83	250,148.96	39,065.10	-	16,097.77
Public Works and Highways	275,417.51	6,837.73	12,850.52	-	255,279.26
Interior and Local Government	159,072.79	118,962.48	23,651.06	-	16,459.26
National Defense	142,512.94	105,847.23	23,272.95	0.02	13,392.74
Finance	136,976.85	7,621.78	124,587.97	686.44	4,080.66
Social Welfare and Development	103,394.20	3,884.01	98,367.02	550.00	593.17
Health	54,099.52	14,405.80	24,235.69	-	15,458.03
Agriculture	68,894.20	5,137.13	30,702.68	-	33,054.61
Transportation and Communications	58,197.12	5,914.51	18,071.05	-	33,581.57
State Universities and Colleges	42,636.37	27,915.56	9,019.44	-	5,701.37
Environment and Natural Resources	26,969.21	8,016.89	10,689.30	-	8,263.02
Autonomous Region in Muslim Mindanao	22,650.73	9,881.62	6,554.49	-	6,214.61
The Judiciary	21,958.93	18,082.30	2,803.09	-	1,073.53
Agrarian Reform	19,633.30	6,806.06	10,432.81	-	2,394.43
Other Executive Offices	18,449.89	4,271.24	12,666.30	-	1,512.35
Foreign Affairs	14,931.99	6,338.21	7,543.59	14.88	1,035.30
Science and Technology	14,646.70	3,212.94	8,917.36	-	2,516.41
Justice	14,547.35	10,254.28	3,799.41	-	493.66

(Table 1, continued)

Department/Office	Total	PS	MOOE	FE	CO
Labor and Employment	14,059.40	4,487.22	8,866.75	-	705.43
Congress of the Philippines	12,545.34	4,424.78	7,642.11	-	478.44
Commission on Audit	9,029.58	8,128.93	536.79	0.01	363.85
Commission on Elections	6,615.82	2,310.38	3,877.91	-	427.52
Office of the President	5,564.02	736.03	4,414.90	-	413.09
Trade and Industry	4,759.41	1,673.56	2,713.30	0.02	372.54
Budget and Management	4,704.77	3,450.47	1,071.22	a	182.98
National Economic and Development Authority	4,574.66	1,611.87	2,638.95	0.68	323.17
Energy	4,104.28	357.77	1,188.28	93.12	2465.11
Metropolitan Manila Development Authority	2,430.78	75.42	1,465.31	-	890.05
Tourism	2,091.62	436.35	1,446.38	7.18	201.72
Office of the Ombudsman	1,994.62	1,508.99	297.12	0.01	188.51
Presidential Communications Operations Office	1,455.88	641.48	599.68	-	214.72
Civil Service Commission	1,307.95	880.91	218.15	-	208.89
Commission on Human Rights	372.82	272.10	87.88	-	12.84
Office of the Vice-President	232.17	57.24	174.38	-	0.56
Join Legislative-Executive Councils	4.33	2.42	0.60	-	1.31
Total	<u>2,719,832.21</u>	<u>646,913.44</u>	<u>852,873.27</u>	<u>354,004.45</u>	<u>866,041.04</u>

Difference between the totals and the sum of the components is due to rounding off.

Table I also shows that the biggest allotments for Personal Services were reported by DepEd, DILG and DND at P250.15 billion, P118.96 billion and P105.85 billion, respectively. This signifies that these departments have the most number of personnel among the departments. The DBM reported the highest amount of allotments for MOOE at P347.77 billion which pertain to the Special Purpose Funds for the LGUs. The DOF accounted the biggest allotment for CO of P440.93 billion and FE of P352.65 billion which were allotted for Debt Service.

❖ UNRELEASED APPROPRIATIONS– P42.63 billion

Unreleased appropriations had a balance of P42.63 billion as of the end of the year. The amount is the difference between the authorized appropriations of P2.762 trillion and the total allotments released to the different NGAs of P2.720 trillion, broken down as follows: PS of P1.59 billion or 3.74 percent, MOOE of P8.48 billion representing 19.90 percent, and CO of P32.55 billion or 76.36 percent.

The unreleased appropriations of 18 departments presented by allotment class are shown in Table 2 on the next page.

**Table 2 – Unreleased Appropriations, by Department/Office,
by Allotment Class
(in million pesos)**

Department/Office	Total	PS	MOOE	CO
Public Works and Highways	26,276.88	-	320.24	25,956.64
Agrarian Reform	5,793.13	439.69	5,043.23	310.21
Agriculture	2,630.39	50.41	414.96	2,165.02
Education	2,270.82	33.94	6.04	2,230.84
Environment and Natural Resources	1,869.17	421.18	1,419.99	28.00
Interior and Local Government	811.83	308.13	503.70	-
Finance	806.45	-	281.87	524.58
Transportation and Communications	641.21	-	60.06	581.15
Foreign Affairs	557.33	-	-	557.33
National Defense	470.02	270.02	-	200.00
Office of the President	400.00	-	400.00	-
National Economic and Development Authority	49.29	49.29	-	-
Autonomous Region in Muslim Mindanao	19.84	19.84	-	-
State Universities and Colleges	15.06	-	15.06	-
Social Welfare and Development	11.68	-	11.68	-
Science and Technology	3.70	-	3.70	-
Labor and Employment	2.00	-	2.00	-
Other Executive Offices	<u>0.31</u>	<u>0.31</u>	-	-
Total	<u>42,629.11</u>	<u>1,592.82</u>	<u>8,482.53</u>	<u>32,553.76</u>

Difference between the totals and the sum of the components is due to rounding off.

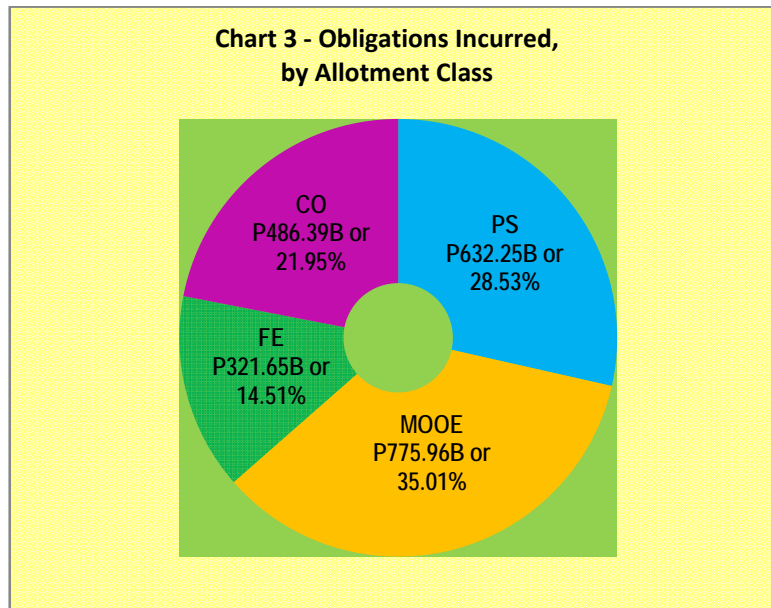
Leading the departments with unreleased appropriations is the DPWH which reported P26.28 billion, representing 61.64 percent of the total unreleased appropriations. Out of the amount, P25.96 billion pertains to appropriations for CO.

The DAR followed with P5.79 billion, of which, P5.04 billion is for MOOE.

The DA, DepEd, and DENR also reported large amounts of unreleased appropriations of P2.63 billion, P2.27 billion, and P1.87 billion, respectively.

❖ **OBLIGATIONS – P2.216 trillion**

For FY 2014, obligations incurred by the NGAs aggregated to P2.216 trillion representing 81.48 percent of the available allotments, broken down by allotment class as shown in Chart 3.



The biggest obligations were incurred for MOOE at 35.01 percent, followed by PS at 28.53 percent.

The obligations incurred by the different departments/offices by allotment class are shown in Table 3.

**Table 3– Obligations Incurred, by Department/Office, by Allotment Class
(in million pesos)**

Department/Office	Total	PS	MOOE	FE	CO
Finance (Debt Service)	541,910.30	-	-	320,417.75	221,492.55
Budget and Management (SPF for LGUs)	349,682.36	2,318.73	347,356.05	-	7.58
Education	275,223.83	243,715.96	27,179.33	-	4,328.54
Public Works and Highways	186,744.62	6,681.19	11,349.25	-	168,714.18
Interior and Local Government	143,036.87	118,788.02	19,440.72	-	4,808.14
National Defense	138,057.43	105,756.54	21,230.07	-	11,070.82
Finance	132,143.97	7,022.21	120,539.31	664.82	3,947.62
Social Welfare and Development	85,838.99	3,506.74	81,540.93	549.76	241.57
Agriculture	55,947.00	4,695.74	26,702.58	-	24,548.68
Health	44,589.15	13,530.33	20,109.31	-	10,949.51
State Universities and Colleges	38,863.57	27,711.82	8,159.27	-	2,992.48
Transportation and Communications	34,128.71	5,856.62	14,749.52	-	13,522.57
Environment and Natural Resources	23,718.13	7,910.85	8,673.69	-	7,133.59
Autonomous Region in Muslim Mindanao	22,450.21	9,880.92	6,399.58	-	6,169.71
The Judiciary	20,330.14	17,943.45	2,169.28	-	217.41
Foreign Affairs	13,371.16	6,250.61	6,542.84	14.88	562.82
Other Executive Offices	13,304.06	4,180.44	8,492.11	0.00	631.50
Science and Technology	12,625.59	3,195.45	8,074.98	0.00	1,355.16
Labor and Employment	12,430.02	4,341.68	7,953.82	-	134.52
Agrarian Reform	12,262.36	6,193.60	5,554.62	-	514.14
Congress of the Philippines	10,506.38	4,364.75	5,917.98	-	223.65
Justice	10,268.74	7,060.80	2,907.25	-	300.69

(Table 3, continued)

Department/Office	Total	PS	MOOE	FE	CO
Commission on Audit	8,534.45	7,750.18	467.98	0.01	316.28
Commission on Elections	5,439.17	2,196.60	3,057.94	-	184.64
Budget and Management	3,931.99	3,447.45	440.02	a	44.50
Trade and Industry	3,913.14	1,542.13	2,142.82	0.01	228.17
Office of the President	3,453.71	727.06	2,638.12	-	88.53
National Economic and Development Authority	3,321.92	1,551.05	1,581.12	0.03	189.71
Metropolitan Manila Development Authority	2,256.18	74.75	1,399.30	-	782.14
Tourism	1,928.96	409.13	1,355.29	1.86	162.68
Office of the Ombudsman	1,787.46	1,452.98	247.89	0.01	86.58
Presidential Communications Operations Office	1,442.26	631.48	597.20	-	213.58
Civil Service Commission	1,294.78	880.91	217.66	-	196.21
Energy	903.43	355.49	532.05	-	15.89
Commission on Human Rights	371.33	272.10	87.85	-	11.38
Office of the Vice-President	208.49	55.58	152.39	-	0.52
Joint Legislative-Executive Council	3.61	1.95	0.37	-	1.29
Total	<u>2,216,254.48</u>	<u>632,255.28</u>	<u>775,960.51</u>	<u>321,649.15</u>	<u>486,389.53</u>

Difference between the totals and the sum of the components is due to rounding off.

Since the DOF and the DBM ranked first and 2nd as to the amount of allotment releases, they also lead the departments of the NG in terms of obligations incurred. The DOF reported obligations of P541.91 billion for Debt Service. On the other hand, DBM incurred obligations of P349.68 billion for the Administered Funds under the Allocations to Local Government Units.

Part of the total obligations incurred under PS in the amount of P5.54 million was not covered by allotment as reported by the following agencies:

<u>Agencies</u>	<u>Amount (in thousand pesos)</u>
Other Executive Offices	
Commission on Higher Education -Reg. IX	16.61
Philippine Drug Enforcement Agency	443.53
National Anti-Poverty Commission	1,918.32
State Universities and Colleges	
Siquijor State College	37.10
MSU - Iligan Institute of Technology	777.27
Davao Oriental State College of Science & Technology	1,758.67
DOST-Office of the Secretary – Region IX	10.50
DSWD-Inter-Country Adoption Board	462.40
DND-Office of Civil Defense	110.23
DOF-Bureau of the Treasury – Region I	5.00
Total	<u>5,539.63</u>

Details on this observation are discussed on pages 27 and 28 of this report.

❖ **UNOBLIGATED ALLOTMENTS– P503.58 billion**

Unobligated allotments representing the balance of allotment releases which were not yet expended by the NGAs had a balance of P503.58 billion at year end, broken down as follows: PS of P14.66 billion, MOOE of P76.91 billion, FE of P32.36 billion and CO of P379.65 billion.

The departments/offices with huge balances of unobligated allotments are shown below:

Department	Unobligated Allotments (in million pesos)				
	Total	PS	MOOE	FE	CO
Finance (Debt Service)	251,672.70	-	-	32,234.25	219,438.45
Public Works & Highways	88,672.89	156.54	1,501.27	-	87,015.08
Education	30,088.00	6,433.00	11,885.77	-	11,769.22
Transportation and Communication	24,068.42	57.88	3,951.53	-	20,059.00
Social Welfare and Development	17,555.68	377.73	16,826.10	0.24	351.61
Interior and Local Government	16,035.92	174.46	4,210.34	-	11,651.12
Agriculture	12,947.42	441.39	4,000.10	-	8,505.93
Health	9,510.37	875.46	4,126.38	-	4,508.52
Agrarian Reform	7,370.94	612.46	4,878.19	-	1,880.29
Other Executive Offices	5,148.21	93.18	4,174.19	<i>a</i>	880.84

a – Less than P100,000.

The DOF ranked first in terms of the amount of unobligated allotments. It reported a total of P251.67 billion which represents 49.97 percent of the NG’s total unobligated allotments.

The DPWH and the DepEd reported at P88.67 billion or 17.61 percent and P30.09 billion or 5.98 percent, respectively.

Table 4 below shows the allotments, obligations covered by allotments and unobligated balances of the different departments of the NG, highlighting the percentage of obligations incurred by the different departments over their allotments.

Table 4 – Allotments, Obligations (Covered by Allotments) and Unobligated Balances, by Department/Office (in million pesos)

Department/Office	Allotments	Obligations Covered by Allotments	Unobligated Balance	Percent of Obligations over Allotments
Budget and Management (Special Purpose Funds for LGUs)	350,100.10	349,682.36	417.74	99.88
Commission on Human Rights	372.82	371.33	1.49	99.60
Autonomous Region in Muslim Mindanao	22,650.73	22,450.21	200.51	99.11

(Table 4, Continued)

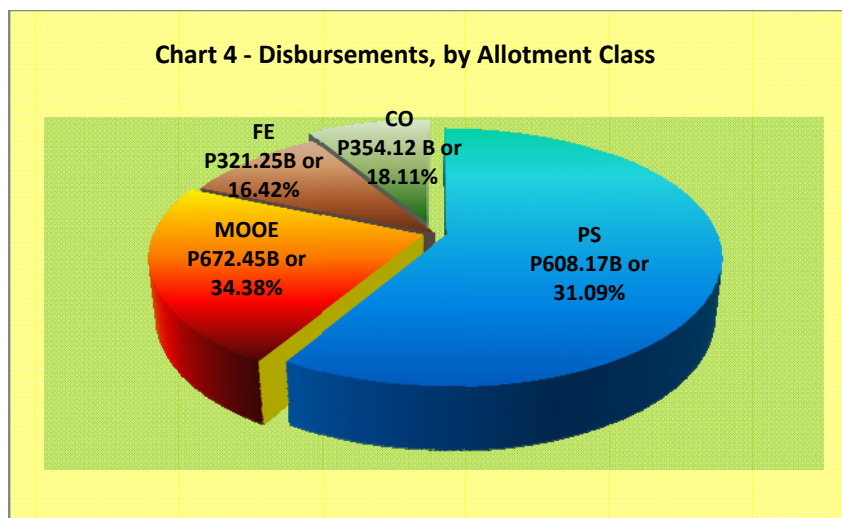
Department/Office	Allotments	Obligations Covered by Allotments	Unobligated Balance	Percent of Obligations over Allotments
Presidential Communications				
Operations Office	1,455.88	1,442.26	13.62	99.06
Civil Service Commission	1,307.95	1,294.78	13.17	98.99
National Defense	142,512.94	138,057.43	4,455.51	96.87
Finance	136,976.85	132,173.97	4,802.87	96.49
Commission on Audit	9,029.58	8,534.45	495.13	94.52
Metropolitan Manila Development Authority	2,430.78	2,256.18	174.60	92.82
The Judiciary	21,958.93	20,330.14	1,628.79	92.58
Tourism	2,091.62	1,928.96	162.66	92.22
State Universities and Colleges Education	42,636.37	38,863.57	3,772.80	91.15
Education	305,311.83	275,223.83	30,088.00	90.15
Interior and Local Government	159,072.79	143,036.87	16,035.92	89.92
Office of the Vice- President	232.17	208.49	23.68	89.80
Office of the Ombudsman	1,994.62	1,787.46	207.16	89.61
Foreign Affairs	14,931.99	13,371.16	1,560.83	89.55
Labor and Employment	14,059.40	12,430.02	1,629.38	88.41
Environment and Natural Resources	26,969.21	23,718.13	3,251.08	87.95
Science and Technology	14,646.70	12,625.58	2,021.12	86.20
Congress of the Philippines	12,545.34	10,506.38	2,038.96	83.75
Budget and Management	4,704.77	3,931.99	772.78	83.57
Joint Legislative-Executive Council	4.33	3.61	0.71	83.47
Social Welfare and Development	103,394.20	85,838.52	17,555.68	83.02
Health	54,099.52	44,589.15	9,510.37	82.42
Trade and Industry	4,759.41	3,913.14	846.27	82.22
Commission on Elections	6,615.82	5,439.17	1,176.64	82.21
Agriculture	68,894.42	55,947.00	12,947.42	81.21
National Economic and Development Authority	4,574.66	3,321.92	1,252.75	72.62
Other Executive Offices	18,449.89	13,301.68	5,148.21	72.10
Justice	14,547.35	10,268.74	4,278.62	70.59
Finance (Debt Service)	793,583.00	541,910.30	251,672.70	68.29
Public Works and Highways	275,417.51	186,744.62	88,672.89	67.80
Agrarian Reform	19,633.30	12,262.36	7,370.94	62.46
Office of the President	5,564.02	3,453.71	2,110.31	62.07
Transportation and Communications	58,197.12	34,128.71	24,068.42	58.64
Energy	4,104.28	903.43	3,200.85	22.01
Total	<u>2,719,832.21</u>	<u>2,216,248.94</u>	<u>503,583.27</u>	81.48

Difference between the totals and the sum of the components is due to rounding off.

DBM incurred the highest percentage of obligation over its allotments for the Special Purpose Funds that it administered for the LGUs. On the contrary, the DOTC and DOE expended only 58.64 percent and 22.01 percent, respectively of their total allotments.

❖ **DISBURSEMENTS – P1.956 trillion**

The NGAs reported aggregate disbursements of P1.956 trillion or 88.26 percent of their current year’s obligations of P2.216 trillion, broken down by allotment class as shown in Chart 4. Part of the total amount is the disbursement of P23.25 million in excess of the total obligations of P2.216 trillion. Details on this observation are discussed on pages 28 and 29 of this report.



The disbursements are also presented by department/office and by allotment class in Table 5 below.

Table 5 - Disbursements by Department/Office and by Allotment Class (in million pesos)

Department/ Office	Total	PS	MOOE	FE	CO
Finance (Debt Service)	541,910.30	-	-	320,417.75	221,492.55
Budget and Management (Special Purpose Funds for LGUs)	349,483.10	2,318.73	347,160.59	-	3.79
Education	259,269.74	233,693.10	24,572.98	-	1,003.65
Interior and Local Government	136,987.30	114,624.35	17,918.99	-	4,443.96
National Defense	129,060.10	102,326.72	16,609.31	-	10,124.06
Finance	100,012.22	6,594.78	89,606.83	632.37	3,178.25
Public Works and Highways	95,395.77	6,350.17	6,955.58	-	82,090.01
Social Welfare and Development	64,642.84	2,883.84	61,559.10	183.08	16.83
State Universities and Colleges	34,857.15	27,181.31	6,898.81	-	777.03
Agriculture	33,034.26	4,394.27	15,822.25	-	12,817.74
Health	29,118.76	12,778.79	13,246.79	-	3,093.18
The Judiciary	19,852.54	17,490.83	2,158.86	-	202.85

(Table 5, continued)

Department/ Office	Total	PS	MOOE	FE	CO
Environment and Natural Resources	19,361.51	7,220.67	6,782.02	-	5,358.82
Transportation and Communications	19,221.78	5,738.76	10,418.59	-	3,064.44
Autonomous Region in Muslim Mindanao	16,789.77	9,027.94	4,727.34	-	3,034.49
Labor and Employment	11,513.18	4,243.12	7,161.74	-	108.31
Science and Technology	11,458.56	3,047.42	7,672.46	<i>a</i>	738.68
Foreign Affairs	11,026.71	5,746.29	4,896.14	11.83	372.45
Agrarian Reform	10,810.06	6,159.38	4,318.23	-	332.46
Other Executive Offices	10,442.48	4,108.50	5,990.36	<i>a</i>	343.61
Congress of the Philippines	10,347.68	4,350.67	5,835.62	-	161.39
Justice	9,488.17	6,960.05	2,478.92	-	49.20
Commission on Audit	8,485.81	7,743.84	464.31	0.01	277.67
Budget and Management	3,752.27	3,441.33	289.06	0.02	21.85
Trade and Industry	3,306.76	1,340.88	1,851.67	<i>a</i>	114.22
National Economic and Development Authority	3,127.55	1,487.92	1,533.56	0.03	106.04
Commission on Elections	2,484.78	2,139.13	263.00	-	82.65
Office of the President	2,054.97	720.44	1,305.85	-	28.67
Office of the Ombudsman	1,704.41	1,445.52	202.22	0.01	56.67
Tourism	1,693.39	394.88	1,190.31	1.02	107.17
Metropolitan Manila Development Authority	1,640.92	74.75	1,336.35	-	229.83
Civil Service Commission	1,284.99	875.32	216.37	-	193.30
Presidential Communications Operations Office	1,231.12	628.66	518.78	-	83.69
Energy	629.09	328.49	291.70	-	8.90
Commission on Human Rights	319.65	256.59	57.63	-	5.43
Office of the Vice- President	190.52	52.95	137.05	-	0.52
Joint Legislative-Executive Councils	<u>3.58</u>	<u>1.95</u>	<u>0.35</u>	-	<u>1.29</u>
Total	<u>1,955,993.79</u>	<u>608,172.32</u>	<u>672,449.70</u>	<u>321,246.11</u>	<u>354,125.66</u>

Difference between the totals and the sum of the components is due to rounding off.
a – Less than ₱1,000.

Disbursements reported by the DOF-BTr for debt servicing which totaled P541.91 billion accounted for 27.71 percent of the total disbursements while those for assistance to LGUs reached P349.48 billion or 17.87 percent. The remaining 54.42 percent was shared by other departments/offices, the biggest portion of which were reported by DepEd – P259.27 billion or 13.26 percent, DILG – P136.99 billion or 7.00 percent, DND – P129.06 billion or 6.60 percent and DOF – P100.01 billion or 5.11 percent.

❖ **UNPAID OBLIGATIONS – P260.26 billion**

At year end, P260.26 billion or 11.74 percent was reported as unpaid obligations out of the obligations incurred by the NGAs of P2.216 trillion. Presented in Table 6 are the obligations, disbursements and unpaid obligations by department/office. The departments/offices with highest unliquidated obligations (over 15 billion) are: DPWH of P91.35 billion or 35.10 percent, DOF of P32.16 billion or 12.36 percent, DA of P22.91 billion or 8.80 percent, DSWD of P21.20 billion or 8.14 percent, DepEd of P15.95 or 6.13 percent, and DOH of P15.47 billion or 5.94 percent.

Table 6 also shows that 16 of the 35 departments/offices were able to settle more than 90 percent of their obligations and 18 departments/offices were able to pay 50 to 89 percent of their obligations while the COMELEC reported the lowest percentage of 45.68 percent in the liquidation of its obligations.

The unpaid obligations for PS with the biggest amount was reported by DepEd at P10.02 billion or 41.62 percent, followed by DILG at P4.16 billion or 17.29 percent and DND at P3.43 billion or 14.24 percent.

For MOOE, the DOF, DSWD, and DA reported the largest amounts of P30.93 billion or 29.88 percent, P19.98 billion or 19.30 percent, and P10.88 billion or 10.51 percent, respectively.

Most of the unliquidated obligations for FE and CO were reported by DSWD at P366.69 billion or 90.98 percent and DPWH at P86.62 billion or 65.49 percent, respectively.

**Table 6 – Obligations, Disbursements and Unpaid Obligations, by Department/Office
(in million pesos)**

Department/Office	Obligations	Disbursements	Unpaid Obligations	Percent of Disbursements over Obligations
Finance (Debt Service)	541,910.30	541,910.30	-	100.00
Budget and Management (Special Purpose Funds for LGUs)	349,682.36	349,483.10	199.26	99.94
Commission on Audit	8,534.45	8,485.81	48.63	99.43
Joint Legislative-Executive Councils	3.61	3.58	0.03	99.25
Civil Service Commission	1,294.78	1,284.99	9.80	99.24
Congress of the Philippines	10,506.38	10,347.68	158.70	98.49
The Judiciary	20,330.14	19,852.54	477.59	97.65

(Table 6, continued)

Department/Office	Obligations	Disbursements	Unpaid Obligations	Percent of Disbursements over Obligations
Interior and Local Government	143,036.87	136,987.30	6,049.57	95.77
Budget and Management	3,931.99	3,752.27	179.72	95.43
Office of the Ombudsman	1,787.46	1,704.41	83.04	95.35
Education	275,223.83	259,269.74	15,954.09	94.20
National Economic and Development Authority	3,321.92	3,127.55	194.37	94.15
National Defense	138,057.43	129,060.10	8,997.33	93.48
Labor and Employment	12,430.02	11,513.18	916.84	92.62
Justice	10,268.74	9,488.17	780.56	92.40
Office of the Vice- President	208.49	190.52	17.97	91.38
Science and Technology	12,625.59	11,458.56	1,167.04	90.76
State Universities and Colleges	38,863.57	34,857.15	4,006.42	89.69
Agrarian Reform	12,262.36	10,810.06	1,452.30	88.16
Tourism	1,928.96	1,693.39	235.57	87.79
Commission on Human Rights	371.33	319.65	51.68	86.08
Presidential Communications Operations Office	1,442.26	1,231.12	211.14	85.36
Trade and Industry	3,913.14	3,306.76	606.37	84.50
Foreign Affairs	13,371.16	11,026.71	2,344.45	82.47
Environment and Natural Resources	23,718.13	19,361.51	4,356.62	81.63
Other Executive Offices	13,304.06	10,442.48	2,861.58	78.49
Finance	132,173.97	100,012.22	32,161.75	75.67
Social Welfare and Development	85,838.99	64,642.84	21,196.15	75.31
Autonomous Region in Muslim Mindanao	22,450.21	16,789.77	5,660.44	74.79
Metropolitan Manila Development Authority	2,256.18	1,640.92	615.26	72.73
Energy	903.43	629.09	274.35	69.63
Health	44,589.15	29,118.76	15,470.40	65.30
Office of the President	3,453.71	2,054.97	1,398.74	59.50
Agriculture	55,947.00	33,034.26	22,912.74	59.05
Transportation and Communications	34,128.71	19,221.78	14,906.93	56.32
Public Works and Highways	186,744.62	95,395.77	91,348.85	51.08
Commission on Elections	<u>5,439.17</u>	<u>2,484.78</u>	<u>2,954.39</u>	45.68
Total	<u>2,216,254.48</u>	<u>1,955,993.79</u>	<u>260,260.68</u>	88.26

Difference between the totals and the sum of the components is due to rounding off.

❖ **REGIONAL BREAKDOWN OF ALLOTMENTS, OBLIGATIONS AND DISBURSEMENTS**

Being the center of the political, economic, social, cultural, and educational programs of the country, the National Capital Region (NCR) commonly known as Metro Manila, had the biggest amount in allotments of P1.729 trillion or 63.56 percent, obligations of P1.288 trillion or 58.12 percent, and disbursements of P1.160 trillion or 59.32 percent as compared to other Regions.

Table 7 below shows the breakdown of allotments, obligations, and disbursements by region ranked from highest to lowest in terms of allotment releases.

**Table 7 - Regional Breakdown of Allotments, Obligations, and Disbursements
(in million pesos)**

Region	Allotments		Obligations		Disbursements	
	Amount	Percent Distribution	Amount	Percent Distribution	Amount	Percent Distribution
NCR	1,728,824.19	63.56	1,288,140.72	58.12	1,160,351.13	59.32
Region IV-A	100,969.05	3.71	94,880.63	4.28	85,933.58	4.39
Region III	93,295.87	3.43	86,929.85	3.92	79,297.49	4.05
Region VI	89,670.40	3.30	83,767.86	3.78	70,937.70	3.63
Region VII	79,086.57	2.91	74,205.22	3.35	62,577.56	3.20
Region VIII	74,137.35	2.73	65,301.11	2.95	53,580.92	2.74
Region V	71,607.94	2.63	67,092.61	3.03	54,980.41	2.81
Region X	60,902.24	2.24	56,705.51	2.56	46,978.96	2.40
Region I	57,978.52	2.13	54,549.60	2.46	49,593.55	2.54
Region XII	57,065.46	2.10	54,768.78	2.47	44,937.19	2.30
Region XI	55,835.21	2.05	52,217.80	2.36	43,527.92	2.23
Region IX	53,158.12	1.95	50,774.51	2.29	44,833.91	2.29
Region II	48,680.13	1.79	46,526.30	2.10	42,511.80	2.17
Region IV-B	43,171.73	1.59	40,916.64	1.85	34,219.20	1.75
Region XIII	41,967.13	1.54	39,345.31	1.78	33,942.24	1.74
CAR	36,834.33	1.35	33,834.14	1.53	27,397.21	1.40
ARMM	<u>26,647.96</u>	<u>0.98</u>	<u>26,297.88</u>	<u>1.19</u>	<u>20,393.03</u>	<u>1.04</u>
	<u>2,719,832.21</u>	<u>100.00</u>	<u>2,216,254.48</u>	<u>100.00</u>	<u>1,955,993.79</u>	<u>100.00</u>

Difference between the totals and the sum of the components is due to rounding-off.

B. APPROVED BUDGET, UTILIZATIONS AND DISBURSEMENTS ON RETAINED INCOME

Unless otherwise specifically provided by law, all revenues accruing to the departments, offices and agencies by virtue of the provisions of existing laws, orders and regulations shall be deposited in the National Treasury or in the authorized depository of the Government and shall accrue to the General Fund of the National Government. However, there are NGAs which were authorized by the Congress to retain, deposit in an Authorized Government Depository Bank (AGDB) and utilize their income in accordance with such rules as may be determined by the Permanent Committee composed of the Secretary, DOF as Chairman, the Secretary, DBM and the Chairman COA, as members. (Sec. 44, Chapter V, Book VI, EO 292 and Sec. 65, Chapter 3, PD 1445.

These NGAs with the specific sources and purposes for which they are allowed to utilize their retained income are as follows:

Department/Office Agencies	Sources of Retained Income	Purpose
State Universities and Colleges (SUCs)	All income from tuition fees and other school charges	For the instruction, research, extension and other programs and projects of the SUC, including the creation of additional positions, subject to the guidelines issued by the DBM, and for expenditures that directly support their core mandate Not to be used for the payment of allowances and other benefits not authorized by law
<i>Based on Section 4.d of R. A. 8292 “An Act Providing for the Uniform composition and Powers of the Governing Boards, the Manner of appointment and Term of Office of the President of Chartered SUCs, and for Other Purposes” dated June 6, 1997 and Section 1 of the Special Provisions under the Regular Appropriations of the SUCs under R. A. No. 10633, the GAA for FY 2014.</i>		
Department/Office Agencies	Sources of Retained Income	Purpose
DOF - Securities and Exchange Commission (SEC)	One hundred million pesos (P100,000,000) to be sourced from registration and filing fees	To augment the MOOE and Capital Outlay requirements
<i>Based on Section 75 of R.A. No. 8799 “The Securities Regulation Code” dated July 19, 2000 and Section 1 of the Special Provisions under the Regular Appropriations of the SEC under R. A. No. 10633, the GAA for FY 2014.</i>		

Department/Office Agencies	Sources of Retained Income	Purpose
DOH-Special Hospitals and Medical Centers, Institute for Disease Preventions and Controls including Drug Abuse Treatment and Rehabilitation Centers and facilities, and other National Government hospitals of the DOH	All income generated from the operation of special hospitals, medical centers, institute for disease prevention and control, including drug abuse treatment and rehabilitation centers and facilities, and other National Government hospitals under the DOH	To augment the hospital's MOOE and Capital Outlays including equipment and infrastructure projects to improve the delivery of health services At least 25% of the said income shall be used to purchase and upgrade hospital equipment used directly in the delivery of health services

Based on DOH, DOF and DBM Joint Circular No. 2003-1 dated July 16, 2003 and Section 2 of the Special Provisions under the Regular Appropriations of the OSEC-DOH under R. A. No. 10633, the GAA for FY 2014.

Department/Office Agencies	Sources of Retained Income	Purpose
DND – Government Arsenal (GA), PVAO - Veterans Memorial Medical Center (VMMC), Philippine Army (PA), Philippine Air Force (PAF), Philippine Navy (PN), AFP Medical Center (AFPMC), Philippine Military Academy (PMA)	All income generated from the hospital operations of GA Infirmary, VMMC, Fort Bonifacio General Hospital, PAF General Hospital, PN General Hospital, AFPMC, and PMA, and share from revenues of the Golf Course of VMMC	To augment the hospital's MOOE and Capital Outlays and not be used for the payment of salaries and other allowance At least 25% of said income shall be used to purchase and upgrade hospital equipment used directly in the delivery of health services

Based on DOH, DOF and DBM Joint Circular No. 2003-1 dated July 16, 2003 and Section 1 of the Special Provisions under the Regular Appropriations of the OSEC-DND, VMMC, PA, PAF, PN, and the GHQ, AFP and AFP Wide Service Support Units under R. A. NO. 10633, the GAA for FY 2014.

Department/Office Agencies	Sources of Retained Income	Purpose
DTI - Intellectual Property Office (IPO)	Income from all the fees, royalties and other charges	To be used in the operations, like upgrading of facilities, equipment outlay, human resource development, and the acquisition of the appropriate office space, among others, to improve the delivery of services to the public

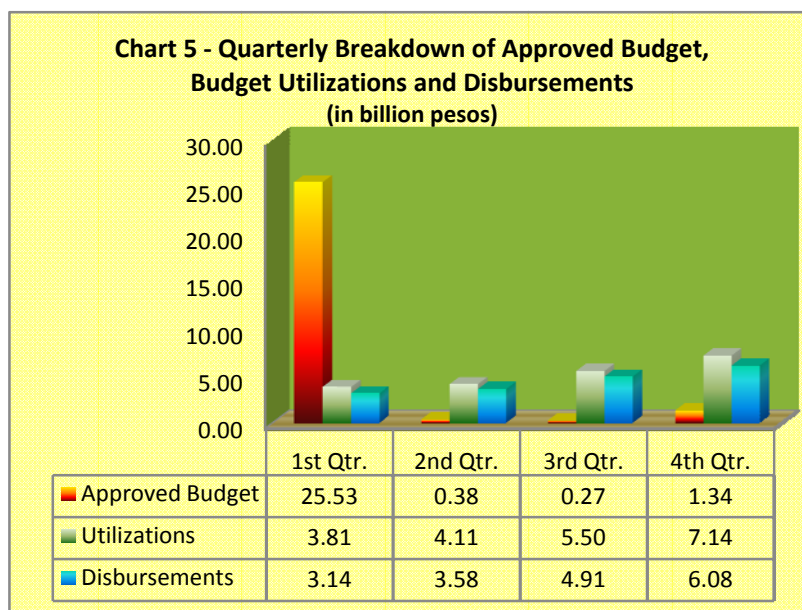
Based on Section 14 of R. A. No. 8293 “An act Prescribing the Intellectual Property Code and Establishing the IPO, Providing for its Powers and Functions, and for Other Purposes” dated January 1, 1998.

Department/Office Agencies	Sources of Retained Income	Purpose
OEO - Philippine Sports Commission (PSC)	Thirty percent (30%) representing the charity fund and proceeds of six (6) sweepstakes of lottery draws per annum, taxes on horse races during special holidays, five percent (5%) of the gross income of the PAGCOR, the proceeds from the sale of stamps depicting sports events, and three percent (3%) of all taxes collected on imported athletic equipment for the National Development Sports Fund (NSDF)	<p>To finance the country's integrated sports development program, including the holding of the national games and all other sports competitions at all levels throughout the country as well as the country's participation at international sports competitions, such as, but not limited to, the Olympic, Asian, and Southeast Asian Games, and all other international competitions, sanctioned by the International Olympic Committee and the International Federations</p> <p>The NDSF shall likewise cover the following:</p> <p>a) At least ₱6,000,000 for the research, promotion, development and implementation of Sports Science and Sports Medicine in the country;</p> <p>b) Assistance to national sports associations, private associations and entities, civil service organizations and individuals relative to the implementation of the National Physical Fitness and Sports;</p> <p>c) Training and preparation of national athletes, coaches and trainers, as well as the selection of individual athletes at the elementary and high school levels for individual sports events; and</p> <p>d) Payment of cash incentives and retirement benefits to national athletes, coaches and trainers</p>
<p><i>Based on Section 26 of R. A. No. 6847 "An Act Creating and Establishing the PSC, Defining its Powers and Functions and Responsibilities, Appropriating Funds Therefor, and for Other Purposes" dated June 24, 1990 and Section 1 of the Special Provisions under the Regular Appropriations of the PSC under R. A. No. 10633, the GAA for FY 2014.</i></p>		
Department/Office Agencies	Sources of Retained Income	Purpose
The Judiciary - Supreme Court of the Philippines and the Lower Courts	All income derived from increase in the legal fees prescribed in the amendments to Rule 141 of the Rules of Court promulgated by the Supreme Court of the Philippines after July 18, 1984	To augment the allowances of the members and personnel of the Judiciary and finance the acquisition, maintenance and repair of office equipment and facilities pursuant to Sections 1 and 3 of P.D. No. 149

Department/Office Agencies	Sources of Retained Income	Purpose
		At least eighty percent (80%) of said amount shall be used for the payment of cost of living allowances, and not more than twenty percent (20%) shall be used for the purchase of office equipment and facilities of the courts where the legal fees are collected The allowances of the members and personnel of the Judiciary shall be distributed in proportion to their basic salaries.
<i>Based on Rule 141 of the Rules of Court promulgated by the SCP after July 18, 1984, Sections 1 and 3 of P.D. No. 149 and Section 1 of the Special Provisions under the Regular Appropriations of the SCPLC under R. A. No. 10633, the GAA for FY 2014.</i>		

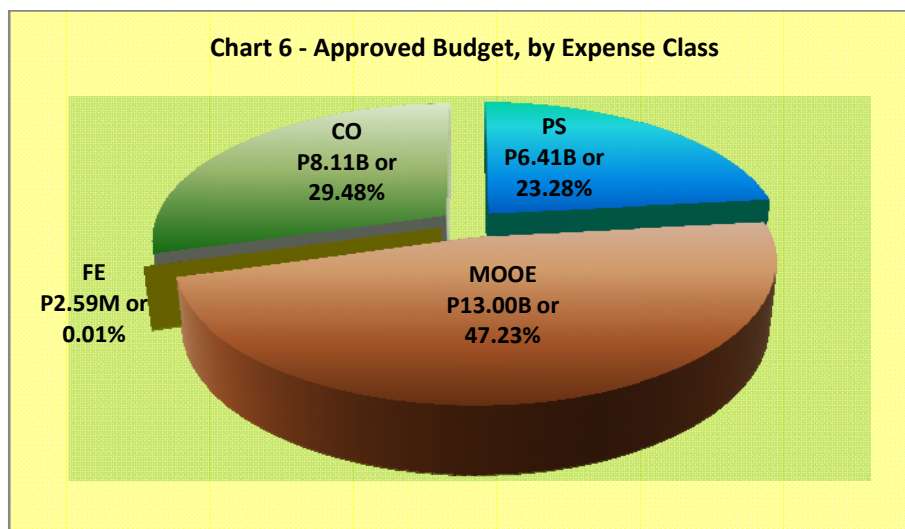
For FY 2014, the total reported Approved Budget, Budget Utilizations and Disbursements from the Retained Income of the above NGAs amounted to P27.51 billion, P20.56 billion and P17.70 billion, respectively.

As presented in Chart 5, the bulk of the approved budget at P25.53 billion or 92.78 percent was reported in the 1st quarter. On the other hand, an increasing trend for utilizations and disbursements were incurred and paid quarterly, both with highest amounts posted during the 4th quarter at P7.14 billion and P6.08 billion, respectively.



❖ **APPROVED BUDGET –P27.51 billion**

By expense class, as shown in Chart 6, the biggest portion of this year's approved budget on retained revenue of P27.51 billion was allocated for MOOE, accounting for 47.23 percent of the total approved budget.



In Table 8, the Approved Budget is presented not only by expense class but as well as by Department/Office. Among the department/offices, the SUCs reported the highest budgeted amount of P18.28 billion of which, P1.34 billion, representing 7.32 percent, was reported by the UP System. The DOH and The Judiciary ranked second and third with P5.06 billion and P2.38 billion, respectively.

Table 8 – Approved Budget, by Department/Office and by Expense Class (in million pesos)

Department/Office	Total	PS	MOOE	FE	CO
State Universities and Colleges	18,280.65	3,820.06	8,145.33	2.59	6,312.67
Health	5,056.15	-	3,827.23	-	1,228.92
The Judiciary	2,381.72	2,195.57	49.38	-	136.77
Other Executive Offices	692.59	1.63	632.69	-	58.27
Trade and Industry	535.94	259.73	239.98	-	36.24
National Defense	395.85	-	68.84	-	327.01
Finance	171.31	128.41	32.94	-	9.96
Total	<u>27,514.21</u>	<u>6,405.40</u>	<u>12,996.38</u>	<u>2.59</u>	<u>8,109.84</u>

Difference between the totals and the sum of the components is due to rounding off.

❖ **UTILIZATION – P20.56 billion**

From the Approved Budget of P27.51 billion, total utilizations this year amounted to P20.56 billion or 74.74 percent. As shown in Chart 7 and Table 9, MOOE accounted for the highest utilizations during the year and of which, P6.19 billion or 59.71 percent was reported by SUCs.

Among the SUCs, UP System, Batangas State University, Bohol Island State University, West Visayas State University and Bulacan State University reported the highest amounts at P1.34 billion, P501.87 million, P464.81 million, P444.43 million, and P363.10 million, respectively.

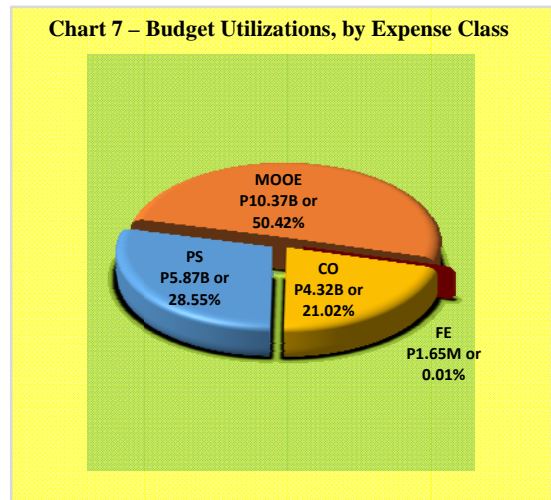


Table 9 – Budget Utilizations, by Department/Office and by Expense Class (in million pesos)

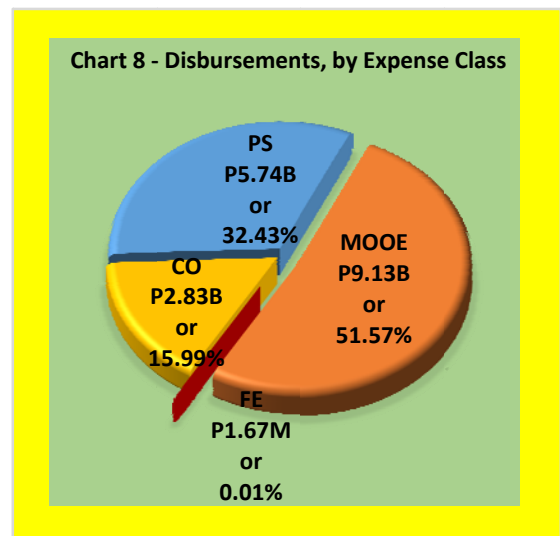
Department/Office	Total	PS	MOOE	FE	CO
State Universities and Colleges	12,641.93	3,317.55	6,191.07	1.67	3,131.63
Health	4,024.60	-	3,253.90	-	770.70
The Judiciary	2,381.72	2,195.57	49.38	-	136.77
Other Executive Offices	681.29	1.62	625.74	-	53.93
Trade and Industry	390.89	228.47	147.58	-	14.84
National Defense	278.43	-	67.89	-	210.54
Finance	164.86	128.41	32.94	-	3.51
Total	20,563.71	5,871.62	10,368.50	1.67	4,321.92

Difference between the totals and the sum of the components is due to rounding off.

❖ **DISBURSEMENTS –P17.70 billion**

From the utilized budget of P20.56 billion, total reported disbursements this year amounted to P17.70 or 86.06 percent. The amount of disbursement, by expense class and in percentage to the total amount is presented in Chart 8.

As shown by Department/Office and by Expense Class in Table 10, high payments for PS was accounted for by SUCs and The Judiciary amounting to P3.20 billion and P2.20 billion, respectively while for MOOE, the SUCs and DOH,



reported high disbursements of P5.73 billion and P2.56 billion, respectively.

Among the SUCs, the UP System reported disbursements for MOOE and CO at P417.24 million and P609.11 million, respectively.

**Table 10 – Disbursements, by Department/Office and by Expense Class
(in million pesos)**

Department/Office	Total	PS	MOOE	FE	CO
State Universities and Colleges	11,044.25	3,202.49	5,731.74	1.67	2,108.36
Health	2,927.09	-	2,561.57	-	365.52
The Judiciary	2,381.72	2,195.57	49.38	-	136.77
Other Executive Offices	601.04	1.48	545.63	-	53.93
Trade and Industry	390.89	228.47	147.58	-	14.84
National Defense	212.19	-	61.81	-	150.38
Finance	146.72	113.39	32.94	-	39
Total	<u>17,703.90</u>	<u>5,741.41</u>	<u>9,130.65</u>	<u>1.67</u>	<u>2,830.18</u>

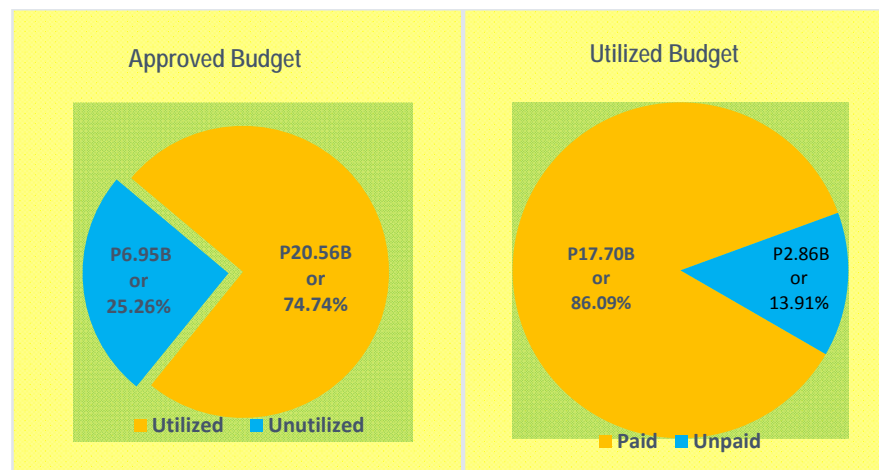
Difference between the totals and the sum of the components is due to rounding off.

❖ **UNUTILIZED BUDGET –P6.95 billion and UNPAID OBLIGATIONS – P2.86 billion**

The Approved Budget of P27.51 billion minus the total Budget Utilizations of P20.56 billion resulted to an Unutilized Budget of P6.95 billion or 25.26 percent this year, broken down by expense class as follows: PS –P533.78 million, MOOE – P2.63 billion, FE – P924.40 thousand and CO – P3.79 billion. The SUCs and DOH accounted for 95.97 percent of the unutilized balance, with P5.64 billion and P1.03 billion, respectively. Shown in Chart 9 is the status of approved and utilized budget.

Total Unpaid Utilizations during the year at P2.86 billion pertains to the PS of P130.21 million, MOOE of P1.24 billion and CO of P1.49 billion. Among the departments/offices, the SUCs and DOH reported the highest amount at P1.60 billion and P1.10 billion, respectively.

Chart9 – Status of Approved and Utilized Budget



❖ **REGIONAL BREAKDOWN OF APPROVED BUDGET, BUDGET UTILIZATIONS AND DISBURSEMENTS**

The National Capital Region (NCR), being the heart of the political, economic, social, cultural, and educational programs of the country, had the biggest amounts of Approved Budget of P8.40 billion, Budget Utilizations of P7.38 billion and Disbursements of P6.32 billion, with all phases over 30 percent of the total amounts. The least amounts were reported by Region XIII at P278.45 million for Approved Budget, P212.23 million for Utilizations and P210.41 million for Disbursements, all representing just over one (1) percent of the total amounts. A complete data is presented in Table 11.

Table 11–Regional Breakdown of Approved Budget, Utilizations and Disbursements (in million pesos)

Particulars	Approved Budget		Budget Utilizations		Disbursements	
	Amount	Percent Distribution	Amount	Percent Distribution	Amount	Percent Distribution
NCR	8,398.40	30.52	7,382.54	35.90	6,323.05	35.72
I	1,147.37	4.17	808.61	3.93	691.38	3.91
CAR	781.47	2.84	658.87	3.20	484.62	2.74
II	894.61	3.25	645.94	3.14	609.07	3.44
III	2,361.20	8.58	1,673.95	8.14	1,495.98	8.45
IV-A	2,460.62	8.94	1,345.87	6.54	1,069.77	6.04
IV-B	730.83	2.66	468.98	2.28	420.68	2.38
V	861.63	3.13	600.53	2.92	531.89	3.00
VI	2,393.08	8.70	1,906.84	9.27	1,640.96	9.27
VII	1,653.19	6.01	1,310.38	6.37	1,202.75	6.79
VIII	1,266.82	4.60	834.17	4.06	661.40	3.74
IX	525.65	1.91	341.44	1.66	292.71	1.65
X	2,379.09	8.65	1,528.74	7.43	1,253.55	7.08
XI	609.65	2.22	305.29	1.48	289.04	1.63
XII	492.84	1.79	335.61	1.63	326.90	1.85
XIII	278.45	1.01	212.23	1.03	210.41	1.19
ARMM	279.29	1.02	203.70	0.99	199.75	1.13
Total	<u>27,514.21</u>	<u>100.00</u>	<u>20,563.71</u>	<u>100.00</u>	<u>17,703.90</u>	<u>100.00</u>

Difference between the totals and the sum of the components is due to rounding off.

III. SIGNIFICANT OBSERVATIONS AND RECOMMENDED MEASURES

**SIGNIFICANT OBSERVATIONS AND RECOMMENDED MEASURES
TO IMPROVE EFFICIENCY AND EFFECTIVENESS**

Observations

- 1. Ten (10) NGAs incurred obligations in excess of their allotments in the total amount of P5,539,627.21 which is in violation of Section 41, Chapter V, Book VI of the Administrative Code of 1987.**

Review of the Statement of Appropriations, Allotments, Obligations, Disbursements, and Balances (SAAODB) submitted by the NGAs showed, that from their allotments of P1,476,044,142.93 for PS, the following agencies incurred obligations of P1,481,583,770.05 resulting to an overdraft in allotment of P5,539,627.12. These agencies and their overdrafts are as follows:

Department/Agency	Overdraft
State Universities and Colleges:	
Davao Oriental State College of Science and Technology	1,758,672.00
MSU – Iligan Institute of Technology	777,266.69
Siquijor State College	37,099.80
Department of Finance	
Bureau of the Treasury – Region I	5,000.00
Department of National Defense	
Office of Civil Defense	110,230.48
Department of Science and Technology	
Office of the Secretary – Region IX	10,499.26
Department of Social Welfare and Development	
Inter-Country Adoption Board	462,402.65
Other Executive Offices	
National Anti-Poverty Commission	1,918,321.00
Philippines Drug Enforcement Agency	443,528.00
Commission on Higher Education – Region IX	16,607.24
Total	5,539,627.12

Verification made with the above agencies revealed that the overdrafts incurred represent payments of salaries and allowances and Retirement and Life

Recommendations

Observe strictly the provisions of Section 41, Chapter V, Book VI of the Administrative Code of 1987. Limit the incurrence of obligations only up to the amount of allotments received.

Immediately coordinate with the DBM and make strong representations for the release/realignment of allotments to cover the overdrafts.

Prepare and submit to DBM accurate budget execution plan and correct cash programming to avoid overdrafts/incurrence of obligations in excess of the allotments and payment of expenses in excess of obligations; otherwise, parties responsible there to shall be held personally liable.

Insurance Premiums (RLIP) of newly hired employees not covered by allotments/sub-allotments, and payment of Collective Negotiation Agreement (CNA) incentives to employees holding permanent positions chargeable against savings from MOOE but no requests for realignment of allotments from MOOE to PS were made.

2. Nine (9) NGAs effected disbursements in excess of their incurred obligations totalling P23,250,839.89 which is also in violation of Section 41, Chapter V, Book VI of the Administrative Code of 1987 and COA Circular 2006-003 dated January 31, 2006.

Review of the SAAODB submitted by the NGAs revealed that seven (7) agencies under DAR disbursed P3,021,712,445.39 or P22,603,210.62 more than their obligations of P2,999,109,234.77 in PS. Likewise, the National Commission for Indigenous Peoples under the Other Executive Office effected disbursements in excess of their obligations totalling P647,629.27. The breakdown by agency is shown below:

<i>Department/Agency</i>	<i>Amount</i>
Department of Agrarian Reform - OSEC	
Central Office	10,894,544.34
Region IV-A	
Regional Office - Proper	1,495,000.00
Provincial Agrarian Reform Office - Batangas	2,575,000.00
Provincial Agrarian Reform Office – Quezon I	966,507.58
Region VII	
Provincial Agrarian Reform Office – Negros Oriental	3,172,158.68
Provincial Agrarian Reform Office - Siquijor	475,000.00
Provincial Agrarian Reform Office – Tagbilaran City	3,025,000.02
Sub-total, DAR,PS	22,603,210.62
Other Executive Offices	
National Commission for Indigenous Peoples	
Region III - PS	161,959.75
Region III – MOOE	282,925.77
CAR – Capital Outlay	202,743.75
Sub-total, OEO-NCIP	647,629.27
Total	23,250,839.89

Verification made with the above agencies revealed that the excess of disbursements over obligations for PS pertains to payments of salaries, allowances, bonus and RLIP of newly hired employees and CNA incentives of employees holding permanent positions which were not obligated due to insufficient allotments/sub-allotments/lack of savings for PS or were obligated under MOOE by the Budget Officers/Budget Units but when paid/liquidated were reported as paid/liquidated under PS by the Chief Accountants/Accounting Units.

Excess of disbursements over obligations reported by NCIP – Region under MOOE of P282,925.77 represents payment of operating expenses not covered by allotments/sub-allotments from the Central Office.

On the other hand, excess of disbursements over obligations under Capital Outlay in the amount of P202,743.75 reported by NCIP – CAR was due to purchase of ICT Equipment which was obligated chargeable against the allotment for MOOE and when paid or liquidated was reported under Capital Outlay.

Section 41, Chapter V, Book VI of the Administrative Code of 1987 provides that:

“Heads of departments, bureaus, offices and agencies shall not incur nor authorize the incurrence of expenditures or obligations in excess of allotments released by the Secretary for their respective departments, offices and agencies. Parties responsible for the incurrence of overdrafts shall be held personally liable therefor.”

The Administrative Code of 1987 (Book V, Chapter 9, Subtitle B) further provides that:

Section 51 – “Primary and Secondary Responsibility. The head of any agency of the Government is immediately and primarily responsible for all government funds and property pertaining to his agency.”

Section 52 – “General Liability for Unlawful Expenditures – Expenditures of government funds or uses of government property in violation of

law or regulations shall be a personal liability of the official or employee found to be directly responsible therefore.”

Section 2.0 Policies of COA Circular 2006-003 dated January 31, 2006 set forth the responsibilities of the Heads of the Requesting Unit, the Budget Unit and the Accounting Unit as to the budget, accounting and disbursement functions, as follows:

- 2.1 *The Head of the Requesting Unit shall prepare the Obligation Request (ObR) – Annex A1 or Budget Utilization Request (BUR) – Annex A2 and the Disbursement Voucher (DV) – Annex B. He shall certify on the necessity and legality of charges to appropriations/allotments under his direct supervision as well as the validity, propriety and legality of supporting documents.*
- 2.2 *The Head of the Budget Unit shall certify the availability of allotment and obligations incurred in the ObR or budget and utilization in the BUR.*
- 2.3 *The Head of the Budget Unit shall maintain the Registries of Allotments and Obligations (RAO) prescribed under the Manual on the New Government Accounting System for National Government and/or the Registry of Budget and Utilization (RBU) – Annex C for income which the agency may use as authorized by law.*
- 2.4 *For contract or purchase order, the Head of the Accounting Unit shall certify the availability of funds based on the ObR or BUR duly certified by the Budget Officer.*
- 2.5 *The Head of the Accounting Unit shall certify the availability of cash and completeness of supporting documents in the DV.*
- 2.6 *The Head of the Accounting Unit shall also prepare the Daily Cash Position Report – Annex D to be submitted to the Head of the Agency.*

**IV. STATEMENT OF
APPROPRIATIONS,
ALLOTMENTS,
OBLIGATIONS, AND
DISBURSEMENTS**

Statement A

**Statement of Appropriations,
Allotments, Obligations,
and
Disbursements**

(By Department/Office and by Quarter)

STATEMENT OF APPROPRIATIONS, ALLOTMENTS, OBLIGATIONS, DISBURSEMENTS AND BALANCES

Statement A

By Department/Office and By Quarter

For Fiscal Year 2014

(in thousand pesos)

Particulars	Appropriations Total	Allotments Total	Obligations				
			1st Qtr	2nd Qtr	3rd Qtr	4th Qtr	Total
TOTAL	<u>2,762,461,316</u>	<u>2,719,832,207</u>	<u>525,276,379</u>	<u>503,735,438</u>	<u>477,496,609</u>	<u>709,746,052</u>	<u>2,216,254,477</u>
PS	648,506,258	646,913,440	140,541,502	161,753,569	146,528,626	183,431,584	632,255,280
MOOE	861,355,798	852,873,272	157,721,564	205,895,213	169,009,640	243,334,091	775,960,509
FE	354,004,451	354,004,451	103,769,112	55,959,567	98,270,512	63,649,964	321,649,155
CO	898,594,809	866,041,044	123,244,202	80,127,089	63,687,831	219,330,413	486,389,534
Congress of the Philippines	<u>12,545,337</u>	<u>12,545,337</u>	<u>2,241,482</u>	<u>2,615,818</u>	<u>2,322,949</u>	<u>3,326,131</u>	<u>10,506,379</u>
PS	4,424,779	4,424,779	1,055,948	1,098,471	953,342	1,256,991	4,364,752
MOOE	7,642,114	7,642,114	1,166,204	1,442,445	1,266,828	2,042,505	5,917,981
CO	478,443	478,443	19,330	74,902	102,779	26,636	223,646
Office of the President	<u>5,964,021</u>	<u>5,564,021</u>	<u>395,712</u>	<u>435,847</u>	<u>592,767</u>	<u>2,029,383</u>	<u>3,453,709</u>
PS	736,027	736,027	192,918	166,731	150,520	216,888	727,057
MOOE	4,814,904	4,414,904	196,678	263,609	425,888	1,751,946	2,638,121
CO	413,089	413,089	6,116	5,508	16,359	60,549	88,531
Office of the Vice- President	<u>232,174</u>	<u>232,174</u>	<u>38,975</u>	<u>44,856</u>	<u>58,874</u>	<u>65,790</u>	<u>208,495</u>
PS	57,239	57,239	12,139	14,151	11,797	17,491	55,578
MOOE	174,380	174,380	26,826	30,200	47,073	48,295	152,394
CO	555	555	11	504	4	3	522
Agrarian Reform	<u>25,426,426</u>	<u>19,633,298</u>	<u>3,070,647</u>	<u>2,648,555</u>	<u>2,477,972</u>	<u>4,065,187</u>	<u>12,262,361</u>
PS	7,245,751	6,806,058	2,439,043	1,487,926	1,279,767	986,862	6,193,598
MOOE	15,476,038	10,432,809	614,500	1,084,474	1,084,079	2,771,569	5,554,621
CO	2,704,637	2,394,431	17,105	76,155	114,127	306,755	514,142
Agriculture	<u>71,524,814</u>	<u>68,894,422</u>	<u>14,010,193</u>	<u>11,458,832</u>	<u>15,975,481</u>	<u>14,502,493</u>	<u>55,946,998</u>
PS	5,187,540	5,137,129	988,392	1,431,352	968,928	1,307,067	4,695,739
MOOE	31,117,643	30,702,679	5,095,388	7,126,181	7,834,250	6,646,757	26,702,577
CO	35,219,631	33,054,614	7,926,412	2,901,299	7,172,303	6,548,668	24,548,682

Note: Differences between the totals and the sum of components are due to rounding-off.

STATEMENT OF APPROPRIATIONS, ALLOTMENTS, OBLIGATIONS, DISBURSEMENTS AND BALANCES

Statement A

By Department/Office and By Quarter

For Fiscal Year 2014

(in thousand pesos)

Particulars	Appropriations Total	Allotments Total	Obligations				
			1st Qtr	2nd Qtr	3rd Qtr	4th Qtr	Total
Budget and Management	4,704,775	4,704,775	3,111,750	224,773	291,368	304,102	3,931,993
PS	3,450,470	3,450,470	3,039,963	116,777	142,034	148,675	3,447,450
MOOE	1,071,223	1,071,223	66,018	102,056	132,421	139,526	440,022
FE	100	100	17	3	3	1	24
CO	182,982	182,982	5,752	5,936	16,909	15,900	44,498
Education	307,582,656	305,311,831	53,554,911	69,662,195	64,230,042	87,776,683	275,223,831
PS	250,182,900	250,148,962	49,647,125	63,250,567	55,304,697	75,513,573	243,715,962
MOOE	39,071,144	39,065,101	3,859,487	5,994,225	6,766,616	10,558,997	27,179,325
CO	18,328,611	16,097,768	48,300	417,403	2,158,729	1,704,113	4,328,544
State Universities and Colleges	42,651,428	42,636,373	7,337,170	8,569,211	9,168,691	13,788,498	38,863,569
PS	27,915,562	27,915,562	5,980,027	6,820,552	6,338,811	8,572,429	27,711,819
MOOE	9,034,492	9,019,437	1,340,127	1,644,565	2,407,587	2,766,994	8,159,273
CO	5,701,374	5,701,374	17,016	104,093	422,293	2,449,075	2,992,477
Energy	4,104,283	4,104,283	154,694	187,720	247,059	313,959	903,432
PS	357,771	357,771	75,618	83,408	82,439	114,029	355,495
MOOE	1,188,282	1,188,282	74,245	104,312	157,422	196,070	532,049
FE	93,120	93,120	-	-	-	-	-
CO	2,465,110	2,465,110	4,831	-	7,197	3,860	15,888
Environment and Natural Resources	28,838,379	26,969,209	4,811,605	6,785,482	6,557,468		23,718,131
PS	8,438,075	8,016,893	1,271,059	2,165,465	2,511,077	1,963,246	7,910,847
MOOE	12,109,286	10,689,298	3,156,919	1,342,401	1,903,306	2,271,064	8,673,690
CO	8,291,018	8,263,018	383,627	3,277,616	2,143,086	1,329,266	7,133,594
Finance	137,783,294	136,976,847	4,265,769	57,808,409	15,336,428	54,763,367	132,173,973
PS	7,621,780	7,621,780	1,555,424	1,774,725	1,689,215	2,002,848	7,022,212
MOOE	124,869,831	124,587,965	2,409,891	53,804,175	12,955,749	51,369,499	120,539,315
FE	686,443	686,443	245,461	161,797	132,155	125,408	664,822
CO	4,605,241	4,080,660	54,993	2,067,712	559,308	1,265,611	3,947,624

Note: Differences between the totals and the sum of components are due to rounding-off.

STATEMENT OF APPROPRIATIONS, ALLOTMENTS, OBLIGATIONS, DISBURSEMENTS AND BALANCES

Statement A

By Department/Office and By Quarter

For Fiscal Year 2014

(in thousand pesos)

Particulars	Appropriations Total	Allotments Total	Obligations				
			1st Qtr	2nd Qtr	3rd Qtr	4th Qtr	Total
Foreign Affairs	15,489,314	14,931,988	3,398,609	2,894,512	4,001,042	3,076,998	13,371,161
PS	6,338,214	6,338,214	1,431,524	1,523,205	2,028,569	1,267,313	6,250,610
MOOE	7,543,589	7,543,589	1,827,406	1,348,306	1,814,109	1,553,023	6,542,845
FE	14,884	14,884	5,431	6,927	4,552	(2,025)	14,884
CO	1,592,627	1,035,302	134,249	16,073	153,812	258,687	562,822
Health	54,099,521	54,099,521	5,243,077	10,556,753	12,709,809	16,079,514	44,589,152
PS	14,405,800	14,405,800	2,729,992	3,117,378	3,149,811	4,533,154	13,530,335
MOOE	24,235,690	24,235,690	1,793,702	5,190,934	7,523,103	5,601,570	20,109,309
CO	15,458,031	15,458,031	719,383	2,248,441	2,036,895	5,944,789	10,949,508
Interior and Local Government	159,884,628	159,072,794	30,939,303	38,752,583	31,517,882	41,827,103	143,036,870
PS	119,270,609	118,962,475	28,115,800	30,546,560	26,703,762	33,421,895	118,788,017
MOOE	24,154,757	23,651,057	2,606,593	6,516,714	4,390,461	5,926,949	19,440,716
CO	16,459,262	16,459,262	216,910	1,689,310	423,658	2,478,259	4,808,137
Justice	14,547,355	14,547,355	2,000,119	2,648,990	2,271,581	3,348,047	10,268,738
PS	10,254,281	10,254,281	1,371,773	1,927,383	1,524,124	2,237,516	7,060,796
MOOE	3,799,412	3,799,412	592,607	685,780	732,784	896,078	2,907,248
CO	493,662	493,662	35,739	35,827	14,674	214,454	300,693
Labor and Employment	14,061,402	14,059,402	2,095,703	3,094,949	3,328,573	3,910,794	12,430,020
PS	4,487,222	4,487,222	960,811	1,081,896	987,038	1,311,939	4,341,685
MOOE	8,868,745	8,866,745	1,110,785	1,977,939	2,306,550	2,558,543	7,953,817
CO	705,435	705,435	24,107	35,114	34,985	40,313	134,518
National Defense	142,982,957	142,512,936	27,292,406	39,157,653	36,727,083	34,880,288	138,057,430
PS	106,117,252	105,847,231	24,789,053	26,925,951	26,963,750	27,077,785	105,756,539
MOOE	23,272,951	23,272,951	2,503,118	7,395,196	4,668,224	6,663,535	21,230,073
FE	19	19	-	-	-	-	-
CO	13,592,736	13,392,736	235	4,836,505	5,095,109	1,138,968	11,070,818

Note: Differences between the totals and the sum of components are due to rounding-off.

STATEMENT OF APPROPRIATIONS, ALLOTMENTS, OBLIGATIONS, DISBURSEMENTS AND BALANCES

Statement A

By Department/Office and By Quarter

For Fiscal Year 2014

(in thousand pesos)

Particulars	Appropriations Total	Allotments Total	Obligations				
			1st Qtr	2nd Qtr	3rd Qtr	4th Qtr	Total
Public Works and Highways	301,694,387	275,417,508	55,239,928	47,801,618	34,596,495	49,106,580	186,744,620
PS	6,837,729	6,837,729	1,397,743	1,535,539	1,352,468	2,395,442	6,681,192
MOOE	13,170,759	12,850,519	753,064	2,941,898	2,424,798	5,229,486	11,349,247
CO	281,685,900	255,729,261	53,089,121	43,324,181	30,819,228	41,481,652	168,714,182
Science and Technology	14,650,401	14,646,701	3,186,183	4,413,796	1,985,746	3,039,865	12,625,591
PS	3,212,939	3,212,939	629,877	818,262	829,461	917,848	3,195,448
MOOE	8,921,056	8,917,356	2,419,951	2,530,984	1,521,925	1,602,123	8,074,984
FE	1	1	c	c	-	1	1
CO	2,516,406	2,516,406	136,354	1,064,550	(365,640)	519,894	1,355,158
Social Welfare and Development	103,405,885	103,394,202	11,531,664	12,887,617	20,720,282	40,699,426	85,838,988
PS	3,884,006	3,884,006	304,341	366,076	1,171,859	1,664,460	3,506,736
MOOE	98,378,705	98,367,022	11,226,811	12,488,652	19,442,429	38,383,033	81,540,926
FE	550,000	550,000	-	27,289	97,571	424,901	549,761
CO	593,174	593,174	512	5,600	8,422	227,031	241,565
Tourism	2,091,620	2,091,620	397,865	373,587	608,777	548,731	1,928,959
PS	436,349	436,349	116,196	88,270	49,423	155,240	409,129
MOOE	1,446,378	1,446,378	268,844	257,270	475,901	353,280	1,355,294
FE	7,175	7,175	358	426	375	702	1,860
CO	201,718	201,718	12,467	27,621	83,078	39,509	162,675
Trade and Industry	4,759,409	4,759,409	1,065,255	826,136	800,759	1,220,987	3,913,137
PS	1,673,559	1,673,559	525,383	322,708	284,648	409,394	1,542,134
MOOE	2,713,299	2,713,299	538,858	487,765	472,835	643,368	2,142,825
FE	15	15	c	1	6	c	7
CO	372,537	372,537	1,014	15,663	43,270	168,225	228,171
Transportation and Communications	58,838,336	58,197,125	9,998,993	7,581,174	4,872,742	11,675,800	34,128,709
PS	5,914,507	5,914,507	1,266,428	1,368,470	1,296,602	1,925,121	5,856,622
MOOE	18,761,110	18,701,051	4,774,119	3,491,548	3,022,281	3,461,570	14,749,518
CO	34,162,719	33,581,567	3,958,446	2,721,155	553,858	6,289,110	13,522,569

Note: Differences between the totals and the sum of components are due to rounding-off.

STATEMENT OF APPROPRIATIONS, ALLOTMENTS, OBLIGATIONS, DISBURSEMENTS AND BALANCES

Statement A

By Department/Office and By Quarter

For Fiscal Year 2014

(in thousand pesos)

Particulars	Appropriations Total	Allotments Total	Obligations				
			1st Qtr	2nd Qtr	3rd Qtr	4th Qtr	Total
National Economic and Development Authority	4,623,955	4,574,665	601,461	695,756	793,631	1,231,072	3,321,919
PS	1,661,162	1,611,872	377,115	393,286	364,561	416,087	1,551,049
MOOE	2,638,946	2,638,946	223,620	291,154	403,970	662,377	1,581,121
FE	680	680	6	9	9	10	34
CO	323,167	323,167	719	11,308	25,090	152,598	189,715
Presidential Communications Operations Office	1,455,880	1,455,880	366,964	336,512	265,967	472,816	1,442,259
PS	641,479	641,479	164,051	199,921	126,925	140,582	631,478
MOOE	599,683	599,683	119,304	136,515	139,042	202,340	597,200
CO	214,717	214,717	83,609	77	-	129,894	213,580
Other Executive Offices	18,450,203	18,449,894	1,752,979	2,351,985	3,384,203	5,814,893	13,304,059
PS	4,271,551	4,271,242	945,150	1,098,801	960,950	1,175,541	4,180,441
MOOE	12,666,303	12,666,303	756,136	1,151,245	2,242,149	4,342,585	8,492,115
FE	2	2	<i>e</i>	<i>e</i>	1	-	1
CO	1,512,347	1,512,347	51,693	101,939	181,103	296,768	631,503
Autonomous Region in Muslim Mindanao	22,670,567	22,650,727	4,521,205	6,390,139	4,474,637	7,064,232	22,450,214
PS	9,901,460	9,881,620	2,167,951	2,746,112	2,137,086	2,829,768	9,880,917
MOOE	6,554,492	6,554,492	1,234,751	1,414,910	1,265,251	2,484,673	6,399,585
CO	6,214,614	6,214,614	1,118,503	2,229,117	1,072,300	1,749,791	6,169,711
Joint Legislative-Executive Councils	4,326	4,326	851	1,552	578	629	3,611
PS	2,417	2,417	577	377	497	497	1,948
MOOE	600	600	111	50	81	132	374
CO	1,309	1,309	164	1,125	-	-	1,289

Note: Differences between the totals and the sum of components are due to rounding-off.

STATEMENT OF APPROPRIATIONS, ALLOTMENTS, OBLIGATIONS, DISBURSEMENTS AND BALANCES

Statement A

By Department/Office and By Quarter

For Fiscal Year 2014

(in thousand pesos)

Particulars	Appropriations Total	Allotments Total	Obligations				
			1st Qtr	2nd Qtr	3rd Qtr	4th Qtr	Total
The Judiciary	21,958,925	21,958,925	4,556,575	5,319,633	4,391,344	6,062,584	20,330,136
PS	18,082,304	18,082,304	3,829,129	4,762,543	3,876,497	5,475,278	17,943,448
MOOE	2,803,091	2,803,091	606,887	531,212	473,867	557,309	2,169,276
CO	1,073,530	1,073,530	120,559	25,878	40,979	29,996	217,412
Civil Service Commission	1,307,949	1,307,949	343,666	356,003	293,881	301,233	1,294,783
PS	880,913	880,913	231,711	226,391	209,128	213,683	880,913
MOOE	218,147	218,147	35,070	57,132	61,847	63,607	217,655
CO	208,889	208,889	76,885	72,480	22,906	23,943	196,215
Commission on Audit	9,029,577	9,029,577	2,032,268	2,161,025	2,030,233	2,310,923	8,534,449
PS	8,128,929	8,128,929	1,758,274	2,044,098	1,849,434	2,098,371	7,750,178
MOOE	536,791	536,791	61,014	101,262	138,672	167,037	467,985
FE	5	5	5	-	-	-	5
CO	363,852	363,852	212,974	15,665	42,127	45,515	316,281
Commission on Elections	6,615,815	6,615,815	547,299	1,376,102	580,983	2,934,788	5,439,172
PS	2,310,380	2,310,380	486,444	583,812	485,952	640,388	2,196,596
MOOE	3,877,911	3,877,911	59,893	737,907	86,352	2,173,788	3,057,940
CO	427,524	427,524	961	54,384	8,679	120,612	184,636
Office of the Ombudsman	1,994,621	1,994,621	389,221	401,758	442,637	553,842	1,787,458
PS	1,508,990	1,508,990	286,472	351,859	353,907	460,742	1,452,980
MOOE	297,118	297,118	51,281	48,179	85,923	62,508	247,890
FE	7	7	-	7	-	-	7
CO	188,506	188,506	51,469	1,713	2,807	30,593	86,581
Commission on Human Rights	372,817	372,817	85,917	93,388	89,130	102,894	371,330
PS	272,099	272,099	66,228	65,347	58,454	82,070	272,099
MOOE	87,883	87,883	19,567	23,190	30,651	14,439	87,847
CO	12,835	12,835	122	4,852	25	6,385	11,384

Note: Differences between the totals and the sum of components are due to rounding-off.

STATEMENT OF APPROPRIATIONS, ALLOTMENTS, OBLIGATIONS, DISBURSEMENTS AND BALANCES

Statement A

By Department/Office and By Quarter

For Fiscal Year 2014

(in thousand pesos)

Particulars	Appropriations Total	Allotments Total	Obligations					
			1st Qtr	2nd Qtr	3rd Qtr	4th Qtr	Total	
Metropolitan Manila Development								
Authority	2,430,776	2,430,776	561,469	1,118,030	445,204	131,474	2,256,177	
PS	75,420	75,420	4,979	7,299	6,196	56,271	74,745	
MOOE	1,465,311	1,465,311	352,014	553,785	398,268	95,228	1,399,295	
CO	890,045	890,045	204,476	556,946	40,740	(20,025)	782,137	
Budget and Management (Special Purpose Funds for LGUs)*	350,100,102	350,100,102	106,106,617	83,842,730	80,231,842	79,501,176	349,682,365	
PS	2,318,791	2,318,791	326,843	1,241,897	324,894	425,101	2,318,735	
MOOE	347,773,736	347,773,736	105,779,774	82,597,045	79,906,949	79,072,288	347,356,055	
CO	7,575	7,575	-	3,788	-	3,788	7,575	
Finance (Debt Service)	793,583,000	793,583,000	158,027,874	67,859,760	108,672,471	207,350,196	541,910,300	
FE	352,652,000	352,652,000	103,517,833	55,763,111	98,035,839	63,100,966	320,417,750	
CO	440,931,000	440,931,000	54,510,041	12,096,649	10,636,631	144,249,230	221,492,551	

Legends:

c - amount is between (P499.99) and P499.99

*** - includes Allocations to LGUs (Internal Revenue Allotment, Shares from National Wealth, ECOZONES and Tobacco Taxes, LGSF), NDRRMF, MPBF and Pension Gratuity Fund administered by DBM.

Note: Differences between the totals and the sum of components are due to rounding-off.

STATEMENT OF APPROPRIATIONS, ALLOTMENTS, OBLIGATIONS, DISBURSEMENTS AND BALANCES

Statement A

By Department/Office and By Quarter

For Fiscal Year 2014

(in thousand pesos)

Particulars	Disbursements					Unreleased Appropriations	Unobligated Allotments	Unpaid Obligations
	1st Qtr	2nd Qtr	3rd Qtr	4th Qtr	Total			
TOTAL	<u>431,698,137</u>	<u>456,778,475</u>	<u>456,065,220</u>	<u>611,451,963</u>	<u>1,955,993,794</u>	<u>42,629,110</u>	<u>503,583,269</u>	<u>260,260,683</u>
PS	135,111,744	156,253,258	145,464,456	171,342,866	608,172,325	1,592,818	14,663,700	24,082,955
MOOE	122,507,580	197,940,428	163,906,918	188,094,771	672,449,697	8,482,527	76,912,763	103,510,812
FE	103,670,631	55,990,915	98,214,947	63,369,621	321,246,114	-	32,355,296	403,041
CO	70,408,182	46,593,874	48,478,898	188,644,704	354,125,658	32,553,765	379,651,510	132,263,876
Congress of the Philippines	<u>2,021,766</u>	<u>2,441,977</u>	<u>2,072,330</u>	<u>3,811,605</u>	<u>10,347,677</u>	<u>-</u>	<u>2,038,957</u>	<u>158,702</u>
PS	1,033,381	1,101,519	950,639	1,265,126	4,350,665	-	60,027	14,087
MOOE	980,717	1,292,480	1,055,690	2,506,733	5,835,621	-	1,724,133	82,361
CO	7,668	47,977	66,001	39,745	161,391	-	254,798	62,254
Office of the President	<u>284,978</u>	<u>429,470</u>	<u>504,291</u>	<u>836,229</u>	<u>2,054,968</u>	<u>400,000</u>	<u>2,110,312</u>	<u>1,398,741</u>
PS	153,375	163,139	164,552	239,377	720,443	-	8,970	6,614
MOOE	131,559	257,328	331,270	585,695	1,305,853	400,000	1,776,783	1,332,268
CO	43	9,003	8,469	11,157	28,672	-	324,558	59,859
Office of the Vice- President	<u>37,394</u>	<u>42,525</u>	<u>57,054</u>	<u>53,547</u>	<u>190,520</u>	<u>-</u>	<u>23,680</u>	<u>17,975</u>
PS	12,139	14,151	11,778	14,882	52,950	-	1,661	2,628
MOOE	25,245	27,886	45,272	38,645	137,047	-	21,986	15,347
CO	11	488	4	20	522	-	33	-
Agrarian Reform	<u>2,228,831</u>	<u>3,026,903</u>	<u>2,201,979</u>	<u>3,352,349</u>	<u>10,810,061</u>	<u>5,793,128</u>	<u>7,370,936</u>	<u>1,452,300</u>
PS	1,716,005	2,030,319	1,192,939	1,220,114	6,159,377	439,693	612,460	34,221
MOOE	496,374	935,280	926,659	1,959,912	4,318,225	5,043,229	4,878,188	1,236,396
CO	16,451	61,304	82,382	172,322	332,459	310,206	1,880,289	181,683
Agriculture	<u>8,774,948</u>	<u>7,088,573</u>	<u>8,552,781</u>	<u>8,617,959</u>	<u>33,034,261</u>	<u>2,630,393</u>	<u>12,947,423</u>	<u>22,912,737</u>
PS	953,990	1,265,560	918,178	1,256,539	4,394,267	50,412	441,389	301,472
MOOE	2,386,461	4,079,734	4,661,641	4,694,418	15,822,253	414,964	4,000,102	10,880,324
CO	5,434,496	1,743,279	2,972,963	2,667,002	12,817,741	2,165,017	8,505,931	11,730,941

Note: Differences between the totals and the sum of components are due to rounding-off.

STATEMENT OF APPROPRIATIONS, ALLOTMENTS, OBLIGATIONS, DISBURSEMENTS AND BALANCES

Statement A

By Department/Office and By Quarter

For Fiscal Year 2014

(in thousand pesos)

Particulars	Disbursements					Unreleased Appropriations	Unobligated Allotments	Unpaid Obligations
	1st Qtr	2nd Qtr	3rd Qtr	4th Qtr	Total			
Budget and Management	3,061,875	209,009	199,851	281,535	3,752,270	-	772,782	179,723
PS	3,021,510	134,516	124,293	161,009	3,441,328	-	3,020	6,122
MOOE	40,030	69,289	69,139	110,606	289,064	-	631,201	150,957
FE	17	3	3	1	24	-	76	-
CO	318	5,202	6,415	9,919	21,854	-	138,484	22,644
Education	52,337,288	66,378,164	59,291,098	81,263,191	259,269,740	2,270,824	30,088,000	15,954,091
PS	48,708,424	61,717,774	53,738,493	69,528,413	233,693,105	33,938	6,433,000	10,022,857
MOOE	3,621,622	4,648,546	5,023,367	11,279,446	24,572,981	6,043	11,885,776	2,606,345
CO	7,243	11,843	529,237	455,332	1,003,655	2,230,843	11,769,224	3,324,889
State Universities and Colleges	6,661,670	8,186,040	8,341,057	11,668,381	34,857,149	15,055	3,775,377	4,006,420
PS	5,694,327	6,706,810	6,056,744	8,723,427	27,181,307	-	206,315	530,512
MOOE	948,915	1,419,196	2,078,599	2,452,099	6,898,809	15,055	860,165	1,260,463
CO	117,000	101,200	100,200	100,200	000,000	-	000,000	000,000
Energy	74,187	83,033	80,155	91,114	328,488	-	2,277	27,007
PS	42,877	73,393	72,105	103,320	291,695	-	656,233	240,354
MOOE	-	-	-	-	-	-	93,120	-
FE	-	4,831	999	3,073	8,903	-	2,449,222	6,985
CO	-	-	-	-	-	-	-	-
Environment and Natural Resources	3,694,678	3,921,000	5,807,704	5,938,130	19,361,512	1,869,170	3,251,078	4,356,619
PS	1,215,839	1,819,342	2,260,347	1,925,138	7,220,666	421,182	106,047	690,181
MOOE	2,233,751	1,346,459	1,278,173	1,923,639	6,782,022	1,419,988	2,015,607	1,891,668
CO	245,088	755,199	2,269,184	2,089,352	5,358,823	28,000	1,129,424	1,774,771
Finance	3,284,565	57,694,042	15,466,010	23,567,607	100,012,225	806,447	4,802,879	32,161,749
PS	1,419,207	1,727,777	1,689,531	1,758,266	6,594,781	-	599,572	427,431
MOOE	1,688,519	53,689,674	13,091,888	21,136,749	89,606,829	281,866	4,048,650	30,932,486
FE	140,094	192,379	87,624	212,269	632,366	-	21,621	32,456
CO	36,744	2,084,213	596,968	460,323	3,178,248	524,581	133,035	769,376

Note: Differences between the totals and the sum of components are due to rounding-off.

STATEMENT OF APPROPRIATIONS, ALLOTMENTS, OBLIGATIONS, DISBURSEMENTS AND BALANCES

Statement A

By Department/Office and By Quarter

For Fiscal Year 2014

(in thousand pesos)

Particulars	Disbursements					Unreleased Appropriations	Unobligated Allotments	Unpaid Obligations
	1st Qtr	2nd Qtr	3rd Qtr	4th Qtr	Total			
Foreign Affairs	2,334,987	2,636,362	3,161,254	2,894,104	11,026,707	557,326	1,560,828	2,344,454
PS	1,188,084	1,356,804	1,703,486	1,497,917	5,746,291	-	87,604	504,319
MOOE	1,117,839	1,260,069	1,262,668	1,255,560	4,896,135	-	1,000,744	1,646,710
FE	2,495	2,067	4,527	2,739	11,828	-	-	3,056
CO	26,569	17,422	190,572	137,890	372,453	557,326	472,480	190,369
Health	3,864,508	6,305,883	9,352,211	9,596,155	29,118,756	-	9,510,369	15,470,396
PS	2,608,038	3,032,824	3,064,268	4,073,654	12,778,785	-	875,465	751,549
MOOE	1,091,209	2,719,926	5,332,936	4,102,717	13,246,788	-	4,126,381	6,862,521
CO	165,260	553,132	955,007	1,419,784	3,093,183	-	4,508,523	7,856,325
Interior and Local Government	29,090,891	35,568,735	34,047,625	38,280,048	136,987,299	811,834	16,035,924	6,049,571
PS	26,906,121	27,828,697	29,437,075	30,452,455	114,624,348	308,134	174,458	4,163,669
MOOE	2,180,875	5,953,551	4,217,324	5,567,240	17,918,990	503,700	4,210,341	1,521,727
CO	3,895	1,786,487	393,227	2,260,352	4,443,961	-	11,651,125	364,175
Justice	1,849,578	2,554,397	2,163,641	2,920,557	9,488,173	-	4,278,617	780,565
PS	1,351,779	1,884,088	1,488,471	2,235,714	6,960,052	-	3,193,485	100,744
MOOE	495,551	636,799	661,909	684,663	2,478,921	-	892,163	428,327
CO	2,247	33,510	13,261	181	49,200	-	192,969	251,494
Labor and Employment	1,669,725	2,802,005	3,292,348	3,749,098	11,513,176	2,000	1,629,382	916,844
PS	906,643	1,065,230	980,944	1,290,306	4,243,123	-	145,537	98,562
MOOE	753,190	1,703,062	2,275,428	2,430,063	7,161,743	2,000	912,928	792,074
CO	9,892	33,713	35,977	28,728	108,310	c	570,917	26,208
National Defense	25,988,746	34,858,356	36,364,233	31,848,763	129,060,097	470,021	4,455,617	8,997,332
PS	24,236,096	26,321,114	26,330,551	25,438,961	102,326,721	270,021	90,803	3,429,818
MOOE	1,752,632	3,737,149	4,977,624	6,141,908	16,609,313	-	2,042,878	4,620,760
CO	18	4,800,093	5,056,059	267,894	10,124,064	200,000	2,321,918	946,754

Note: Differences between the totals and the sum of components are due to rounding-off.

STATEMENT OF APPROPRIATIONS, ALLOTMENTS, OBLIGATIONS, DISBURSEMENTS AND BALANCES

Statement A

By Department/Office and By Quarter

For Fiscal Year 2014

(in thousand pesos)

Particulars	Disbursements					Unreleased Appropriations	Unobligated Allotments	Unpaid Obligations
	1st Qtr	2nd Qtr	3rd Qtr	4th Qtr	Total			
Public Works and Highways	10,668,632	23,156,128	26,261,599	35,309,413	95,395,773	26,276,879	88,672,888	91,348,848
PS	1,373,952	1,538,490	1,332,045	2,105,687	6,350,173	-	156,537	331,019
MOOE	457,747	1,676,121	1,654,472	3,167,244	6,955,585	320,240	1,501,272	4,393,662
CO	8,836,933	19,941,517	23,275,082	30,036,483	82,090,015	25,956,639	87,015,079	86,624,167
Science and Technology	2,803,494	4,063,988	1,774,795	2,816,278	11,458,555	3,700	2,021,121	1,167,035
PS	609,674	792,133	835,741	809,875	3,047,422	-	17,501	148,026
MOOE	2,112,693	2,490,733	1,448,398	1,620,631	7,672,456	3,700	842,373	402,528
FE	<i>c</i>	<i>c</i>	-	1	1	-	-	-
CO	81,127	781,122	(509,344)	385,771	738,677	<i>c</i>	1,161,247	616,482
Social Welfare and Development	10,735,882	12,124,315	19,673,319	22,109,324	64,642,840	11,683	17,555,677	21,196,147
PS	282,703	333,358	939,084	1,328,697	2,883,842	-	377,732	622,894
MOOE	10,443,211	11,754,771	18,644,376	20,716,737	61,559,095	11,683	16,826,097	19,981,831
FE	9,840	33,339	86,669	53,226	183,075	-	239	366,686
CO	128	2,848	3,189	10,664	16,829	-	351,609	224,737
Tourism	304,107	378,457	421,441	589,381	1,693,386	-	162,661	235,573
PS	93,934	78,513	64,384	158,053	394,884	-	27,220	14,245
MOOE	198,256	273,062	325,618	393,371	1,190,307	-	91,084	164,987
FE	340	<i>c</i>	273	410	1,024	-	5,315	836
CO	11,577	26,882	31,165	37,547	107,171	-	39,043	55,504
Trade and Industry	758,866	824,414	763,545	959,938	3,306,763	-	846,273	606,373
PS	407,066	322,535	263,488	347,787	1,340,877	-	131,425	201,257
MOOE	350,959	493,001	467,106	540,603	1,851,669	-	570,474	291,156
FE	<i>c</i>	1	1	<i>c</i>	2	-	8	5
CO	840	8,878	32,951	71,548	114,217	-	144,366	113,954
Transportation and Communications	2,242,977	4,628,524	5,599,717	6,750,565	19,221,783	641,212	24,068,416	14,906,926
PS	1,238,622	1,360,817	1,279,856	1,859,461	5,738,756	-	57,885	117,866
MOOE	650,396	3,160,544	3,669,328	2,938,320	10,418,589	60,059	3,951,533	4,330,930
CO	353,959	107,163	650,533	1,952,784	3,064,438	581,153	20,058,998	10,458,131

Note: Differences between the totals and the sum of components are due to rounding-off.

STATEMENT OF APPROPRIATIONS, ALLOTMENTS, OBLIGATIONS, DISBURSEMENTS AND BALANCES

Statement A

By Department/Office and By Quarter

For Fiscal Year 2014

(in thousand pesos)

Particulars	Disbursements					Unreleased Appropriations	Unobligated Allotments	Unpaid Obligations
	1st Qtr	2nd Qtr	3rd Qtr	4th Qtr	Total			
National Economic and Development Authority	589,121	697,162	767,977	1,073,287	3,127,546	49,290	1,252,746	194,373
PS	369,180	400,506	358,528	359,707	1,487,921	49,290	60,823	63,128
MOOE	219,216	289,831	397,342	627,167	1,533,555	-	1,057,824	47,566
FE	6	9	9	9	33	-	646	1
CO	719	6,816	12,098	86,405	106,038	-	133,452	83,677
Presidential Communications Operations Office	268,322	404,435	249,198	309,166	1,231,121	-	13,621	211,138
PS	155,345	203,851	128,024	141,438	628,658	-	10,001	2,820
MOOE	99,466	130,485	121,097	167,728	518,777	-	2,483	78,423
CO	13,511	70,098	77	-	83,686	-	1,137	129,894
Other Executive Offices	1,532,177	2,128,209	3,085,581	3,696,513	10,442,481	309	5,148,213	2,861,579
PS	913,221	1,083,713	948,958	1,162,612	4,108,503	309	93,180	71,938
MOOE	594,094	971,030	2,067,633	2,357,608	5,990,365	-	4,174,188	2,501,750
FE	c	-	-	1	1	-	1	-
CO	24,861	73,467	68,991	176,293	343,612	-	880,844	287,891
Autonomous Region in Muslim Mindanao	3,376,643	4,684,180	3,890,655	4,838,293	16,789,771	19,840	200,513	5,660,443
PS	2,024,227	2,546,043	2,013,259	2,444,411	9,027,940	19,840	703	852,977
MOOE	1,199,015	858,390	1,056,045	1,613,894	4,727,345	-	154,907	1,672,240
CO	153,400	1,279,748	821,351	779,987	3,034,486	-	44,903	3,135,225
Joint Legislative-Executive Councils	651	1,695	540	698	3,584	-	715	27
PS	523	374	459	592	1,948	-	469	-
MOOE	111	50	81	105	347	-	226	27
CO	17	1,272	-	-	1,289	-	20	-

Note: Differences between the totals and the sum of components are due to rounding-off.

STATEMENT OF APPROPRIATIONS, ALLOTMENTS, OBLIGATIONS, DISBURSEMENTS AND BALANCES

Statement A

By Department/Office and By Quarter

For Fiscal Year 2014

(in thousand pesos)

Particulars	Disbursements					Unreleased Appropriations	Unobligated Allotments	Unpaid Obligations
	1st Qtr	2nd Qtr	3rd Qtr	4th Qtr	Total			
The Judiciary	4,232,699	5,184,769	4,430,580	6,004,495	19,852,543	-	1,628,789	477,593
PS	3,524,451	4,640,239	3,828,077	5,498,062	17,490,829	-	138,856	452,619
MOOE	594,992	517,660	595,066	451,144	2,158,862	-	633,816	10,414
CO	113,257	26,869	7,437	55,289	202,852	-	856,118	14,560
Civil Service Commission	340,014	351,132	294,659	299,182	1,284,987	-	13,165	9,797
PS	228,681	225,289	210,488	210,868	875,325	-	-	5,588
MOOE	34,625	54,630	62,738	64,372	216,367	-	491	1,289
CO	76,708	71,213	21,433	23,942	193,295	-	12,674	2,920
Commission on Audit	1,793,008	2,339,337	2,008,947	2,344,522	8,485,814	-	495,129	48,634
PS	1,538,272	2,239,837	1,854,051	2,111,676	7,743,836	-	378,751	6,342
MOOE	50,235	98,689	141,479	173,904	464,307	-	68,806	3,678
FE	5	-	-	-	5	-	c	-
CO	204,497	811	13,417	58,942	277,666	-	47,571	38,615
Commission on Elections	543,261	708,988	534,667	697,862	2,484,779	-	1,176,643	2,954,393
PS	482,413	560,561	476,365	619,794	2,139,133	-	113,785	57,463
MOOE	59,887	94,637	53,869	54,604	262,997	-	819,970	2,794,944
CO	961	53,790	4,433	23,465	82,649	-	242,888	101,987
Office of the Ombudsman	359,518	401,477	403,888	539,530	1,704,414	c	207,162	83,045
PS	278,423	354,420	353,733	458,940	1,445,516	-	56,010	7,464
MOOE	29,823	46,096	49,597	76,706	202,221	c	49,228	45,669
FE	-	7	-	-	7	-	-	-
CO	51,273	954	558	3,884	56,670	-	101,925	29,911
Commission on Human Rights	73,671	84,643	69,402	91,938	319,653	-	1,488	51,676
PS	65,442	65,334	55,585	70,230	256,591	-	-	15,508
MOOE	8,229	14,581	13,768	21,057	57,634	-	36	30,213
CO	-	4,729	49	651	5,429	-	1,452	5,955

Note: Differences between the totals and the sum of components are due to rounding-off.

STATEMENT OF APPROPRIATIONS, ALLOTMENTS, OBLIGATIONS, DISBURSEMENTS AND BALANCES

Statement A

By Department/Office and By Quarter

For Fiscal Year 2014

(in thousand pesos)

Particulars	Disbursements					Unreleased Appropriations	Unobligated Allotments	Unpaid Obligations
	1st Qtr	2nd Qtr	3rd Qtr	4th Qtr	Total			
Metropolitan Manila Development Authority	152	811,168	353,663	475,938	1,640,921	-	174,599	615,256
PS	152	12,127	5,612	56,854	74,745	-	675	-
MOOE	-	771,511	321,642	243,193	1,336,346	-	66,016	62,949
CO	-	27,530	26,409	175,891	229,830	-	107,908	552,307
Budget and Management (Special Purpose Funds for LGUs)*	85,743,577	91,640,995	85,779,852	86,318,679	349,483,103	-	417,737	199,262
PS	326,319	1,242,421	324,279	425,710	2,318,729	-	56	6
MOOE	85,417,258	90,394,786	85,455,573	85,892,968	347,160,586	-	417,681	195,469
CO	-	3,788	-	-	3,788	-	-	3,788
Finance (Debt Service)	158,027,874	67,859,760	108,672,471	207,350,196	541,910,300	-	251,672,700	-
FE	103,517,833	55,763,111	98,035,839	63,100,966	320,417,750	-	32,234,250	-
CO	54,510,041	12,096,649	10,636,631	144,249,230	221,492,551	-	219,438,449	-

Legends:

c - amount is between (P499.99) and P499.99

* - includes Allocations to LGUs (Internal Revenue Allotment, Shares from National Wealth, ECOZONES and Tobacco Taxes, LGSF), NDRRMF, MPBF and Pension Gratuity Fund administered by DBM.

Note: Differences between the totals and the sum of components are due to rounding-off.

Statement B

Statement of Appropriations, Allotments, Obligations, and Disbursements

(By Region and by Allotment Class)

STATEMENT OF APPROPRIATIONS, ALLOTMENTS, OBLIGATIONS AND DISBURSEMENTS

Statement B

By Region, By Allotment Class

For Fiscal Year 2014

(in thousand pesos)

Particulars	Appropriations					Allotments				
	PS	MOOE	FE	CO	Total	PS	MOOE	FE	CO	Total
TOTAL	<u>648,506,258</u>	<u>861,355,798</u>	<u>354,004,451</u>	<u>898,594,809</u>	<u>2,762,461,316</u>	<u>646,913,440</u>	<u>852,873,272</u>	<u>354,004,451</u>	<u>866,041,044</u>	<u>2,719,832,207</u>
National Capital Region	346,650,843	385,316,685	353,882,144	685,114,764	1,770,964,435	345,494,276	376,875,972	353,882,144	652,571,802	1,728,824,194
Region I	21,615,750	26,593,350	2,189	9,785,368	57,996,657	21,597,614	26,593,350	2,189	9,785,368	57,978,521
Cordillera Administrative Region	8,917,521	16,001,799	934	11,959,976	36,880,231	8,871,621	16,001,799	934	11,959,976	36,834,331
Region II	15,054,304	24,063,893	2,327	9,617,556	48,738,080	14,996,354	24,063,893	2,327	9,617,556	48,680,130
Region III	31,879,386	44,266,075	1,075	17,194,948	93,341,484	31,834,531	44,265,720	1,075	17,194,547	93,295,874
Region IV-A	33,237,012	49,782,398	1,647	17,985,001	101,006,058	33,203,035	49,779,367	1,647	17,985,001	100,969,050
Region IV-B	11,606,961	21,382,091	6,736	10,178,621	43,174,408	11,604,286	21,382,091	6,736	10,178,621	43,171,734
Region V	23,653,247	32,160,129	28,282	15,794,148	71,635,806	23,625,377	32,160,129	28,282	15,794,148	71,607,935
Region VI	27,616,875	44,052,452	17,391	17,992,261	89,678,979	27,609,631	44,051,497	17,391	17,991,878	89,670,397
Region VII	23,061,176	40,805,657	16,236	15,243,745	79,126,814	23,021,857	40,804,727	16,236	15,243,745	79,086,565
Region VIII	19,802,419	35,953,004	5	18,417,859	74,173,287	19,766,552	35,952,953	5	18,417,839	74,137,348
Region IX	14,700,385	27,591,729	6,522	10,918,640	53,217,276	14,651,381	27,591,580	6,522	10,908,640	53,158,122
Region X	16,761,471	26,359,673	15,494	17,805,630	60,942,268	16,721,442	26,359,673	15,494	17,805,630	60,902,239
Region XI	15,647,026	25,357,858	19,711	14,818,519	55,843,114	15,639,118	25,357,858	19,711	14,818,519	55,835,206
Region XII	13,706,043	33,305,146	5	10,077,280	57,088,474	13,704,317	33,283,859	5	10,077,280	57,065,461
Region XIII	11,861,605	20,691,595	3,753	9,414,133	41,971,086	11,857,654	20,691,595	3,753	9,414,133	41,967,135
Autonomous Region in Muslim Mindanao	12,734,234	7,672,264	-	6,276,361	26,682,860	12,714,394	7,657,209	-	6,276,361	26,647,965

Note: Differences between the totals and the sum of components are due to rounding-off.

STATEMENT OF APPROPRIATIONS, ALLOTMENTS, OBLIGATIONS AND DISBURSEMENTS

Statement B

By Region, By Allotment Class

For Fiscal Year 2014

(in thousand pesos)

Particulars	Obligations					Disbursements				
	PS	MOOE	FE	CO	Total	PS	MOOE	FE	CO	Total
TOTAL	<u>632,255,280</u>	<u>775,960,509</u>	<u>321,649,155</u>	<u>486,389,534</u>	<u>2,216,254,477</u>	<u>608,172,325</u>	<u>672,449,697</u>	<u>321,246,114</u>	<u>354,125,658</u>	<u>1,955,993,794</u>
National Capital Region	337,278,938	318,817,640	321,527,356	310,516,787	1,288,140,721	326,024,260	249,092,223	321,152,419	264,082,232	1,160,351,134
Region I	21,199,107	25,910,244	1,997	7,438,251	54,549,599	20,447,851	24,909,065	1,997	4,234,639	49,593,553
Cordillera Administrative Region	8,747,181	15,406,601	933	9,679,425	33,834,140	8,596,378	14,356,308	759	4,443,768	27,397,213
Region II	14,703,387	23,263,909	2,216	8,556,788	46,526,300	14,566,032	22,777,075	2,216	5,166,479	42,511,802
Region III	31,501,949	42,762,160	1,071	12,664,671	86,929,852	30,962,402	41,251,332	1,037	7,082,723	79,297,494
Region IV-A	32,063,383	48,402,867	1,626	14,412,759	94,880,635	31,431,608	46,909,223	1,626	7,591,120	85,933,577
Region IV-B	11,554,292	20,712,562	6,726	8,643,054	40,916,635	10,854,051	19,370,626	6,681	3,987,838	34,219,196
Region V	23,249,990	30,211,810	28,215	13,602,595	67,092,611	21,544,128	27,809,800	23,279	5,603,198	54,980,405
Region VI	26,989,066	42,053,025	17,388	14,708,376	83,767,855	26,243,571	37,859,635	15,236	6,819,254	70,937,696
Region VII	22,452,544	39,182,594	16,230	12,553,852	74,205,220	21,903,712	34,871,486	16,230	5,786,128	62,577,556
Region VIII	18,328,474	33,363,871	-	13,608,768	65,301,113	17,598,924	28,719,686	-	7,262,313	53,580,924
Region IX	14,539,441	26,794,597	6,518	9,433,952	50,774,508	13,922,315	25,181,676	4,306	5,725,609	44,833,906
Region X	16,420,081	25,459,872	15,490	14,810,067	56,705,510	16,132,399	23,450,131	9,322	7,387,109	46,978,962
Region XI	15,168,329	23,898,043	19,680	13,131,751	52,217,804	14,690,211	21,479,231	8,284	7,350,190	43,527,916
Region XII	13,619,113	32,653,645	-	8,496,024	54,768,782	10,133,025	30,334,651	-	4,469,516	44,937,192
Region XIII	11,743,207	19,687,713	3,708	7,910,685	39,345,314	11,294,024	18,575,128	2,722	4,070,363	33,942,237
Autonomous Region in Muslim Mindanao	12,696,795	7,379,354	-	6,221,731	26,297,880	11,827,432	5,502,421	-	3,063,178	20,393,032

Note: Differences between the totals and the sum of components are due to rounding-off.

Statement C

**Statement of Appropriations,
Allotments, Obligations,
and
Disbursements**

(By Department, by Region and by Allotment Class)

STATEMENT OF APPROPRIATIONS, ALLOTMENTS, OBLIGATIONS AND DISBURSEMENTS

Statement C

By Department, By Region, By Allotment Class

For Fiscal Year 2014

(in thousand pesos)

Particulars	Appropriations					Allotments				
	PS	MOOE	FE	CO	Total	PS	MOOE	FE	CO	Total
GRAND TOTAL	<u>648,506,258</u>	<u>861,355,798</u>	<u>354,004,451</u>	<u>898,594,809</u>	<u>2,762,461,316</u>	<u>646,913,440</u>	<u>852,873,272</u>	<u>354,004,451</u>	<u>866,041,044</u>	<u>2,719,832,207</u>
CONGRESS OF THE PHILIPPINES	<u>4,424,779</u>	<u>7,642,114</u>	<u>-</u>	<u>478,443</u>	<u>12,545,337</u>	<u>4,424,779</u>	<u>7,642,114</u>	<u>-</u>	<u>478,443</u>	<u>12,545,337</u>
National Capital Region	4,424,779	7,642,114	-	478,443	12,545,337	4,424,779	7,642,114	-	478,443	12,545,337
OFFICE OF THE PRESIDENT	<u>736,027</u>	<u>4,814,904</u>	<u>-</u>	<u>413,089</u>	<u>5,964,021</u>	<u>736,027</u>	<u>4,414,904</u>	<u>-</u>	<u>413,089</u>	<u>5,564,021</u>
National Capital Region	736,027	4,814,904	-	413,089	5,964,021	736,027	4,414,904	-	413,089	5,564,021
OFFICE OF THE VICE-PRESIDENT	<u>57,239</u>	<u>174,380</u>	<u>-</u>	<u>555</u>	<u>232,174</u>	<u>57,239</u>	<u>174,380</u>	<u>-</u>	<u>555</u>	<u>232,174</u>
National Capital Region	57,239	174,380	-	555	232,174	57,239	174,380	-	555	232,174
DEPARTMENT OF AGRARIAN REFORM	<u>7,245,751</u>	<u>15,476,038</u>	<u>-</u>	<u>2,704,637</u>	<u>25,426,426</u>	<u>6,806,058</u>	<u>10,432,809</u>	<u>-</u>	<u>2,394,431</u>	<u>19,633,298</u>
National Capital Region	3,220,993	8,036,700	-	2,158,766	13,416,459	2,781,300	2,993,471	-	1,848,560	7,623,331
Region I	228,740	244,844	-	90,733	564,317	228,740	244,844	-	90,733	564,317
Cordillera Administrative Region	225,834	224,103	-	28,251	478,189	225,834	224,103	-	28,251	478,189
Region II	240,260	455,350	-	65,774	761,384	240,260	455,350	-	65,774	761,384
Region III	297,233	588,007	-	876	886,116	297,233	588,007	-	876	886,116
Region IV-A	351,495	398,640	-	1,895	752,030	351,495	398,640	-	1,895	752,030
Region IV-B	200,341	259,155	-	35,053	494,549	200,341	259,155	-	35,053	494,549
Region V	368,583	755,150	-	38,305	1,162,038	368,583	755,150	-	38,305	1,162,038
Region VI	280,264	856,494	-	12,644	1,149,402	280,264	856,494	-	12,644	1,149,402
Region VII	250,435	401,004	-	23,806	675,245	250,435	401,004	-	23,806	675,245
Region VIII	363,914	596,480	-	1,310	961,705	363,914	596,480	-	1,310	961,705
Region IX	177,376	352,366	-	27,084	556,825	177,376	352,366	-	27,084	556,825
Region X	315,700	467,153	-	41,962	824,816	315,700	467,153	-	41,962	824,816
Region XI	190,071	382,278	-	47,917	620,266	190,071	382,278	-	47,917	620,266
Region XII	196,595	767,383	-	110,931	1,074,910	196,595	767,383	-	110,931	1,074,910
Region XIII	203,288	387,699	-	19,328	610,315	203,288	387,699	-	19,328	610,315

Note: Differences between the totals and the sum of components are due to rounding-off.

STATEMENT OF APPROPRIATIONS, ALLOTMENTS, OBLIGATIONS AND DISBURSEMENTS

Statement C

By Department, By Region, By Allotment Class

For Fiscal Year 2014

(in thousand pesos)

Particulars	Appropriations					Allotments				
	PS	MOOE	FE	CO	Total	PS	MOOE	FE	CO	Total
Autonomous Region in Muslim Mindanao	134,629	303,232	-	-	437,861	134,629	303,232	-	-	437,861
DEPARTMENT OF AGRICULTURE	5,187,540	31,117,643	-	35,219,631	71,524,814	5,137,129	30,702,679	-	33,054,614	68,894,422
National Capital Region	2,685,524	8,046,762	-	27,189,978	37,922,264	2,635,112	7,631,798	-	25,024,961	35,291,871
Region I	120,754	1,274,593	-	262,956	1,658,303	120,754	1,274,593	-	262,956	1,658,303
Cordillera Administrative Region	61,963	1,143,367	-	288,221	1,493,551	61,963	1,143,367	-	288,221	1,493,551
Region II	153,760	1,104,131	-	283,132	1,541,023	153,760	1,104,131	-	283,132	1,541,023
Region III	325,832	1,727,286	-	1,145,345	3,198,463	325,832	1,727,286	-	1,145,345	3,198,463
Region IV-A	224,948	1,058,157	-	252,556	1,535,661	224,948	1,058,157	-	252,556	1,535,661
Region IV-B	173,633	1,194,214	-	188,644	1,556,491	173,633	1,194,214	-	188,644	1,556,491
Region V	164,386	2,007,066	-	1,075,118	3,246,570	164,386	2,007,066	-	1,075,118	3,246,570
Region VI	149,695	2,352,208	-	548,824	3,050,727	149,695	2,352,208	-	548,824	3,050,727
Region VII	251,521	1,635,545	-	290,279	2,177,345	251,521	1,635,545	-	290,279	2,177,345
Region VIII	186,879	3,040,754	-	714,360	3,941,993	186,879	3,040,754	-	714,360	3,941,993
Region IX	188,512	1,167,526	-	395,892	1,751,930	188,512	1,167,526	-	395,892	1,751,930
Region X	125,200	1,346,845	-	397,834	1,869,878	125,200	1,346,845	-	397,834	1,869,878
Region XI	178,330	1,119,354	-	614,635	1,912,319	178,330	1,119,354	-	614,635	1,912,319
Region XII	136,801	1,798,648	-	1,031,259	2,966,708	136,801	1,798,648	-	1,031,259	2,966,708
Region XIII	59,802	1,101,186	-	540,601	1,701,588	59,802	1,101,186	-	540,601	1,701,588
DEPARTMENT OF BUDGET AND MANAGEMENT	3,450,470	1,071,223	100	182,982	4,704,775	3,450,470	1,071,223	100	182,982	4,704,775
National Capital Region	3,254,919	956,264	25	158,068	4,369,276	3,254,919	956,264	25	158,068	4,369,276
Region I	13,099	8,087	5	362	21,553	13,099	8,087	5	362	21,553
Cordillera Administrative Region	11,803	6,966	5	1,329	20,103	11,803	6,966	5	1,329	20,103
Region II	13,385	5,807	5	1,137	20,334	13,385	5,807	5	1,137	20,334
Region III	13,161	6,848	5	1,751	21,765	13,161	6,848	5	1,751	21,765
Region IV-A	13,500	8,603	5	1,100	23,208	13,500	8,603	5	1,100	23,208
Region IV-B	15,146	7,480	5	1,913	24,544	15,146	7,480	5	1,913	24,544
Region V	12,868	6,900	5	2,000	21,774	12,868	6,900	5	2,000	21,774
Region VI	12,909	8,659	5	2,236	23,809	12,909	8,659	5	2,236	23,809

Note: Differences between the totals and the sum of components are due to rounding-off.

STATEMENT OF APPROPRIATIONS, ALLOTMENTS, OBLIGATIONS AND DISBURSEMENTS

Statement C

By Department, By Region, By Allotment Class

For Fiscal Year 2014

(in thousand pesos)

Particulars	Appropriations					Allotments				
	PS	MOOE	FE	CO	Total	PS	MOOE	FE	CO	Total
Region VII	13,076	8,776	5	1,508	23,366	13,076	8,776	5	1,508	23,366
Region VIII	11,397	8,338	5	3,978	23,718	11,397	8,338	5	3,978	23,718
Region IX	15,932	7,943	5	86	23,966	15,932	7,943	5	86	23,966
Region X	12,137	6,654	5	1,487	20,283	12,137	6,654	5	1,487	20,283
Region XI	12,772	8,171	5	3,523	24,471	12,772	8,171	5	3,523	24,471
Region XII	13,452	7,040	5	-	20,496	13,452	7,040	5	-	20,496
Region XIII	10,915	8,687	5	2,502	22,108	10,915	8,687	5	2,502	22,108
DEPARTMENT OF EDUCATION	250,182,900	39,071,144	-	18,328,611	307,582,656	250,148,962	39,065,101	-	16,097,768	305,311,831
National Capital Region	25,041,629	20,411,579	-	13,666,319	59,119,526	25,041,616	20,405,536	-	11,435,495	56,882,648
Region I	17,006,262	1,331,274	-	61,399	18,398,934	17,006,262	1,331,274	-	61,399	18,398,934
Cordillera Administrative Region	4,951,506	471,717	-	9,618	5,432,841	4,951,506	471,717	-	9,618	5,432,841
Region II	10,778,760	849,574	-	25,768	11,654,101	10,778,760	849,574	-	25,768	11,654,101
Region III	25,718,915	1,997,170	-	1,596,188	29,312,272	25,718,915	1,997,170	-	1,596,188	29,312,272
Region IV-A	28,068,932	2,177,203	-	66,315	30,312,450	28,068,932	2,177,203	-	66,315	30,312,450
Region IV-B	8,744,569	709,090	-	64,949	9,518,609	8,744,569	709,090	-	64,949	9,518,609
Region V	18,673,394	1,482,519	-	100,215	20,256,128	18,673,394	1,482,519	-	100,215	20,256,128
Region VI	22,195,014	1,625,006	-	319,845	24,139,865	22,193,283	1,625,006	-	319,845	24,138,134
Region VII	18,685,374	1,645,767	-	447,554	20,778,695	18,676,374	1,645,767	-	447,554	20,769,694
Region VIII	14,954,271	1,643,944	-	1,536,468	18,134,684	14,954,271	1,643,944	-	1,536,448	18,134,664
Region IX	11,223,595	995,217	-	36,102	12,254,914	11,200,401	995,217	-	36,102	12,231,720
Region X	12,315,281	1,001,664	-	45,810	13,362,755	12,315,281	1,001,664	-	45,810	13,362,755
Region XI	11,796,440	976,365	-	277,822	13,050,626	11,796,440	976,365	-	277,822	13,050,626
Region XII	10,626,676	948,577	-	44,707	11,619,959	10,626,676	948,577	-	44,707	11,619,959
Region XIII	9,402,283	804,479	-	29,535	10,236,297	9,402,283	804,479	-	29,535	10,236,297
STATE UNIVERSITIES AND COLLEGES	27,915,562	9,034,492	-	5,701,374	42,651,428	27,915,562	9,019,437	-	5,701,374	42,636,373
National Capital Region	8,902,519	2,778,062	-	2,528,318	14,208,900	8,902,519	2,778,062	-	2,528,318	14,208,900
Region I	1,602,209	438,325	-	227,938	2,268,472	1,602,209	438,325	-	227,938	2,268,472
Cordillera Administrative Region	736,192	208,306	-	159,543	1,104,041	736,192	208,306	-	159,543	1,104,041
Region II	1,257,352	254,804	-	125,029	1,637,184	1,257,352	254,804	-	125,029	1,637,184

Note: Differences between the totals and the sum of components are due to rounding-off.

STATEMENT OF APPROPRIATIONS, ALLOTMENTS, OBLIGATIONS AND DISBURSEMENTS

Statement C

By Department, By Region, By Allotment Class

For Fiscal Year 2014

(in thousand pesos)

Particulars	Appropriations					Allotments				
	PS	MOOE	FE	CO	Total	PS	MOOE	FE	CO	Total
Region III	2,112,460	688,502		311,747	3,112,709	2,112,460	688,502		311,747	3,112,709
Region IV-A	1,050,877	494,207		137,891	1,682,975	1,050,877	494,207		137,891	1,682,975
Region IV-B	708,007	345,709		85,436	1,139,152	708,007	345,709		85,436	1,139,152
Region V	1,407,976	590,752		227,403	2,226,130	1,407,976	590,752		227,403	2,226,130
Region VI	1,975,665	575,308		367,281	2,918,254	1,975,665	575,308		367,281	2,918,254
Region VII	790,635	397,721		245,370	1,433,726	790,635	397,721		245,370	1,433,726
Region VIII	1,751,652	426,564		664,611	2,842,827	1,751,652	426,564		664,611	2,842,827
Region IX	696,502	285,450		101,311	1,083,262	696,502	285,450		101,311	1,083,262
Region X	1,120,776	430,441		250,977	1,802,194	1,120,776	430,441		250,977	1,802,194
Region XI	372,473	220,429		118,542	711,443	372,473	220,429		118,542	711,443
Region XII	605,422	201,626		65,200	872,248	605,422	201,626		65,200	872,248
Region XIII	352,123	219,468		49,645	621,236	352,123	219,468		49,645	621,236
Autonomous Region in Muslim Mindanao	2,472,723	478,820		35,132	2,986,675	2,472,723	463,765		35,132	2,971,620
DEPARTMENT OF ENERGY	357,771	1,188,282	93,120	2,465,110	4,104,283	357,771	1,188,282	93,120	2,465,110	4,104,283
National Capital Region	357,771	1,188,282	93,120	2,465,110	4,104,283	357,771	1,188,282	93,120	2,465,110	4,104,283
DEPARTMENT OF ENVIRONMENT AND NATURAL RESOURCES	8,438,075	12,109,286	-	8,291,018	28,838,379	8,016,893	10,689,298	-	8,263,018	26,969,209
National Capital Region	1,607,554	6,812,067		2,244,121	10,663,743	1,509,627	5,392,131		2,216,121	9,117,879
Region I	354,242	218,338		271,422	844,003	338,406	218,338		271,422	828,167
Cordillera Administrative Region	504,411	336,996		409,192	1,250,598	460,230	336,996		409,192	1,206,418
Region II	715,038	297,855		409,922	1,422,814	661,153	297,855		409,922	1,368,929
Region III	545,744	460,605		412,424	1,418,774	510,348	460,605		412,424	1,383,378
Region IV-A	537,843	540,885		632,515	1,711,243	511,159	540,885		632,515	1,684,559
Region IV-B	455,900	347,612		373,420	1,176,932	454,863	347,612		373,420	1,175,895
Region V	381,705	448,708		426,614	1,257,027	360,186	448,708		426,614	1,235,509
Region VI	427,891	362,332		360,223	1,150,446	426,895	362,332		360,223	1,149,450
Region VII	354,638	419,035		376,769	1,150,442	327,585	419,034		376,769	1,123,388
Region VIII	467,968	287,222		603,105	1,358,295	437,949	287,171		603,105	1,328,224
Region IX	430,598	333,363		436,137	1,200,098	405,881	333,363		436,137	1,175,381
Region X	465,748	302,288		323,197	1,091,233	428,927	302,288		323,197	1,054,412

Note: Differences between the totals and the sum of components are due to rounding-off.

STATEMENT OF APPROPRIATIONS, ALLOTMENTS, OBLIGATIONS AND DISBURSEMENTS

Statement C

By Department, By Region, By Allotment Class

For Fiscal Year 2014

(in thousand pesos)

Particulars	Appropriations					Allotments				
	PS	MOOE	FE	CO	Total	PS	MOOE	FE	CO	Total
Region XI	457,929	331,780		350,786	1,140,494	455,223	331,780		350,786	1,137,789
Region XII	401,523	318,104		323,394	1,043,020	399,797	318,104		323,394	1,041,294
Region XIII	329,343	292,096		337,777	959,216	328,664	292,096		337,777	958,537
DEPARTMENT OF FINANCE	7,621,780	124,869,831	686,443	4,605,241	137,783,294	7,621,780	124,587,965	686,443	4,080,660	136,976,847
National Capital Region	5,206,855	123,608,762	686,106	4,563,810	134,065,533	5,206,855	123,348,183	686,106	4,039,229	133,280,373
Region I	175,947	97,634	120	1,012	274,713	175,947	97,634	120	1,012	274,713
Cordillera Administrative Region	113,942	44,952	-	224	159,118	113,942	44,952	-	224	159,118
Region II	125,438	93,335	10	994	219,776	125,438	93,335	10	994	219,776
Region III	221,108	111,399	100	1,621	334,228	221,108	111,399	100	1,621	334,228
Region IV-A	290,397	107,191	-	729	398,317	290,397	107,191	-	729	398,317
Region IV-B	11,851	3,237	-	-	15,088	11,851	3,237	-	-	15,088
Region V	162,406	59,830	34	1,507	223,777	162,406	59,830	34	1,507	223,777
Region VI	268,466	147,231	-	776	416,473	268,466	147,231	-	776	416,473
Region VII	209,252	127,609	-	4,137	340,998	209,252	127,609	-	4,137	340,998
Region VIII	154,904	90,245	-	498	245,648	154,904	90,245	-	498	245,648
Region IX	131,773	77,239	-	2,336	211,348	131,773	77,239	-	2,336	211,348
Region X	171,424	70,759	-	2,807	244,991	171,424	70,759	-	2,807	244,991
Region XI	137,220	109,546	33	24,419	271,218	137,220	109,546	33	24,419	271,218
Region XII	137,304	85,976	-	46	223,326	137,304	64,689	-	46	202,039
Region XIII	103,492	34,886	40	324	138,742	103,492	34,886	40	324	138,742
DEPARTMENT OF FOREIGN AFFAIRS	6,338,214	7,543,589	14,884	1,592,627	15,489,314	6,338,214	7,543,589	14,884	1,035,302	14,931,988
National Capital Region	6,338,214	7,543,589	14,884	1,592,627	15,489,314	6,338,214	7,543,589	14,884	1,035,302	14,931,988
DEPARTMENT OF HEALTH	14,405,800	24,235,690	-	15,458,031	54,099,521	14,405,800	24,235,690	-	15,458,031	54,099,521
National Capital Region	6,117,970	13,931,767		8,538,902	28,588,639	6,117,970	13,931,767		8,538,902	28,588,639
Region I	721,091	725,371		233,125	1,679,586	721,091	725,371		233,125	1,679,586
Cordillera Administrative Region	568,444	464,410		221,385	1,254,240	568,444	464,410		221,385	1,254,240
Region II	544,709	530,580		468,977	1,544,266	544,709	530,580		468,977	1,544,266
Region III	756,152	892,253		620,034	2,268,439	756,152	892,253		620,034	2,268,439

Note: Differences between the totals and the sum of components are due to rounding-off.

STATEMENT OF APPROPRIATIONS, ALLOTMENTS, OBLIGATIONS AND DISBURSEMENTS

Statement C

By Department, By Region, By Allotment Class

For Fiscal Year 2014

(in thousand pesos)

Particulars	Appropriations					Allotments				
	PS	MOOE	FE	CO	Total	PS	MOOE	FE	CO	Total
Region IV-A	329,402	811,886		484,033	1,625,321	329,402	811,886		484,033	1,625,321
Region IV-B	181,904	465,550		284,713	932,167	181,904	465,550		284,713	932,167
Region V	760,658	793,470		510,531	2,064,660	760,658	793,470		510,531	2,064,660
Region VI	637,310	1,005,230		747,684	2,390,224	637,310	1,005,230		747,684	2,390,224
Region VII	751,066	1,019,943		914,370	2,685,379	751,066	1,019,943		914,370	2,685,379
Region VIII	428,356	833,842		673,440	1,935,637	428,356	833,842		673,440	1,935,637
Region IX	445,719	212,548		79,371	737,638	445,719	212,548		79,371	737,638
Region X	668,039	777,137		625,189	2,070,365	668,039	777,137		625,189	2,070,365
Region XI	884,779	714,940		756,868	2,356,588	884,779	714,940		756,868	2,356,588
Region XII	305,107	558,365		58,797	922,270	305,107	558,365		58,797	922,270
Region XIII	305,092	498,397		240,612	1,044,102	305,092	498,397		240,612	1,044,102
DEPARTMENT OF THE INTERIOR AND LOCAL GOVERNMENT	119,270,609	24,154,757	-	16,459,262	159,884,628	118,962,475	23,651,057	-	16,459,262	159,072,794
National Capital Region	113,436,818	8,933,346	-	12,767,992	135,138,157	113,187,917	8,429,646	-	12,767,992	134,385,555
Region I	411,066	668,334	-	8,254	1,087,655	408,766	668,334	-	8,254	1,085,354
Cordillera Administrative Region	346,125	532,788	-	13,825	892,739	344,405	532,788	-	13,825	891,019
Region II	249,058	463,801	-	11,842	724,701	244,993	463,801	-	11,842	720,636
Region III	352,469	746,210	-	12,525	1,111,203	343,010	746,210	-	12,525	1,101,745
Region IV-A	596,210	922,461	-	7,732	1,526,403	588,916	922,461	-	7,732	1,519,110
Region IV-B	346,525	481,152	-	62,354	890,032	344,888	481,152	-	62,354	888,394
Region V	439,050	896,081	-	15,033	1,350,164	432,698	896,081	-	15,033	1,343,812
Region VI	378,721	1,146,619	-	657,687	2,183,027	374,204	1,146,619	-	657,687	2,178,510
Region VII	454,728	3,621,737	-	238,336	4,314,800	451,463	3,621,737	-	238,336	4,311,535
Region VIII	295,897	979,797	-	2,558,935	3,834,628	290,049	979,797	-	2,558,935	3,828,781
Region IX	343,857	916,137	-	9,348	1,269,342	342,764	916,137	-	9,348	1,268,249
Region X	436,148	756,819	-	32,486	1,225,452	432,940	756,819	-	32,486	1,222,244
Region XI	359,163	933,605	-	14,944	1,307,712	353,960	933,605	-	14,944	1,302,509
Region XII	374,288	929,128	-	5,769	1,309,185	374,288	929,128	-	5,769	1,309,185
Region XIII	264,900	921,752	-	15,585	1,202,237	261,628	921,752	-	15,585	1,198,966
Autonomous Region in Muslim Mindanao	185,585	304,990	-	26,615	517,190	185,585	304,990	-	26,615	517,190

Note: Differences between the totals and the sum of components are due to rounding-off.

STATEMENT OF APPROPRIATIONS, ALLOTMENTS, OBLIGATIONS AND DISBURSEMENTS

Statement C

By Department, By Region, By Allotment Class

For Fiscal Year 2014

(in thousand pesos)

Particulars	Appropriations					Allotments				
	PS	MOOE	FE	CO	Total	PS	MOOE	FE	CO	Total
DEPARTMENT OF JUSTICE	<u>10,254,281</u>	<u>3,799,412</u>	<u>-</u>	<u>493,662</u>	<u>14,547,355</u>	<u>10,254,281</u>	<u>3,799,412</u>	<u>-</u>	<u>493,662</u>	<u>14,547,355</u>
National Capital Region	9,692,475	3,302,734	-	489,938	13,485,148	9,692,475	3,302,734	-	489,938	13,485,148
Region I	28,487	3,606	-	931	33,024	28,487	3,606	-	931	33,024
Cordillera Administrative Region	16,853	2,000	-	-	18,853	16,853	2,000	-	-	18,853
Region II	20,051	2,309	-	931	23,291	20,051	2,309	-	931	23,291
Region III	37,505	4,736	-	-	42,241	37,505	4,736	-	-	42,241
Region IV-A	52,958	7,752	-	-	60,710	52,958	7,752	-	-	60,710
Region IV-B	68,966	179,247	-	-	248,213	68,966	179,247	-	-	248,213
Region V	24,935	2,183	-	931	28,049	24,935	2,183	-	931	28,049
Region VI	34,748	5,925	-	931	41,604	34,748	5,925	-	931	41,604
Region VII	48,340	5,436	-	-	53,776	48,340	5,436	-	-	53,776
Region VIII	52,424	53,790	-	-	106,214	52,424	53,790	-	-	106,214
Region IX	35,584	56,160	-	-	91,744	35,584	56,160	-	-	91,744
Region X	26,224	3,163	-	-	29,387	26,224	3,163	-	-	29,387
Region XI	85,813	164,837	-	-	250,650	85,813	164,837	-	-	250,650
Region XII	15,334	3,531	-	-	18,865	15,334	3,531	-	-	18,865
Region XIII	13,582	2,003	-	-	15,585	13,582	2,003	-	-	15,585
DEPARTMENT OF LABOR AND EMPLOYMENT	<u>4,487,222</u>	<u>8,868,745</u>	<u>-</u>	<u>705,435</u>	<u>14,061,402</u>	<u>4,487,222</u>	<u>8,866,745</u>	<u>-</u>	<u>705,435</u>	<u>14,059,402</u>
National Capital Region	2,146,078	2,868,762	-	599,676	5,614,515	2,146,078	2,866,762	-	599,676	5,612,515
Region I	150,530	307,470	-	1,391	459,390	150,530	307,470	-	1,391	459,390
Cordillera Administrative Region	101,365	167,342	-	4,750	273,457	101,365	167,342	-	4,750	273,457
Region II	170,982	221,940	-	2,161	395,083	170,982	221,940	-	2,161	395,083
Region III	173,536	530,702	-	1,193	705,431	173,536	530,702	-	1,193	705,431
Region IV-A	187,619	582,339	-	14,498	784,456	187,619	582,339	-	14,498	784,456
Region IV-B	103,657	274,000	-	4,505	382,162	103,657	274,000	-	4,505	382,162
Region V	193,891	408,893	-	9,404	612,187	193,891	408,893	-	9,404	612,187
Region VI	220,459	734,886	-	4,659	960,005	220,459	734,886	-	4,659	960,005
Region VII	155,316	715,673	-	3,075	874,063	155,316	715,673	-	3,075	874,063
Region VIII	209,658	675,270	-	42,545	927,472	209,658	675,270	-	42,545	927,472
Region IX	124,918	240,714	-	1,140	366,771	124,918	240,714	-	1,140	366,771
Region X	157,734	397,125	-	6,275	561,134	157,734	397,125	-	6,275	561,134

Note: Differences between the totals and the sum of components are due to rounding-off.

STATEMENT OF APPROPRIATIONS, ALLOTMENTS, OBLIGATIONS AND DISBURSEMENTS

Statement C

By Department, By Region, By Allotment Class

For Fiscal Year 2014

(in thousand pesos)

Particulars	Appropriations					Allotments				
	PS	MOOE	FE	CO	Total	PS	MOOE	FE	CO	Total
Region XI	159,829	305,526	-	2,950	468,305	159,829	305,526	-	2,950	468,305
Region XII	111,854	226,403	-	3,432	341,689	111,854	226,403	-	3,432	341,689
Region XIII	119,798	211,701	-	3,782	335,281	119,798	211,701	-	3,782	335,281
DEPARTMENT OF NATIONAL DEFENSE	106,117,252	23,272,951	19	13,592,736	142,982,957	105,847,231	23,272,951	19	13,392,736	142,512,936
National Capital Region	105,410,457	22,372,439	19	13,547,517	141,330,433	105,140,436	22,372,439	19	13,347,517	140,860,412
Cordillera Administrative Region	486,355	155,771	-	4,857	646,983	486,355	155,771	-	4,857	646,983
Region III	220,440	744,740	-	40,361	1,005,541	220,440	744,740	-	40,361	1,005,541
DEPARTMENT OF PUBLIC WORKS AND HIGHWAYS	6,837,729	13,170,759	-	281,685,900	301,694,387	6,837,729	12,850,519	-	255,729,261	275,417,508
National Capital Region	1,040,808	2,950,458	-	109,089,514	113,080,779	1,040,808	2,631,204	-	83,143,658	86,815,669
Region I	349,736	571,560	-	8,555,412	9,476,708	349,736	571,560	-	8,555,412	9,476,708
Cordillera Administrative Region	333,961	557,674	-	10,703,282	11,594,917	333,961	557,674	-	10,703,282	11,594,917
Region II	383,151	590,501	-	8,171,068	9,144,719	383,151	590,501	-	8,171,068	9,144,719
Region III	502,210	826,071	-	12,927,086	14,255,367	502,210	826,071	-	12,926,685	14,254,966
Region IV-A	477,507	922,908	-	16,194,607	17,595,022	477,507	921,922	-	16,194,607	17,594,036
Region IV-B	355,222	646,276	-	9,058,513	10,060,010	355,222	646,276	-	9,058,513	10,060,010
Region V	467,463	690,320	-	13,327,801	14,485,584	467,463	690,320	-	13,327,801	14,485,584
Region VI	453,923	909,402	-	14,871,457	16,234,781	453,923	909,402	-	14,871,074	16,234,399
Region VII	424,310	702,473	-	12,621,811	13,748,594	424,310	702,473	-	12,621,811	13,748,594
Region VIII	428,919	765,395	-	11,475,665	12,669,980	428,919	765,395	-	11,475,665	12,669,980
Region IX	317,261	457,200	-	9,812,151	10,586,613	317,261	457,200	-	9,802,151	10,576,613
Region X	374,482	538,886	-	16,016,409	16,929,777	374,482	538,886	-	16,016,409	16,929,777
Region XI	321,060	860,031	-	12,522,669	13,703,761	321,060	860,031	-	12,522,669	13,703,761
Region XII	288,135	591,398	-	8,262,646	9,142,179	288,135	591,398	-	8,262,646	9,142,179
Region XIII	319,581	590,206	-	8,075,809	8,985,596	319,581	590,206	-	8,075,809	8,985,596
DEPARTMENT OF SCIENCE AND TECHNOLOGY	3,212,939	8,921,056	1	2,516,406	14,650,401	3,212,939	8,917,356	1	2,516,406	14,646,701
National Capital Region	2,239,965	6,166,372	-	2,106,681	10,513,018	2,239,965	6,162,672	-	2,106,681	10,509,318
Region I	44,174	81,825	-	16,431	142,429	44,174	81,825	-	16,431	142,429

Note: Differences between the totals and the sum of components are due to rounding-off.

STATEMENT OF APPROPRIATIONS, ALLOTMENTS, OBLIGATIONS AND DISBURSEMENTS

Statement C

By Department, By Region, By Allotment Class

For Fiscal Year 2014

(in thousand pesos)

Particulars	Appropriations					Allotments				
	PS	MOOE	FE	CO	Total	PS	MOOE	FE	CO	Total
Cordillera Administrative Region	53,025	122,240		37,579	212,844	53,025	122,240		37,579	212,844
Region II	49,912	93,055		27,963	170,930	49,912	93,055		27,963	170,930
Region III	49,167	87,584		26,600	163,351	49,167	87,584		26,600	163,351
Region IV-A	349,203	1,507,657	1	42,821	1,899,682	349,203	1,507,657	1	42,821	1,899,682
Region IV-B	15,210	50,733			65,943	15,210	50,733			65,943
Region V	61,203	75,312		9,800	146,315	61,203	75,312		9,800	146,315
Region VI	60,642	116,137		18,000	194,779	60,642	116,137		18,000	194,779
Region VII	47,482	109,731		24,900	182,113	47,482	109,731		24,900	182,113
Region VIII	63,910	82,116		59,000	205,025	63,910	82,116		59,000	205,025
Region IX	17,255	81,021			98,276	17,255	81,021			98,276
Region X	53,350	81,523		21,000	155,873	53,350	81,523		21,000	155,873
Region XI	56,444	89,107		12,860	158,411	56,444	89,107		12,860	158,411
Region XII	29,888	92,120		51,020	173,028	29,888	92,120		51,020	173,028
Region XIII	22,109	84,524		61,751	168,383	22,109	84,524		61,751	168,383
DEPARTMENT OF SOCIAL WELFARE AND DEVELOPMENT	3,884,006	98,378,705	550,000	593,174	103,405,885	3,884,006	98,367,022	550,000	593,174	103,394,202
National Capital Region	1,055,786	67,165,580	428,112	524,377	69,173,855	1,055,786	67,158,330	428,112	524,377	69,166,605
Region I	145,266	1,067,397	2,064	2,150	1,216,878	145,266	1,067,397	2,064	2,150	1,216,878
Cordillera Administrative Region	95,076	579,248	929	3,905	679,158	95,076	579,248	929	3,905	679,158
Region II	103,500	987,643	2,312	1,050	1,094,505	103,500	987,643	2,312	1,050	1,094,505
Region III	196,817	1,523,623	970	1,900	1,723,309	196,817	1,523,269	970	1,900	1,722,955
Region IV-A	200,491	1,656,791	1,642	3,800	1,862,723	200,491	1,654,746	1,642	3,800	1,860,678
Region IV-B	141,782	1,091,604	6,731	2,753	1,242,869	141,782	1,091,604	6,731	2,753	1,242,869
Region V	263,581	1,883,787	28,243	5,172	2,180,783	263,581	1,883,787	28,243	5,172	2,180,783
Region VI	219,153	5,198,743	17,386	14,144	5,449,426	219,153	5,197,788	17,386	14,144	5,448,471
Region VII	217,878	4,986,087	16,231	4,750	5,224,946	217,878	4,985,157	16,231	4,750	5,224,016
Region VIII	217,756	4,670,228	-	10,184	4,898,169	217,756	4,670,228	-	10,184	4,898,169
Region IX	257,762	1,698,554	6,517	4,120	1,966,954	257,762	1,698,405	6,517	4,120	1,966,805
Region X	228,115	1,213,543	15,489	3,660	1,460,807	228,115	1,213,543	15,489	3,660	1,460,807
Region XI	203,745	2,173,398	19,666	3,520	2,400,329	203,745	2,173,398	19,666	3,520	2,400,329
Region XII	186,132	1,443,597	-	3,520	1,633,249	186,132	1,443,597	-	3,520	1,633,249
Region XIII	151,165	1,038,883	3,708	4,169	1,197,925	151,165	1,038,883	3,708	4,169	1,197,925

Note: Differences between the totals and the sum of components are due to rounding-off.

STATEMENT OF APPROPRIATIONS, ALLOTMENTS, OBLIGATIONS AND DISBURSEMENTS

Statement C

By Department, By Region, By Allotment Class

For Fiscal Year 2014

(in thousand pesos)

Particulars	Appropriations					Allotments				
	PS	MOOE	FE	CO	Total	PS	MOOE	FE	CO	Total
DEPARTMENT OF TOURISM	436,349	1,446,378	7,175	201,718	2,091,620	436,349	1,446,378	7,175	201,718	2,091,620
National Capital Region	350,411	1,134,802	7,175	97,134	1,589,522	350,411	1,134,802	7,175	97,134	1,589,522
Region I	8,648	18,458	-	4,632	31,737	8,648	18,458	-	4,632	31,737
Cordillera Administrative Region	5,957	18,229	-	9,772	33,958	5,957	18,229	-	9,772	33,958
Region II	5,857	10,334	-	5,215	21,406	5,857	10,334	-	5,215	21,406
Region III	6,684	11,730	-	-	18,414	6,684	11,730	-	-	18,414
Region IV-A	9,451	16,288	-	8,145	33,884	9,451	16,288	-	8,145	33,884
Region IV-B	1,037	19,309	-	3,275	23,621	1,037	19,309	-	3,275	23,621
Region V	6,424	45,215	-	-	51,639	6,424	45,215	-	-	51,639
Region VI	4,986	30,708	-	20,972	56,666	4,986	30,708	-	20,972	56,666
Region VII	7,386	28,375	-	25,648	61,409	7,386	28,375	-	25,648	61,409
Region VIII	5,181	21,865	-	10,702	37,748	5,181	21,865	-	10,702	37,748
Region IX	5,139	9,469	-	375	14,983	5,139	9,469	-	375	14,983
Region X	5,009	15,307	-	4,453	24,768	5,009	15,307	-	4,453	24,768
Region XI	4,848	28,128	-	-	32,975	4,848	28,128	-	-	32,975
Region XII	4,723	11,904	-	11,395	28,022	4,723	11,904	-	11,395	28,022
Region XIII	4,611	26,257	-	-	30,868	4,611	26,257	-	-	30,868
DEPARTMENT OF TRADE AND INDUSTRY	1,673,559	2,713,299	15	372,537	4,759,409	1,673,559	2,713,299	15	372,537	4,759,409
National Capital Region	858,934	1,575,331	15	95,201	2,529,481	858,934	1,575,331	15	95,201	2,529,481
Region I	49,166	84,976	-	19,300	153,443	49,166	84,976	-	19,300	153,443
Cordillera Administrative Region	56,808	54,851	-	38,114	149,774	56,808	54,851	-	38,114	149,774
Region II	53,254	72,744	-	-	125,998	53,254	72,744	-	-	125,998
Region III	70,969	52,296	-	73,950	197,215	70,969	52,296	-	73,950	197,215
Region IV-A	56,969	63,549	-	12,646	133,164	56,969	63,549	-	12,646	133,164
Region IV-B	33,784	80,120	-	11,794	125,698	33,784	80,120	-	11,794	125,698
Region V	66,619	78,802	-	30,096	175,517	66,619	78,802	-	30,096	175,517
Region VI	54,486	96,273	-	13,740	164,499	54,486	96,273	-	13,740	164,499
Region VII	54,608	82,563	-	4,181	141,352	54,608	82,563	-	4,181	141,352
Region VIII	46,765	88,336	-	27,645	162,746	46,765	88,336	-	27,645	162,746
Region IX	67,796	44,866	-	-	112,662	67,796	44,866	-	-	112,662

Note: Differences between the totals and the sum of components are due to rounding-off.

STATEMENT OF APPROPRIATIONS, ALLOTMENTS, OBLIGATIONS AND DISBURSEMENTS

Statement C

By Department, By Region, By Allotment Class

For Fiscal Year 2014

(in thousand pesos)

Particulars	Appropriations					Allotments				
	PS	MOOE	FE	CO	Total	PS	MOOE	FE	CO	Total
Region X	46,511	80,699		737	127,947	46,511	80,699		737	127,947
Region XI	62,619	60,829		12,481	135,928	62,619	60,829		12,481	135,928
Region XII	48,869	71,275		13,369	133,514	48,869	71,275		13,369	133,514
Region XIII	45,403	125,787		19,281	190,471	45,403	125,787		19,281	190,471
DEPARTMENT OF TRANSPORTATION AND COMMUNICATIONS	5,914,507	18,761,110	-	34,162,719	58,838,336	5,914,507	18,701,051	-	33,581,567	58,197,125
National Capital Region	5,115,247	17,985,251	-	34,116,522	57,217,020	5,115,247	17,925,192	-	33,535,370	56,575,808
Region I	67,213	48,271	-	4,548	120,032	67,213	48,271	-	4,548	120,032
Cordillera Administrative Region	30,709	25,463	-	740	56,912	30,709	25,463	-	740	56,912
Region II	46,256	45,731	-	82	92,069	46,256	45,731	-	82	92,069
Region III	82,428	127,923	-	9,338	219,689	82,428	127,923	-	9,338	219,689
Region IV-A	105,177	106,131	-	9,217	220,526	105,177	106,131	-	9,217	220,526
Region IV-B					-					-
Region V	50,176	35,228	-	4,219	89,623	50,176	35,228	-	4,219	89,623
Region VI	72,308	53,277	-	3,245	128,831	72,308	53,277	-	3,245	128,831
Region VII	62,096	77,416	-	3,836	143,348	62,096	77,416	-	3,836	143,348
Region VIII	58,821	54,855	-	1,983	115,659	58,821	54,855	-	1,983	115,659
Region IX	47,931	38,337	-	2,441	88,709	47,931	38,337	-	2,441	88,709
Region X	49,885	40,123	-	1,125	91,133	49,885	40,123	-	1,125	91,133
Region XI	50,949	46,242	-	3,599	100,790	50,949	46,242	-	3,599	100,790
Region XII	44,739	38,740	-	1,629	85,108	44,739	38,740	-	1,629	85,108
Region XIII	30,573	38,121	-	195	68,889	30,573	38,121	-	195	68,889
NATIONAL ECONOMIC AND DEVELOPMENT AUTHORITY	1,661,162	2,638,946	680	323,167	4,623,955	1,611,872	2,638,946	680	323,167	4,574,665
National Capital Region	909,280	2,026,915	680	84,459	3,021,334	859,990	2,026,915	680	84,459	2,972,044
Region I	52,946	38,440	-	3,500	94,886	52,946	38,440	-	3,500	94,886
Cordillera Administrative Region	46,205	47,333	-	10,800	104,337	46,205	47,333	-	10,800	104,337
Region II	46,435	30,795	-	12,013	89,243	46,435	30,795	-	12,013	89,243
Region III	60,066	46,835	-	3,250	110,151	60,066	46,835	-	3,250	110,151
Region IV-A	55,264	56,674	-	104,800	216,738	55,264	56,674	-	104,800	216,738
Region IV-B	37,535	33,008	-	800	71,343	37,535	33,008	-	800	71,343

Note: Differences between the totals and the sum of components are due to rounding-off.

STATEMENT OF APPROPRIATIONS, ALLOTMENTS, OBLIGATIONS AND DISBURSEMENTS

Statement C

By Department, By Region, By Allotment Class

For Fiscal Year 2014

(in thousand pesos)

Particulars	Appropriations					Allotments				
	PS	MOOE	FE	CO	Total	PS	MOOE	FE	CO	Total
Region V	51,633	35,629	-	5,800	93,062	51,633	35,629	-	5,800	93,062
Region VI	58,832	35,892	-	6,020	100,744	58,832	35,892	-	6,020	100,744
Region VII	55,586	54,527	-	800	110,913	55,586	54,527	-	800	110,913
Region VIII	55,643	51,986	-	31,099	138,728	55,643	51,986	-	31,099	138,728
Region IX	40,284	32,888	-	1,900	75,072	40,284	32,888	-	1,900	75,072
Region X	54,640	34,313	-	2,450	91,403	54,640	34,313	-	2,450	91,403
Region XI	43,058	37,474	-	4,887	85,418	43,058	37,474	-	4,887	85,418
Region XII	42,446	27,630	-	41,900	111,976	42,446	27,630	-	41,900	111,976
Region XIII	35,339	26,955	-	8,690	70,984	35,339	26,955	-	8,690	70,984
Autonomous Region in Muslim Mindanao	15,970	21,652	-	-	37,622	15,970	21,652	-	-	37,622
PRESIDENTIAL COMMUNICATIONS OPERATIONS OFFICE	641,479	599,683	-	214,717	1,455,880	641,479	599,683	-	214,717	1,455,880
National Capital Region	641,479	599,683	-	214,717	1,455,880	641,479	599,683	-	214,717	1,455,880
OTHER EXECUTIVE OFFICES	4,271,551	12,666,303	2	1,512,347	18,450,203	4,271,242	12,666,303	2	1,512,347	18,449,894
National Capital Region	3,081,737	8,362,577	2	1,436,941	12,881,256	3,081,428	8,362,577	2	1,436,941	12,880,947
Region I	54,137	228,482	-	1,500	284,119	54,137	228,482	-	1,500	284,119
Cordillera Administrative Region	134,870	200,229	-	6,009	341,107	134,870	200,229	-	6,009	341,107
Region II	66,570	227,314	-	1,500	295,384	66,570	227,314	-	1,500	295,384
Region III	82,719	472,328	-	5,259	560,306	82,719	472,328	-	5,259	560,306
Region IV-A	119,611	528,835	-	6,944	655,389	119,611	528,835	-	6,944	655,389
Region IV-B	3,247	149,136	-	500	152,884	3,247	149,136	-	500	152,884
Region V	60,098	348,721	-	4,059	412,877	60,098	348,721	-	4,059	412,877
Region VI	67,577	333,415	-	4,099	405,090	67,577	333,415	-	4,099	405,090
Region VII	61,322	290,925	-	3,494	355,740	61,322	290,925	-	3,494	355,740
Region VIII	20,986	229,993	-	500	251,479	20,986	229,993	-	500	251,479
Region IX	100,160	203,465	-	1,500	305,125	100,160	203,465	-	1,500	305,125
Region X	102,823	303,298	-	5,724	411,844	102,823	303,298	-	5,724	411,844
Region XI	158,448	359,767	-	31,322	549,537	158,448	359,767	-	31,322	549,537
Region XII	98,487	233,942	-	1,500	333,929	98,487	233,942	-	1,500	333,929
Region XIII	58,760	193,876	-	1,500	254,136	58,760	193,876	-	1,500	254,136

Note: Differences between the totals and the sum of components are due to rounding-off.

STATEMENT OF APPROPRIATIONS, ALLOTMENTS, OBLIGATIONS AND DISBURSEMENTS

Statement C

By Department, By Region, By Allotment Class

For Fiscal Year 2014

(in thousand pesos)

Particulars	Appropriations					Allotments				
	PS	MOOE	FE	CO	Total	PS	MOOE	FE	CO	Total
AUTONOMOUS REGION IN MUSLIM MINDANAO	9,901,460	6,554,492	-	6,214,614	22,670,567	9,881,620	6,554,492	-	6,214,614	22,650,727
Autonomous Region in Muslim Mindanao	9,901,460	6,554,492	-	6,214,614	22,670,567	9,881,620	6,554,492	-	6,214,614	22,650,727
JOINT LEGISLATIVE-EXECUTIVE COUNCILS	2,417	600	-	1,309	4,326	2,417	600	-	1,309	4,326
National Capital Region	2,417	600	-	1,309	4,326	2,417	600	-	1,309	4,326
THE JUDICIARY	18,082,304	2,803,091	-	1,073,530	21,958,925	18,082,304	2,803,091	-	1,073,530	21,958,925
National Capital Region	18,082,304	2,803,091	-	1,073,530	21,958,925	18,082,304	2,803,091	-	1,073,530	21,958,925
CIVIL SERVICE COMMISSION	880,913	218,147	-	208,889	1,307,949	880,913	218,147	-	208,889	1,307,949
National Capital Region	424,721	183,326		151,836	759,883	424,721	183,326		151,836	759,883
Region I	28,602	2,205		3,000	33,807	28,602	2,205		3,000	33,807
Cordillera Administrative Region	27,601	1,687			29,287	27,601	1,687			29,287
Region II	28,836	2,573		3,000	34,409	28,836	2,573		3,000	34,409
Region III	33,861	3,977		3,500	41,338	33,861	3,977		3,500	41,338
Region IV-A	42,452	4,708			47,160	42,452	4,708			47,160
Region IV-B					-					-
Region V	32,988	2,334			35,322	32,988	2,334			35,322
Region VI	33,961	2,400			36,360	33,961	2,400			36,360
Region VII	30,017	2,209			32,226	30,017	2,209			32,226
Region VIII	23,963	1,586			25,549	23,963	1,586			25,549
Region IX	29,139	1,999			31,138	29,139	1,999			31,138
Region X	31,664	2,054		1,500	35,218	31,664	2,054		1,500	35,218
Region XI	31,719	2,406			34,125	31,719	2,406			34,125
Region XII	29,694	1,677		43,053	74,424	29,694	1,677		43,053	74,424
Region XIII	27,829	1,661		3,000	32,490	27,829	1,661		3,000	32,490
Autonomous Region in Muslim Mindanao	23,867	1,344			25,211	23,867	1,344		-	25,211

Note: Differences between the totals and the sum of components are due to rounding-off.

STATEMENT OF APPROPRIATIONS, ALLOTMENTS, OBLIGATIONS AND DISBURSEMENTS

Statement C

By Department, By Region, By Allotment Class

For Fiscal Year 2014

(in thousand pesos)

Particulars	Appropriations					Allotments				
	PS	MOOE	FE	CO	Total	PS	MOOE	FE	CO	Total
COMMISSION ON AUDIT	<u>8,128,929</u>	<u>536,791</u>	<u>5</u>	<u>363,852</u>	<u>9,029,577</u>	<u>8,128,929</u>	<u>536,791</u>	<u>5</u>	<u>363,852</u>	<u>9,029,577</u>
National Capital Region	8,128,929	410,167	5	276,849	8,815,950	8,128,929	410,167	5	276,849	8,815,950
Region I		6,679		15,372	22,051		6,679		15,372	22,051
Cordillera Administrative Region		7,824		8,578	16,402		7,824		8,578	16,402
Region II		6,970			6,970		6,970			6,970
Region III		7,862			7,862		7,862			7,862
Region IV-A		4,641		2,756	7,397		4,641		2,756	7,397
Region IV-B		3,155			3,155		3,155			3,155
Region V		7,182		140	7,322		7,182		140	7,322
Region VI		9,966		17,794	27,760		9,966		17,794	27,760
Region VII		12,735		4,116	16,851		12,735		4,116	16,851
Region VIII		10,531		1,831	12,362		10,531		1,831	12,362
Region IX		6,941		7,345	14,286		6,941		7,345	14,286
Region X		8,555		12,974	21,529		8,555		12,974	21,529
Region XI		9,690		12,336	22,026		9,690		12,336	22,026
Region XII		8,637		3,714	12,351		8,637		3,714	12,351
Region XIII		7,524		47	7,571		7,524		47	7,571
Autonomous Region in Muslim Mindanao		7,733			7,733		7,733			7,733
COMMISSION ON ELECTIONS	<u>2,310,380</u>	<u>3,877,911</u>	<u>-</u>	<u>427,524</u>	<u>6,615,815</u>	<u>2,310,380</u>	<u>3,877,911</u>	<u>-</u>	<u>427,524</u>	<u>6,615,815</u>
National Capital Region	2,310,380	3,877,911		427,524	6,615,815	2,310,380	3,877,911		427,524	6,615,815
OFFICE OF THE OMBUDSMAN	<u>1,508,990</u>	<u>297,118</u>	<u>7</u>	<u>188,506</u>	<u>1,994,621</u>	<u>1,508,990</u>	<u>297,118</u>	<u>7</u>	<u>188,506</u>	<u>1,994,621</u>
National Capital Region	1,237,846	239,690		181,059	1,658,595	1,237,846	239,690		181,059	1,658,595
Region IV-A	105,514	13,191			118,705	105,514	13,191			118,705
Region VII	102,215	21,384		5,006	128,606	102,215	21,384		5,006	128,606
Region XI	63,415	22,852	7	2,441	88,715	63,415	22,852	7	2,441	88,715
COMMISSION ON HUMAN RIGHTS	<u>272,099</u>	<u>87,883</u>	<u>-</u>	<u>12,835</u>	<u>372,817</u>	<u>272,099</u>	<u>87,883</u>	<u>-</u>	<u>12,835</u>	<u>372,817</u>
National Capital Region	272,099	87,883		12,835	372,817	272,099	87,883		12,835	372,817

Note: Differences between the totals and the sum of components are due to rounding-off.

STATEMENT OF APPROPRIATIONS, ALLOTMENTS, OBLIGATIONS AND DISBURSEMENTS

Statement C

By Department, By Region, By Allotment Class

For Fiscal Year 2014

(in thousand pesos)

Particulars	Appropriations					Allotments				
	PS	MOOE	FE	CO	Total	PS	MOOE	FE	CO	Total
METROPOLITAN MANILA										
DEVELOPMENT AUTHORITY	75,420	1,465,311	-	890,045	2,430,776	75,420	1,465,311	-	890,045	2,430,776
National Capital Region	75,420	1,465,311	-	890,045	2,430,776	75,420	1,465,311	-	890,045	2,430,776
DEPARTMENT OF BUDGET AND MANAGEMENT										
(SPECIAL PURPOSE FUNDS										
FOR LGUs)*	2,318,791	347,773,736	-	7,575	350,100,102	2,318,791	347,773,736	-	7,575	350,100,102
National Capital Region	2,185,254	24,859,227	-	-	27,044,481	2,185,254	24,859,227	-	-	27,044,481
Region I	3,437	19,127,181	-	-	19,130,618	3,437	19,127,181	-	-	19,130,618
Cordillera Administrative Region	8,517	10,628,304	-	-	10,636,821	8,517	10,628,304	-	-	10,636,821
Region II	1,740	17,716,749	-	-	17,718,489	1,740	17,716,749	-	-	17,718,489
Region III	19,912	32,607,387	-	-	32,627,298	19,912	32,607,387	-	-	32,627,298
Region IV-A	11,194	37,791,702	-	-	37,802,896	11,194	37,791,702	-	-	37,802,896
Region IV-B	8,645	15,042,301	-	-	15,050,946	8,645	15,042,301	-	-	15,050,946
Region V	3,211	21,506,047	-	-	21,509,258	3,211	21,506,047	-	-	21,509,258
Region VI	9,865	28,446,341	-	-	28,456,206	9,865	28,446,341	-	-	28,456,206
Region VII	33,894	24,438,988	-	-	24,472,881	33,894	24,438,988	-	-	24,472,881
Region VIII	3,154	21,339,865	-	-	21,343,020	3,154	21,339,865	-	-	21,343,020
Region IX	3,292	20,372,326	-	-	20,375,618	3,292	20,372,326	-	-	20,375,618
Region X	583	18,481,324	-	7,575	18,489,482	583	18,481,324	-	7,575	18,489,482
Region XI	15,902	16,401,103	-	-	16,417,004	15,902	16,401,103	-	-	16,417,004
Region XII	8,573	24,939,445	-	-	24,948,018	8,573	24,939,445	-	-	24,948,018
Region XIII	1,618	14,075,447	-	-	14,077,066	1,618	14,075,447	-	-	14,077,066
DEPARTMENT OF FINANCE										
(DEBT SERVICE)	-	-	352,652,000	440,931,000	793,583,000	-	-	352,652,000	440,931,000	793,583,000
National Capital Region			352,652,000	440,931,000	793,583,000			352,652,000	440,931,000	793,583,000

* - includes Allocations to LGUs (Internal Revenue Allotment, Shares from National Wealth, ECOZONES and Tobacco Taxes, LGSF), NDRRMF, MPBF and Pension Gratuity Fund administered by DBM.

Note: Differences between the totals and the sum of components are due to rounding-off.

STATEMENT OF APPROPRIATIONS, ALLOTMENTS, OBLIGATIONS AND DISBURSEMENTS

Statement C

By Department, By Region, By Allotment Class

For Fiscal Year 2014

(in thousand pesos)

Particulars	Obligations					Disbursements				
	PS	MOOE	FE	CO	Total	PS	MOOE	FE	CO	Total
GRAND TOTAL	<u>632,255,280</u>	<u>775,960,509</u>	<u>321,649,155</u>	<u>486,389,534</u>	<u>2,216,254,477</u>	<u>608,172,325</u>	<u>672,449,697</u>	<u>321,246,114</u>	<u>354,125,658</u>	<u>1,955,993,794</u>
CONGRESS OF THE PHILIPPINES	<u>4,364,752</u>	<u>5,917,981</u>	-	<u>223,646</u>	<u>10,506,379</u>	<u>4,350,665</u>	<u>5,835,621</u>	-	<u>161,391</u>	<u>10,347,677</u>
National Capital Region	4,364,752	5,917,981	-	223,646	10,506,379	4,350,665	5,835,621	-	161,391	10,347,677
OFFICE OF THE PRESIDENT	<u>727,057</u>	<u>2,638,121</u>	-	<u>88,531</u>	<u>3,453,709</u>	<u>720,443</u>	<u>1,305,853</u>	-	<u>28,672</u>	<u>2,054,968</u>
National Capital Region	727,057	2,638,121	-	88,531	3,453,709	720,443	1,305,853	-	28,672	2,054,968
OFFICE OF THE VICE-PRESIDENT	<u>55,578</u>	<u>152,394</u>	-	<u>522</u>	<u>208,495</u>	<u>52,950</u>	<u>137,047</u>	-	<u>522</u>	<u>190,520</u>
National Capital Region	55,578	152,394	-	522	208,495	52,950	137,047	-	522	190,520
DEPARTMENT OF AGRARIAN REFORM	<u>6,193,598</u>	<u>5,554,621</u>	-	<u>514,142</u>	<u>12,262,361</u>	<u>6,159,377</u>	<u>4,318,225</u>	-	<u>332,459</u>	<u>10,810,061</u>
National Capital Region	2,764,180	565,360	-	6,923	3,336,462	2,775,074	380,247	-	6,923	3,162,244
Region I	146,924	164,049	-	90,733	401,706	145,372	90,189	-	90,125	325,685
Cordillera Administrative Region	163,551	150,252	-	27,751	341,554	163,551	115,394	-	16,951	295,896
Region II	209,380	202,004	-	50,539	461,922	206,821	163,793	-	18,809	389,423
Region III	255,401	392,020	-	876	648,297	252,904	291,215	-	876	544,995
Region IV-A	270,815	242,529	-	1,895	515,239	273,118	217,574	-	1,895	492,587
Region IV-B	146,990	125,552	-	28,678	301,219	146,317	99,149	-	4,102	249,568
Region V	322,778	320,091	-	22,231	665,100	320,332	257,387	-	15,913	593,632
Region VI	270,384	477,757	-	12,644	760,785	263,659	391,933	-	7,725	663,317
Region VII	196,000	314,121	-	23,796	533,917	202,549	251,541	-	19,438	473,528
Region VIII	317,646	362,956	-	860	681,462	308,220	323,228	-	860	632,308
Region IX	159,106	293,741	-	27,083	479,930	149,539	233,624	-	14,801	397,964
Region X	286,404	342,060	-	41,957	670,420	271,820	235,975	-	20,299	528,093
Region XI	155,562	272,905	-	47,917	476,384	151,648	214,709	-	24,838	391,196
Region XII	196,393	722,686	-	110,931	1,030,011	196,393	519,755	-	72,127	788,274
Region XIII	197,455	346,486	-	19,328	563,269	197,455	305,004	-	16,778	519,238

Note: Differences between the totals and the sum of components are due to rounding-off.

STATEMENT OF APPROPRIATIONS, ALLOTMENTS, OBLIGATIONS AND DISBURSEMENTS

Statement C

By Department, By Region, By Allotment Class

For Fiscal Year 2014

(in thousand pesos)

Particulars	Obligations					Disbursements				
	PS	MOOE	FE	CO	Total	PS	MOOE	FE	CO	Total
Autonomous Region in Muslim Mindanao	134,629	260,053	-	-	394,682	134,605	227,507	-	-	362,111
DEPARTMENT OF AGRICULTURE	4,695,739	26,702,577	-	24,548,682	55,946,998	4,394,267	15,822,253	-	12,817,741	33,034,261
National Capital Region	2,392,079	6,625,556	-	17,356,297	26,373,931	2,179,145	4,067,208	-	10,431,550	16,677,903
Region I	120,754	1,236,168	-	225,076	1,581,998	112,099	931,555	-	95,652	1,139,306
Cordillera Administrative Region	60,415	1,036,958	-	109,409	1,206,782	60,415	539,673	-	20,530	620,618
Region II	152,080	1,100,609	-	277,579	1,530,268	132,206	1,006,238	-	257,128	1,395,572
Region III	299,643	1,613,757	-	1,032,112	2,945,512	294,822	1,263,629	-	226,153	1,784,604
Region IV-A	203,117	930,310	-	217,623	1,351,050	200,291	511,379	-	128,929	840,599
Region IV-B	151,680	1,154,407	-	175,963	1,482,051	151,134	770,387	-	139,240	1,060,761
Region V	164,213	1,984,798	-	1,004,952	3,153,963	139,323	1,115,628	-	103,563	1,358,514
Region VI	133,286	2,105,064	-	526,210	2,764,560	130,793	790,671	-	74,196	995,661
Region VII	212,747	1,270,950	-	231,793	1,715,490	212,626	843,035	-	124,777	1,180,437
Region VIII	166,196	2,238,773	-	689,142	3,094,110	158,148	1,091,337	-	211,395	1,460,880
Region IX	182,880	1,110,456	-	382,006	1,675,342	180,666	807,109	-	284,940	1,272,715
Region X	118,229	1,026,958	-	323,120	1,468,307	111,095	320,509	-	141,158	572,762
Region XI	157,033	796,919	-	545,238	1,499,191	156,073	405,385	-	161,715	723,173
Region XII	126,576	1,654,736	-	958,073	2,739,384	120,698	920,445	-	178,106	1,219,249
Region XIII	54,812	816,157	-	494,090	1,365,058	54,733	438,066	-	238,709	731,508
DEPARTMENT OF BUDGET AND MANAGEMENT	3,447,450	440,022	24	44,498	3,931,993	3,441,328	289,064	24	21,854	3,752,270
National Capital Region	3,253,821	351,913	10	27,549	3,633,294	3,251,278	202,853	10	7,010	3,461,151
Region I	13,039	5,247	-	207	18,493	12,659	5,223	-	207	18,088
Cordillera Administrative Region	11,391	3,702	3	1,304	16,401	11,247	3,702	3	1,304	16,257
Region II	13,080	4,949	4	1,137	19,169	13,021	4,598	4	1,137	18,759
Region III	13,160	5,976	2	1,747	20,885	12,970	5,976	2	1,747	20,695
Region IV-A	13,478	4,764	-	1,100	19,342	12,677	4,764	-	1,100	18,541
Region IV-B	15,040	6,145	-	1,458	22,643	14,872	6,088	-	1,458	22,417
Region V	12,491	6,503	0	1,897	20,891	12,414	6,422	0	1,897	20,734
Region VI	12,882	5,786	2	1,956	20,627	12,865	5,624	2	780	19,272

Note: Differences between the totals and the sum of components are due to rounding-off.

STATEMENT OF APPROPRIATIONS, ALLOTMENTS, OBLIGATIONS AND DISBURSEMENTS

Statement C

By Department, By Region, By Allotment Class

For Fiscal Year 2014

(in thousand pesos)

Particulars	Obligations					Disbursements				
	PS	MOOE	FE	CO	Total	PS	MOOE	FE	CO	Total
Region VII	13,031	5,317	0	1,100	19,448	12,765	5,200	0	1,100	19,065
Region VIII	11,308	6,706	-	2,460	20,474	10,740	6,706	-	2,460	19,906
Region IX	15,929	6,007	1	44	21,980	15,727	5,933	1	44	21,705
Region X	11,742	5,894	1	1,485	19,122	11,734	5,015	1	1,186	17,936
Region XI	12,726	6,607	-	423	19,757	12,528	6,506	-	423	19,457
Region XII	13,442	6,117	-	-	19,559	13,248	6,110	-	-	19,359
Region XIII	10,891	8,388	-	630	19,909	10,582	8,344	-	-	18,926
DEPARTMENT OF EDUCATION	243,715,962	27,179,325	-	4,328,544	275,223,831	233,693,105	24,572,981	-	1,003,655	259,269,740
National Capital Region	22,949,024	11,215,075	-	2,729,876	36,893,976	22,560,152	9,743,596	-	467,964	32,771,711
Region I	16,807,483	1,139,754	-	44,189	17,991,426	16,259,796	1,097,063	-	12,170	17,369,029
Cordillera Administrative Region	4,932,255	414,518	-	8,852	5,355,626	4,833,371	382,364	-	5,292	5,221,027
Region II	10,621,710	756,097	-	23,470	11,401,276	10,561,597	728,653	-	1,523	11,291,773
Region III	25,587,082	1,779,807	-	108,871	27,475,759	25,201,121	1,730,744	-	77,082	27,008,947
Region IV-A	27,156,126	1,949,499	-	18,504	29,124,129	26,639,227	1,918,607	-	6,107	28,563,941
Region IV-B	8,721,184	631,266	-	60,769	9,413,219	8,206,119	557,167	-	39,974	8,803,260
Region V	18,454,203	1,265,194	-	78,207	19,797,604	16,948,055	1,115,257	-	1,575	18,064,887
Region VI	21,690,160	1,409,767	-	194,298	23,294,225	21,091,814	1,342,095	-	82,848	22,516,757
Region VII	18,260,489	1,326,999	-	388,938	19,976,427	17,790,654	1,295,833	-	175,025	19,261,512
Region VIII	13,711,502	1,062,184	-	353,041	15,126,727	13,164,261	992,360	-	109,888	14,266,509
Region IX	11,169,976	852,110	-	15,703	12,037,790	10,722,260	750,447	-	2,017	11,474,724
Region X	12,221,854	889,891	-	37,580	13,149,326	12,087,936	863,249	-	8,832	12,960,017
Region XI	11,469,470	830,200	-	210,684	12,510,353	11,104,891	811,029	-	1,420	11,917,340
Region XII	10,601,800	937,611	-	33,170	11,572,581	7,495,736	614,947	-	11,376	8,122,058
Region XIII	9,361,644	719,352	-	22,390	10,103,386	9,026,116	629,572	-	562	9,656,249
STATE UNIVERSITIES AND COLLEGES	27,711,819	8,159,273	-	2,992,477	38,863,569	27,181,307	6,898,809	-	777,033	34,857,149
National Capital Region	8,865,212	2,606,306	-	1,423,399	12,894,917	8,509,556	1,745,031	-	8,248	10,262,835
Region I	1,599,471	364,059	-	120,207	2,083,737	1,576,962	338,676	-	78,864	1,994,502
Cordillera Administrative Region	721,166	192,020	-	83,058	996,244	721,072	184,639	-	60,519	966,230
Region II	1,252,731	243,666	-	109,592	1,605,989	1,242,782	243,339	-	47,297	1,533,418

Note: Differences between the totals and the sum of components are due to rounding-off.

STATEMENT OF APPROPRIATIONS, ALLOTMENTS, OBLIGATIONS AND DISBURSEMENTS

Statement C

By Department, By Region, By Allotment Class

For Fiscal Year 2014

(in thousand pesos)

Particulars	Obligations					Disbursements				
	PS	MOOE	FE	CO	Total	PS	MOOE	FE	CO	Total
Region III	2,097,702	649,448		211,676	2,958,827	2,084,205	625,037		144,920	2,854,162
Region IV-A	1,048,081	464,367		58,734	1,571,183	1,043,278	444,665		24,404	1,512,348
Region IV-B	700,436	318,652		35,674	1,054,762	689,267	299,745		15,472	1,004,484
Region V	1,393,951	475,431		128,887	1,998,269	1,355,991	453,166		38,699	1,847,857
Region VI	1,940,977	496,017		31,558	2,468,553	1,929,403	492,280		10,016	2,431,699
Region VII	777,445	337,975		150,152	1,265,572	772,714	321,454		23,574	1,117,742
Region VIII	1,736,036	397,005		316,766	2,449,807	1,710,645	369,763		158,677	2,239,085
Region IX	689,480	225,290		12,780	927,550	680,085	207,649		5,097	892,831
Region X	1,115,892	381,240		109,660	1,606,793	1,113,731	347,652		45,605	1,506,988
Region XI	369,559	215,455		86,777	671,792	369,395	197,613		30,537	597,545
Region XII	601,369	200,911		65,100	867,379	596,852	200,571		50,464	847,888
Region XIII	344,504	204,486		18,236	567,226	342,777	190,546		6,941	540,264
Autonomous Region in Muslim Mindanao	2,457,807	386,943		30,220	2,874,969	2,442,591	236,982		27,698	2,707,271
DEPARTMENT OF ENERGY	355,495	532,049	-	15,888	903,432	328,488	291,695	-	8,903	629,086
National Capital Region	355,495	532,049		15,888	903,432	328,488	291,695		8,903	629,086
DEPARTMENT OF ENVIRONMENT AND NATURAL RESOURCES	7,910,847	8,673,690	-	7,133,594	23,718,131	7,220,666	6,782,022	-	5,358,823	19,361,512
National Capital Region	1,484,792	4,134,269		1,386,114	7,005,175	1,397,452	3,483,527		1,143,986	6,024,965
Region I	329,408	194,850		264,087	788,345	298,853	134,388		124,661	557,903
Cordillera Administrative Region	460,201	284,798		319,233	1,064,232	457,505	216,948		274,337	948,790
Region II	659,328	238,534		351,172	1,249,034	634,291	199,477		191,656	1,025,424
Region III	507,351	419,889		399,677	1,326,917	493,907	339,546		322,329	1,155,782
Region IV-A	479,567	476,934		610,125	1,566,627	431,895	375,287		495,358	1,302,539
Region IV-B	447,662	301,022		372,578	1,121,262	421,960	233,711		339,661	995,332
Region V	359,580	395,521		416,270	1,171,371	349,983	203,738		272,535	826,256
Region VI	426,706	329,182		337,310	1,093,198	412,502	285,021		214,315	911,838
Region VII	317,588	320,836		375,628	1,014,053	306,799	246,537		279,816	833,152
Region VIII	437,159	251,508		566,167	1,254,835	432,988	201,359		433,580	1,067,927
Region IX	402,967	265,844		429,053	1,097,864	398,678	230,037		372,316	1,001,031
Region X	428,392	264,637		322,215	1,015,244	411,804	219,224		282,135	913,164

Note: Differences between the totals and the sum of components are due to rounding-off.

STATEMENT OF APPROPRIATIONS, ALLOTMENTS, OBLIGATIONS AND DISBURSEMENTS

Statement C

By Department, By Region, By Allotment Class

For Fiscal Year 2014

(in thousand pesos)

Particulars	Obligations					Disbursements				
	PS	MOOE	FE	CO	Total	PS	MOOE	FE	CO	Total
Region XI	448,647	244,519		336,271	1,029,437	426,350	156,868		299,865	883,084
Region XII	392,881	269,716		311,587	974,184	59,133	47,115		78,333	184,581
Region XIII	328,617	281,631		336,106	946,354	286,566	209,238		233,941	729,744
DEPARTMENT OF FINANCE	7,022,212	120,539,315	664,822	3,947,624	132,173,973	6,594,781	89,606,829	632,366	3,178,248	100,012,225
National Capital Region	4,672,422	119,626,725	664,692	3,910,680	128,874,519	4,302,290	88,822,808	632,239	3,151,817	96,909,154
Region I	169,094	96,777	6	948	266,825	168,472	69,870	6	608	238,956
Cordillera Administrative Region	111,895	38,952	-	196	151,043	109,441	35,309	-	163	144,913
Region II	122,541	41,801	10	976	165,327	118,128	40,675	10	924	159,737
Region III	217,145	108,757	100	1,621	327,624	207,043	101,664	100	1,112	309,919
Region IV-A	288,697	98,089	-	653	387,439	284,491	77,099	-	606	362,196
Region IV-B	11,751	3,112	-	-	14,863	11,726	2,924	-	-	14,650
Region V	156,127	48,268	7	1,489	205,890	148,487	36,065	5	1,101	185,658
Region VI	261,773	97,867	-	494	360,134	254,254	89,568	-	319	344,142
Region VII	201,033	61,242	-	2,256	264,531	197,800	56,022	-	901	254,723
Region VIII	147,112	46,127	-	482	193,721	143,292	40,568	-	137	183,997
Region IX	128,385	44,244	-	317	172,946	124,115	28,824	-	119	153,059
Region X	165,726	63,864	-	2,806	232,396	162,736	60,107	-	1,274	224,118
Region XI	135,034	71,933	7	24,345	231,318	132,063	62,966	7	18,807	213,843
Region XII	135,265	56,946	-	44	192,254	132,412	51,611	-	44	184,067
Region XIII	98,213	34,611	-	317	133,141	98,032	30,747	-	315	129,094
DEPARTMENT OF FOREIGN AFFAIRS	6,250,610	6,542,845	14,884	562,822	13,371,161	5,746,291	4,896,135	11,828	372,453	11,026,707
National Capital Region	6,250,610	6,542,845	14,884	562,822	13,371,161	5,746,291	4,896,135	11,828	372,453	11,026,707
DEPARTMENT OF HEALTH	13,530,335	20,109,309	-	10,949,508	44,589,152	12,778,785	13,246,788	-	3,093,183	29,118,756
National Capital Region	5,740,173	10,970,664		5,096,918	21,807,755	5,363,573	6,243,691		739,523	12,346,787
Region I	658,991	642,216		135,117	1,436,323	584,442	579,892		114,389	1,278,723
Cordillera Administrative Region	567,625	455,762		122,550	1,145,937	558,517	404,083		58,515	1,021,115
Region II	526,777	490,744		391,113	1,408,635	508,405	424,807		117,035	1,050,247
Region III	696,151	818,540		540,983	2,055,674	653,496	524,563		278,233	1,456,292

Note: Differences between the totals and the sum of components are due to rounding-off.

STATEMENT OF APPROPRIATIONS, ALLOTMENTS, OBLIGATIONS AND DISBURSEMENTS

Statement C

By Department, By Region, By Allotment Class

For Fiscal Year 2014

(in thousand pesos)

Particulars	Obligations					Disbursements				
	PS	MOOE	FE	CO	Total	PS	MOOE	FE	CO	Total
Region IV-A	296,939	806,205		453,129	1,556,273	295,756	625,498		344,699	1,265,954
Region IV-B	165,785	461,225		274,708	901,717	160,256	408,348		124,793	693,398
Region V	725,332	744,974		466,175	1,936,482	692,972	506,211		204,128	1,403,310
Region VI	623,534	780,961		674,826	2,079,321	616,529	568,081		139,724	1,324,334
Region VII	747,377	886,222		823,840	2,457,439	744,775	726,673		214,816	1,686,265
Region VIII	379,299	693,837		607,795	1,680,931	321,504	545,193		257,982	1,124,679
Region IX	434,755	179,457		9,618	623,830	385,171	136,258		116	521,545
Region X	551,779	731,640		477,657	1,761,077	501,370	397,531		138,509	1,037,411
Region XI	836,468	602,628		679,447	2,118,544	827,266	412,068		243,075	1,482,409
Region XII	291,477	457,855		56,864	806,197	291,335	362,254		52,942	706,531
Region XIII	287,873	386,380		138,766	813,018	273,418	381,635		64,703	719,756
DEPARTMENT OF THE INTERIOR AND LOCAL GOVERNMENT	118,788,017	19,440,716	-	4,808,137	143,036,870	114,624,348	17,918,990	-	4,443,961	136,987,299
National Capital Region	113,087,291	6,532,267	-	3,146,214	122,765,772	108,974,996	6,127,042	-	3,012,329	118,114,366
Region I	393,585	588,108	-	3,448	985,141	384,391	526,021	-	2,580	912,992
Cordillera Administrative Region	339,316	500,459	-	12,799	852,574	332,097	476,239	-	4,922	813,259
Region II	243,108	404,708	-	10,214	658,031	238,301	365,483	-	6,065	609,849
Region III	340,988	683,675	-	3,463	1,028,126	338,791	611,601	-	1,265	951,656
Region IV-A	576,497	807,137	-	6,712	1,390,346	569,612	764,917	-	2,626	1,337,155
Region IV-B	342,084	432,638	-	31,396	806,118	339,615	422,900	-	27,527	790,042
Region V	430,128	591,346	-	9,299	1,030,773	430,128	574,367	-	3,484	1,007,979
Region VI	371,609	933,712	-	203,074	1,508,395	362,060	829,701	-	191,237	1,382,998
Region VII	448,187	3,480,809	-	104,254	4,033,250	447,573	3,264,101	-	78,461	3,790,135
Region VIII	281,833	729,543	-	1,194,259	2,205,634	281,390	609,281	-	1,089,490	1,980,162
Region IX	341,875	695,581	-	7,688	1,045,144	340,042	681,203	-	5,333	1,026,578
Region X	430,119	641,167	-	20,771	1,092,057	429,754	519,225	-	8,445	957,424
Region XI	345,829	531,335	-	12,403	889,567	341,635	491,151	-	4,323	837,109
Region XII	373,266	799,877	-	5,762	1,178,904	373,266	609,125	-	1,627	984,017
Region XIII	258,696	786,275	-	14,582	1,059,553	258,238	766,568	-	3,253	1,028,060
Autonomous Region in Muslim Mindanao	183,605	302,080	-	21,800	507,485	182,459	280,064	-	995	463,518

Note: Differences between the totals and the sum of components are due to rounding-off.

STATEMENT OF APPROPRIATIONS, ALLOTMENTS, OBLIGATIONS AND DISBURSEMENTS

Statement C

By Department, By Region, By Allotment Class

For Fiscal Year 2014

(in thousand pesos)

Particulars	Obligations					Disbursements				
	PS	MOOE	FE	CO	Total	PS	MOOE	FE	CO	Total
DEPARTMENT OF JUSTICE	7,060,796	2,907,248	-	300,693	10,268,738	6,960,052	2,478,921	-	49,200	9,488,173
National Capital Region	6,510,997	2,437,401	-	296,969	9,245,368	6,417,666	2,035,776	-	45,476	8,498,918
Region I	28,487	3,606	-	931	33,024	28,487	3,606	-	931	33,024
Cordillera Administrative Region	16,691	1,989	-	-	18,681	16,208	1,639	-	-	17,847
Region II	20,051	2,309	-	931	23,291	20,036	2,309	-	931	23,276
Region III	37,505	4,597	-	-	42,103	37,505	4,597	-	-	42,103
Region IV-A	52,958	7,752	-	-	60,710	52,958	7,752	-	-	60,710
Region IV-B	61,159	157,167	-	-	218,325	58,184	132,010	-	-	190,194
Region V	24,935	2,183	-	931	28,049	24,935	2,098	-	931	27,964
Region VI	34,738	5,925	-	931	41,594	34,738	5,925	-	931	41,594
Region VII	45,164	5,327	-	-	50,491	44,187	5,327	-	-	49,513
Region VIII	52,038	50,144	-	-	102,183	52,038	49,037	-	-	101,076
Region IX	35,584	55,351	-	-	90,935	35,584	55,351	-	-	90,935
Region X	26,179	3,127	-	-	29,306	26,085	3,127	-	-	29,212
Region XI	85,808	164,837	-	-	250,645	83,193	164,834	-	-	248,028
Region XII	14,942	3,530	-	-	18,472	14,689	3,530	-	-	18,219
Region XIII	13,559	2,003	-	-	15,562	13,559	2,003	-	-	15,562
DEPARTMENT OF LABOR AND EMPLOYMENT	4,341,685	7,953,817	-	134,518	12,430,020	4,243,123	7,161,743	-	108,310	11,513,176
National Capital Region	2,076,608	2,290,223	-	73,141	4,439,972	2,010,195	1,865,169	-	63,412	3,938,777
Region I	147,493	297,374	-	1,388	446,255	144,450	296,666	-	1,175	442,291
Cordillera Administrative Region	100,774	164,507	-	4,750	270,031	99,816	163,656	-	4,750	268,221
Region II	166,048	209,545	-	2,159	377,752	164,656	209,078	-	2,159	375,893
Region III	173,182	526,523	-	1,193	700,898	172,075	441,312	-	1,193	614,580
Region IV-A	182,039	567,143	-	1,069	750,252	179,940	536,879	-	1,069	717,889
Region IV-B	101,497	264,742	-	4,381	370,620	101,287	260,536	-	4,381	366,204
Region V	184,191	344,854	-	100	529,145	184,137	275,382	-	100	459,619
Region VI	213,635	729,721	-	3,649	947,005	213,282	727,193	-	3,649	944,124
Region VII	150,258	681,397	-	145	831,800	140,317	636,300	-	145	776,761
Region VIII	200,000	572,201	-	25,884	798,086	195,825	543,048	-	14,663	753,536
Region IX	121,418	237,718	-	1,137	360,272	118,393	234,936	-	1,137	354,466
Region X	153,013	371,605	-	5,377	529,995	153,003	320,247	-	332	473,582

Note: Differences between the totals and the sum of components are due to rounding-off.

STATEMENT OF APPROPRIATIONS, ALLOTMENTS, OBLIGATIONS AND DISBURSEMENTS

Statement C

By Department, By Region, By Allotment Class

For Fiscal Year 2014

(in thousand pesos)

Particulars	Obligations					Disbursements				
	PS	MOOE	FE	CO	Total	PS	MOOE	FE	CO	Total
Region XI	157,175	286,193	-	2,948	446,316	153,443	271,716	-	2,948	428,108
Region XII	108,781	203,895	-	3,432	316,108	108,781	203,895	-	3,432	316,108
Region XIII	105,573	206,176	-	3,765	315,514	103,522	175,729	-	3,765	283,016
DEPARTMENT OF NATIONAL DEFENSE	105,756,539	21,230,073	-	11,070,818	138,057,430	102,326,721	16,609,313	-	10,124,064	129,060,097
National Capital Region	105,061,313	20,469,105	-	11,030,297	136,560,714	101,635,296	15,964,815	-	10,097,640	127,697,751
Cordillera Administrative Region	475,677	133,911	-	498	610,087	472,401	113,281	-	-	585,682
Region III	219,549	627,057	-	40,023	886,629	219,023	531,217	-	26,424	776,664
DEPARTMENT OF PUBLIC WORKS AND HIGHWAYS	6,681,192	11,349,247	-	168,714,182	186,744,620	6,350,173	6,955,585	-	82,090,015	95,395,773
National Capital Region	993,216	2,290,669	-	24,271,387	27,555,272	961,008	1,311,276	-	7,758,976	10,031,260
Region I	345,478	531,676	-	6,513,210	7,390,364	332,332	352,359	-	3,681,440	4,366,131
Cordillera Administrative Region	331,146	500,766	-	8,909,113	9,741,025	318,329	281,773	-	3,954,275	4,554,377
Region II	369,987	528,284	-	7,295,889	8,194,160	350,260	370,816	-	4,486,419	5,207,496
Region III	495,561	752,495	-	10,248,729	11,496,785	481,951	474,207	-	5,965,817	6,921,976
Region IV-A	475,919	835,952	-	12,953,754	14,265,625	445,512	448,850	-	6,532,032	7,426,393
Region IV-B	353,666	595,845	-	7,636,550	8,586,061	340,781	345,595	-	3,280,758	3,967,134
Region V	448,493	621,432	-	11,429,289	12,499,214	418,652	412,864	-	4,930,582	5,762,098
Region VI	434,199	693,722	-	12,636,618	13,764,538	392,667	485,726	-	6,048,580	6,926,973
Region VII	422,983	653,989	-	10,425,040	11,502,011	413,802	391,878	-	4,846,810	5,652,490
Region VIII	422,812	675,504	-	9,725,271	10,823,587	408,911	441,630	-	4,937,935	5,788,476
Region IX	302,293	390,231	-	8,531,002	9,223,526	282,546	247,656	-	5,030,494	5,560,696
Region X	372,700	530,715	-	13,414,410	14,317,825	342,061	352,989	-	6,712,258	7,407,308
Region XI	318,331	736,775	-	11,109,440	12,164,545	305,855	411,147	-	6,529,937	7,246,939
Region XII	281,113	527,223	-	6,785,569	7,593,905	268,251	275,011	-	3,912,390	4,455,652
Region XIII	313,295	483,971	-	6,828,911	7,626,177	287,255	351,808	-	3,481,310	4,120,373
DEPARTMENT OF SCIENCE AND TECHNOLOGY	3,195,448	8,074,984	1	1,355,158	12,625,591	3,047,422	7,672,456	1	738,677	11,458,555
National Capital Region	2,228,976	5,477,772	-	1,056,520	8,763,269	2,102,954	5,167,851	-	567,513	7,838,319
Region I	43,700	77,253	-	13,945	134,898	43,700	76,602	-	10,111	130,413

Note: Differences between the totals and the sum of components are due to rounding-off.

STATEMENT OF APPROPRIATIONS, ALLOTMENTS, OBLIGATIONS AND DISBURSEMENTS

Statement C

By Department, By Region, By Allotment Class

For Fiscal Year 2014

(in thousand pesos)

Particulars	Obligations					Disbursements				
	PS	MOOE	FE	CO	Total	PS	MOOE	FE	CO	Total
Cordillera Administrative Region	53,012	68,983		35,070	157,065	52,061	58,206		11,149	121,417
Region II	48,626	88,193		21,296	158,116	48,626	87,666		21,296	157,588
Region III	48,843	80,850		22,884	152,577	48,401	71,456		14,320	134,177
Region IV-A	348,812	1,503,719	1	41,532	1,894,064	335,635	1,474,694	1	34,681	1,845,010
Region IV-B	15,210	50,469			65,679	15,207	50,397			65,603
Region V	60,193	70,105		9,663	139,961	60,154	66,249		9,430	135,834
Region VI	59,977	99,361		16,788	176,125	59,929	93,141		876	153,946
Region VII	47,313	90,806		1,949	140,069	41,513	82,196		1,499	125,208
Region VIII	63,845	80,493		58,499	202,836	63,845	78,611		13,761	156,216
Region IX	17,265	78,734			95,999	17,265	78,588			95,853
Region X	52,185	75,500		16,585	144,270	51,868	73,294		8,947	134,109
Region XI	56,075	82,273		11,373	149,720	55,956	77,485		10,319	143,760
Region XII	29,679	87,702		48,842	166,224	29,650	85,199		34,656	149,506
Region XIII	21,736	62,771		212	84,719	20,659	50,820		117	71,596
DEPARTMENT OF SOCIAL WELFARE AND DEVELOPMENT	3,506,736	81,540,926	549,761	241,565	85,838,988	2,883,842	61,559,095	183,075	16,829	64,642,840
National Capital Region	767,536	52,433,153	428,112	182,040	53,810,841	608,919	43,984,624	89,528	8,387	44,691,458
Region I	138,924	1,037,140	1,992	1,136	1,179,192	107,948	952,138	1,992	47	1,062,124
Cordillera Administrative Region	93,333	558,539	929	3,628	656,428	86,740	498,198	756	-	585,695
Region II	101,729	894,398	2,202	875	999,205	95,793	864,110	2,202	45	962,150
Region III	194,966	1,269,646	969	1,188	1,466,770	118,235	1,196,563	935	1,045	1,316,779
Region IV-A	193,268	1,438,299	1,625	3,278	1,636,470	177,335	1,263,743	1,625	777	1,443,481
Region IV-B	132,316	886,582	6,726	1,913	1,027,538	114,852	568,870	6,681	50	690,452
Region V	254,971	1,496,098	28,208	3,686	1,782,963	205,107	995,714	23,274	246	1,224,341
Region VI	218,941	4,899,275	17,386	12,930	5,148,533	180,318	2,838,899	15,233	1,453	3,035,904
Region VII	212,787	4,793,225	16,230	3,017	5,025,259	180,259	1,961,558	16,230	1,032	2,159,078
Region VIII	199,376	4,440,460	-	9,129	4,648,966	149,594	1,820,425	-	84	1,970,103
Region IX	256,008	1,656,854	6,517	3,985	1,923,364	202,909	865,659	4,305	47	1,072,921
Region X	217,316	1,196,193	15,489	3,652	1,432,650	196,902	947,532	9,321	76	1,153,830
Region XI	203,745	2,171,487	19,666	3,520	2,398,418	174,156	949,198	8,270	2,332	1,133,956
Region XII	176,289	1,399,730	-	3,428	1,579,448	161,660	1,178,920	-	1,035	1,341,615
Region XIII	145,230	969,845	3,708	4,159	1,122,944	123,116	672,944	2,722	172	798,954

Note: Differences between the totals and the sum of components are due to rounding-off.

STATEMENT OF APPROPRIATIONS, ALLOTMENTS, OBLIGATIONS AND DISBURSEMENTS

Statement C

By Department, By Region, By Allotment Class

For Fiscal Year 2014

(in thousand pesos)

Particulars	Obligations					Disbursements				
	PS	MOOE	FE	CO	Total	PS	MOOE	FE	CO	Total
DEPARTMENT OF TOURISM	409,129	1,355,294	1,860	162,675	1,928,959	394,884	1,190,307	1,024	107,171	1,693,386
National Capital Region	332,067	1,061,696	1,860	79,249	1,474,873	320,646	914,271	1,024	38,086	1,274,026
Region I	8,096	18,457	-	4,632	31,185	7,208	18,457	-	4,632	30,298
Cordillera Administrative Region	5,952	15,575	-	7,866	29,393	5,952	15,481	-	5,972	27,405
Region II	5,429	9,501	-	4,158	19,088	5,418	9,498	-	2,921	17,837
Region III	5,588	11,685	-	-	17,273	5,262	11,685	-	-	16,947
Region IV-A	7,773	16,288	-	8,145	32,206	7,773	16,288	-	-	24,061
Region IV-B	-	9,928	-	970	10,898	-	9,928	-	970	10,898
Region V	5,357	45,215	-	-	50,572	5,357	42,727	-	-	48,085
Region VI	4,935	30,482	-	20,972	56,389	4,935	29,977	-	20,972	55,884
Region VII	5,998	24,902	-	9,761	40,661	5,657	17,461	-	9,761	32,879
Region VIII	5,181	21,798	-	10,702	37,681	4,639	21,440	-	9,352	35,432
Region IX	5,139	9,446	-	372	14,958	5,139	9,446	-	372	14,958
Region X	4,574	15,307	-	4,453	24,334	4,574	15,307	-	2,738	22,619
Region XI	4,207	27,019	-	-	31,226	3,580	26,489	-	-	30,069
Region XII	4,723	11,816	-	11,395	27,933	4,702	11,704	-	11,395	27,801
Region XIII	4,112	26,178	-	-	30,289	4,042	20,147	-	-	24,189
DEPARTMENT OF TRADE AND INDUSTRY	1,542,134	2,142,825	7	228,171	3,913,137	1,340,877	1,851,669	2	114,217	3,306,763
National Capital Region	776,761	1,168,932	7	51,986	1,997,686	620,230	957,442	2	20,807	1,598,481
Region I	44,920	70,823	-	399	116,142	43,203	70,679	-	399	114,282
Cordillera Administrative Region	56,024	44,713	-	16,850	117,587	53,437	42,069	-	11,999	107,505
Region II	52,600	67,422	-	-	120,021	44,029	67,051	-	-	111,080
Region III	70,769	45,399	-	41,854	158,022	67,440	41,927	-	9,831	119,198
Region IV-A	55,612	60,983	-	12,380	128,975	51,389	42,313	-	5,451	99,152
Region IV-B	33,742	51,806	-	10,022	95,570	33,742	38,982	-	8,156	80,880
Region V	59,183	63,496	-	17,325	140,005	56,620	62,482	-	7,318	126,421
Region VI	50,325	93,248	-	13,076	156,650	46,463	84,703	-	10,592	141,758
Region VII	54,224	72,011	-	4,141	130,376	54,112	65,642	-	4,141	123,895
Region VIII	41,012	55,775	-	15,058	111,845	39,517	46,661	-	927	87,104
Region IX	60,756	42,062	-	-	102,818	49,860	33,746	-	-	83,606

Note: Differences between the totals and the sum of components are due to rounding-off.

STATEMENT OF APPROPRIATIONS, ALLOTMENTS, OBLIGATIONS AND DISBURSEMENTS

Statement C

By Department, By Region, By Allotment Class

For Fiscal Year 2014

(in thousand pesos)

Particulars	Obligations					Disbursements				
	PS	MOOE	FE	CO	Total	PS	MOOE	FE	CO	Total
Region X	31,853	61,124		737	93,715	31,120	60,888		697	92,705
Region XI	60,635	55,274		11,705	127,614	59,832	50,493		6,777	117,101
Region XII	48,619	68,940		13,369	130,928	46,827	65,775		13,355	125,957
Region XIII	45,099	120,816		19,268	185,182	43,056	120,816		13,767	177,639
DEPARTMENT OF TRANSPORTATION AND COMMUNICATIONS	5,856,622	14,749,518	-	13,522,569	34,128,709	5,738,756	10,418,589	-	3,064,438	19,221,783
National Capital Region	5,068,992	14,168,835	-	13,490,219	32,728,046	4,979,443	9,864,695	-	3,038,834	17,882,971
Region I	66,015	47,013	-	4,536	117,563	60,854	45,039	-	4,096	109,989
Cordillera Administrative Region	30,563	19,327	-	244	50,133	30,366	19,130	-	244	49,739
Region II					-	45,633	27,208	-	24	72,866
Region III	46,150	29,261	-	62	75,472	78,734	50,728	-	2,664	132,126
Region IV-A	81,258	58,127	-	2,774	142,159	101,716	75,957	-	3,835	181,508
Region IV-B	104,796	77,896	-	6,697	189,390					-
Region V	48,718	30,218	-	3,737	82,672	48,718	30,140	-	3,737	82,594
Region VI	72,160	43,750	-	3,221	119,131	69,348	43,514	-	3,184	116,046
Region VII	60,419	54,799	-	1,503	116,722	60,044	49,929	-	434	110,407
Region VIII	58,820	50,211	-	1,678	110,709	58,672	50,179	-	1,612	110,464
Region IX	47,838	37,381	-	2,428	87,647	46,606	36,963	-	2,422	85,991
Region X	47,993	36,847	-	726	85,566	42,370	34,466	-	561	77,396
Region XI	47,589	34,766	-	2,933	85,288	43,346	32,008	-	980	76,334
Region XII	44,739	35,379	-	1,617	81,734	42,333	33,933	-	1,617	77,883
Region XIII	30,573	25,709	-	195	56,476	30,573	24,700	-	195	55,468
NATIONAL ECONOMIC AND DEVELOPMENT AUTHORITY	1,551,049	1,581,121	34	189,715	3,321,919	1,487,921	1,533,555	33	106,038	3,127,546
National Capital Region	816,058	982,881	34	57,552	1,856,524	760,303	944,161	33	50,208	1,754,705
Region I	52,942	37,899	-	1,723	92,563	52,942	37,498	-	1,723	92,163
Cordillera Administrative Region	46,092	42,355	-	3,952	92,398	45,950	38,322	-	3,651	87,923
Region II	41,284	29,655	-	11,187	82,126	40,937	29,272	-	6,969	77,178
Region III	59,765	44,362	-	952	105,080	58,977	44,298	-	952	104,228
Region IV-A	55,213	56,578	-	13,800	125,591	54,558	56,578	-	2,696	113,831
Region IV-B	37,535	32,993	-	800	71,328	36,976	32,795	-	800	70,571

Note: Differences between the totals and the sum of components are due to rounding-off.

STATEMENT OF APPROPRIATIONS, ALLOTMENTS, OBLIGATIONS AND DISBURSEMENTS

Statement C

By Department, By Region, By Allotment Class

For Fiscal Year 2014

(in thousand pesos)

Particulars	Obligations					Disbursements				
	PS	MOOE	FE	CO	Total	PS	MOOE	FE	CO	Total
Region V	50,051	34,147	-	5,800	89,997	49,251	33,502	-	5,300	88,053
Region VI	57,611	35,829	-	6,020	99,461	57,372	35,305	-	5,108	97,784
Region VII	55,045	53,710	-	800	109,554	54,130	53,531	-	500	108,161
Region VIII	50,459	51,483	-	31,076	133,019	50,049	49,713	-	19,012	118,773
Region IX	39,333	32,121	-	1,895	73,349	39,333	32,121	-	1,895	73,349
Region X	53,713	33,500	-	1,985	89,198	52,024	33,435	-	1,349	86,807
Region XI	42,933	37,467	-	4,639	85,039	42,933	37,251	-	2,200	82,384
Region XII	41,824	27,630	-	41,890	111,345	41,209	27,301	-	1,890	70,400
Region XIII	35,219	26,860	-	5,645	67,724	35,008	26,821	-	1,785	63,614
Autonomous Region in Muslim Mindanao	15,970	21,652	-	-	37,622	15,970	21,652	-	-	37,622
PRESIDENTIAL COMMUNICATIONS										
OPERATIONS OFFICE	631,478	597,200	-	213,580	1,442,259	628,658	518,777	-	83,686	1,231,121
National Capital Region	631,478	597,200	-	213,580	1,442,259	628,658	518,777	-	83,686	1,231,121
OTHER EXECUTIVE OFFICES	4,180,441	8,492,115	1	631,503	13,304,059	4,108,503	5,990,365	1	343,612	10,442,481
National Capital Region	3,016,384	5,107,639	1	572,648	8,696,671	2,970,042	3,335,407	1	310,553	6,616,003
Region I	52,265	223,460	-	1,000	276,725	51,643	148,828	-	1,000	201,471
Cordillera Administrative Region	133,985	141,862	-	3,781	279,628	131,783	140,449	-	3,984	276,216
Region II	66,321	225,199	-	1,500	293,020	64,516	206,713	-	1,140	272,369
Region III	81,673	280,545	-	3,259	365,477	81,766	276,486	-	3,259	361,511
Region IV-A	118,054	264,031	-	4,842	386,928	115,377	237,476	-	4,842	357,695
Region IV-B	3,113	105,788	-	497	109,399	3,113	105,767	-	497	109,377
Region V	58,897	192,781	-	2,520	254,199	57,313	186,125	-	2,520	245,959
Region VI	67,406	326,925	-	2,750	397,081	67,087	261,836	-	2,750	331,673
Region VII	59,289	273,498	-	1,720	334,507	59,174	154,802	-	1,720	215,696
Region VIII	19,723	227,690	-	499	247,913	19,723	110,524	-	499	130,747
Region IX	96,023	201,648	-	1,497	299,168	95,966	125,804	-	1,440	223,210
Region X	98,173	296,687	-	2,841	397,701	98,173	148,623	-	2,759	249,555
Region XI	154,806	296,855	-	29,600	481,261	139,370	287,916	-	4,100	431,387
Region XII	97,670	231,921	-	1,500	331,091	97,584	168,025	-	1,500	267,109
Region XIII	56,659	95,583	-	1,049	153,292	55,871	95,583	-	1,049	152,504

Note: Differences between the totals and the sum of components are due to rounding-off.

STATEMENT OF APPROPRIATIONS, ALLOTMENTS, OBLIGATIONS AND DISBURSEMENTS

Statement C

By Department, By Region, By Allotment Class

For Fiscal Year 2014

(in thousand pesos)

Particulars	Obligations					Disbursements				
	PS	MOOE	FE	CO	Total	PS	MOOE	FE	CO	Total
AUTONOMOUS REGION IN MUSLIM MINDANAO	9,880,917	6,399,585	-	6,169,711	22,450,214	9,027,940	4,727,345	-	3,034,486	16,789,771
Autonomous Region in Muslim Mindanao	9,880,917	6,399,585	-	6,169,711	22,450,214	9,027,940	4,727,345	-	3,034,486	16,789,771
JOINT LEGISLATIVE-EXECUTIVE COUNCILS	1,948	374	-	1,289	3,611	1,948	347	-	1,289	3,584
National Capital Region	1,948	374	-	1,289	3,611	1,948	347	-	1,289	3,584
THE JUDICIARY	17,943,448	2,169,276	-	217,412	20,330,136	17,490,829	2,158,862	-	202,852	19,852,543
National Capital Region	17,943,448	2,169,276	-	217,412	20,330,136	17,490,829	2,158,862	-	202,852	19,852,543
CIVIL SERVICE COMMISSION	880,913	217,655	-	196,215	1,294,783	875,325	216,367	-	193,295	1,284,987
National Capital Region	424,721	182,835	-	139,162	746,717	421,692	181,754	-	136,242	739,688
Region I	28,602	2,205	-	3,000	33,807	28,602	2,205	-	3,000	33,807
Cordillera Administrative Region	27,601	1,687	-	-	29,287	27,601	1,687	-	-	29,287
Region II	28,836	2,573	-	3,000	34,409	28,836	2,573	-	3,000	34,409
Region III	33,861	3,977	-	3,500	41,338	33,861	3,977	-	3,500	41,338
Region IV-A	42,452	4,708	-	-	47,160	42,361	4,591	-	-	46,952
Region IV-B	-	-	-	-	-	-	-	-	-	-
Region V	32,988	2,334	-	-	35,322	32,988	2,334	-	-	35,322
Region VI	33,961	2,400	-	-	36,360	33,686	2,400	-	-	36,085
Region VII	30,017	2,209	-	-	32,226	30,017	2,209	-	-	32,226
Region VIII	23,963	1,586	-	-	25,549	21,768	1,496	-	-	23,264
Region IX	29,139	1,999	-	-	31,138	29,139	1,999	-	-	31,138
Region X	31,664	2,054	-	1,500	35,218	31,664	2,054	-	1,500	35,218
Region XI	31,719	2,406	-	-	34,125	31,719	2,406	-	-	34,125
Region XII	29,694	1,677	-	43,053	74,424	29,694	1,677	-	43,053	74,424
Region XIII	27,829	1,661	-	3,000	32,490	27,829	1,661	-	3,000	32,490
Autonomous Region in Muslim Mindanao	23,867	1,344	-	-	25,211	23,867	1,344	-	-	25,211

Note: Differences between the totals and the sum of components are due to rounding-off.

STATEMENT OF APPROPRIATIONS, ALLOTMENTS, OBLIGATIONS AND DISBURSEMENTS

Statement C

By Department, By Region, By Allotment Class

For Fiscal Year 2014

(in thousand pesos)

Particulars	Obligations					Disbursements				
	PS	MOOE	FE	CO	Total	PS	MOOE	FE	CO	Total
COMMISSION ON AUDIT	<u>7,750,178</u>	<u>467,985</u>	<u>5</u>	<u>316,281</u>	<u>8,534,449</u>	<u>7,743,836</u>	<u>464,307</u>	<u>5</u>	<u>277,666</u>	<u>8,485,814</u>
National Capital Region	7,750,178	346,904	5	255,375	8,352,462	7,743,836	345,069	5	254,470	8,343,380
Region I		6,679		8,338	15,017	-	6,679		6,830	13,509
Cordillera Administrative Region		7,824		8,521	16,345	-	7,824		5,211	13,035
Region II		6,970			6,970	-	6,970			6,970
Region III		7,862			7,862	-	7,862			7,862
Region IV-A		4,558		2,708	7,266	-	4,558		13	4,571
Region IV-B		3,026			3,026	-	3,026			3,026
Region V		7,182		137	7,319	-	6,164		137	6,300
Region VI		9,932		9,052	18,984	-	9,700			9,700
Region VII		11,879		1,753	13,632	-	11,879			11,879
Region VIII		8,019			8,019	-	7,597			7,597
Region IX		5,997		7,343	13,339	-	5,997		3,016	9,013
Region X		8,537		12,974	21,511	-	8,537		4,662	13,198
Region XI		9,690		9,647	19,337	-	9,690		3,153	12,843
Region XII		8,302		396	8,698	-	8,302		175	8,477
Region XIII		6,927		36	6,963	-	6,927			6,927
Autonomous Region in Muslim Mindanao		7,697			7,697	-	7,527			7,527
COMMISSION ON ELECTIONS	<u>2,196,596</u>	<u>3,057,940</u>	<u>-</u>	<u>184,636</u>	<u>5,439,172</u>	<u>2,139,133</u>	<u>262,997</u>	<u>-</u>	<u>82,649</u>	<u>2,484,779</u>
National Capital Region	2,196,596	3,057,940		184,636	5,439,172	2,139,133	262,997		82,649	2,484,779
OFFICE OF THE OMBUDSMAN	<u>1,452,980</u>	<u>247,890</u>	<u>7</u>	<u>86,581</u>	<u>1,787,458</u>	<u>1,445,516</u>	<u>202,221</u>	<u>7</u>	<u>56,670</u>	<u>1,704,414</u>
National Capital Region	1,187,134	193,917		81,875	1,462,925	1,182,573	150,379		52,051	1,385,003
Region IV-A	105,514	13,191			118,705	105,514	13,051			118,565
Region VII	101,256	21,384		2,265	124,905	98,352	19,392		2,178	119,922
Region XI	59,077	19,398	7	2,441	80,923	59,077	19,398	7	2,441	80,923
COMMISSION ON HUMAN RIGHTS	<u>272,099</u>	<u>87,847</u>	<u>-</u>	<u>11,384</u>	<u>371,330</u>	<u>256,591</u>	<u>57,634</u>	<u>-</u>	<u>5,429</u>	<u>319,653</u>
National Capital Region	272,099	87,847		11,384	371,330	256,591	57,634		5,429	319,653

Note: Differences between the totals and the sum of components are due to rounding-off.

STATEMENT OF APPROPRIATIONS, ALLOTMENTS, OBLIGATIONS AND DISBURSEMENTS

Statement C

By Department, By Region, By Allotment Class

For Fiscal Year 2014

(in thousand pesos)

Particulars	Obligations					Disbursements				
	PS	MOOE	FE	CO	Total	PS	MOOE	FE	CO	Total
METROPOLITAN MANILA										
DEVELOPMENT AUTHORITY	74,745	1,399,295	-	782,137	2,256,177	74,745	1,336,346	-	229,830	1,640,921
National Capital Region	74,745	1,399,295		782,137	2,256,177	74,745	1,336,346		229,830	1,640,921
DEPARTMENT OF BUDGET AND MANAGEMENT										
SPECIAL PURPOSE FUNDS										
FOR LGUs)	2,318,735	347,356,055	-	7,575	349,682,365	2,318,729	347,160,586	-	3,788	349,483,103
National Capital Region	2,185,198	24,482,219	-	-	26,667,417	2,185,198	24,452,219	-	-	26,637,417
Region I	3,437	19,125,431	-	-	19,128,868	3,437	19,125,431	-	-	19,128,868
Cordillera Administrative Region	8,517	10,627,141	-	-	10,635,658	8,517	10,616,241	-	-	10,624,758
Region II	1,740	17,716,749	-	-	17,718,489	1,740	17,716,749	-	-	17,718,489
Region III	19,912	32,606,032	-	-	32,625,943	19,912	32,601,041	-	-	32,620,952
Region IV-A	11,194	37,791,702	-	-	37,802,896	11,194	37,786,702	-	-	37,797,896
Region IV-B	8,645	15,042,301	-	-	15,050,946	8,645	15,022,301	-	-	15,030,946
Region V	3,211	21,469,641	-	-	21,472,852	3,211	21,425,779	-	-	21,428,990
Region VI	9,865	28,446,341	-	-	28,456,206	9,865	28,446,341	-	-	28,456,206
Region VII	33,894	24,438,988	-	-	24,472,881	33,894	24,408,988	-	-	24,442,881
Region VIII	3,154	21,339,865	-	-	21,343,020	3,154	21,319,528	-	-	21,322,682
Region IX	3,292	20,372,326	-	-	20,375,618	3,292	20,372,326	-	-	20,375,618
Region X	583	18,481,324	-	7,575	18,489,482	577	18,481,145	-	3,788	18,485,510
Region XI	15,902	16,401,103	-	-	16,417,004	15,902	16,380,903	-	-	16,396,805
Region XII	8,573	24,939,445	-	-	24,948,018	8,573	24,939,445	-	-	24,948,018
Region XIII	1,618	14,075,447	-	-	14,077,066	1,618	14,065,447	-	-	14,067,066
DEPARTMENT OF FINANCE										
(DEBT SERVICE)	-	-	320,417,750	221,492,551	541,910,300	-	-	320,417,750	221,492,551	541,910,300
National Capital Region			320,417,750	221,492,551	541,910,300			320,417,750	221,492,551	541,910,300

* - includes Allocations to LGUs (Internal Revenue Allotment, Shares from National Wealth, ECOZONES and Tobacco Taxes, LGSF), NDRRMF, MPBF and Pension Gratuity Fund administered by DBM.

Note: Differences between the totals and the sum of components are due to rounding-off.

Statement D

**Statement of Appropriations,
Allotments, Obligations,
and
Disbursements**

(By Department/Office/Agency/Province/City)

NATIONAL GOVERNMENT OF THE REPUBLIC OF THE PHILIPPINES
Statement of Appropriations, Allotments, Obligations, Disbursements and Balances

Statement D

By Department/Office/Agency/Province/City
 For Fiscal Year 2014
 (in thousand pesos)

Particulars	Appropriations Total	Allotments Total	Obligations					Disbursements					Unreleased Appropriations	Unobligated Allotments	Unpaid Obligations
			1st Qtr	2nd Qtr	3rd Qtr	4th Qtr	Total	1st Qtr	2nd Qtr	3rd Qtr	4th Qtr	Total			
Regional Office I	564,317	564,317	59,969	107,156	80,508	154,072	401,706	59,254	92,867	76,660	96,904	325,685	-	162,611	76,021
PS	228,740	228,740	41,458	38,019	29,871	37,576	146,924	41,319	37,824	29,572	36,657	145,372	-	81,816	1,552
MOOE	244,844	244,844	14,597	17,428	25,672	106,352	164,049	14,020	16,380	16,828	42,962	90,189	-	80,795	73,860
CO	90,733	90,733	3,915	51,709	24,966	10,143	90,733	3,915	38,664	30,260	17,285	90,125	-	<i>c</i>	608
Regional Office Proper	182,386	182,386	11,349	10,672	15,200	85,775	122,996	10,902	10,877	8,455	18,981	49,215	-	59,390	73,781
La Union															
PS	33,774	33,774	6,357	6,811	5,901	7,501	26,570	6,276	6,890	5,894	5,972	25,031	-	7,203	1,539
MOOE	148,612	148,612	4,992	3,861	9,299	78,273	96,425	4,625	3,987	2,562	13,010	24,184	-	52,186	72,242
PARO - Ilocos Norte	76,225	76,225	9,964	19,660	14,600	15,321	59,546	9,761	19,313	14,294	15,290	58,658	-	16,679	888
PS	42,393	42,393	7,557	6,634	4,652	7,123	25,966	7,499	6,482	4,185	7,788	25,953	-	16,426	13
MOOE	15,411	15,411	2,407	4,120	2,823	5,809	15,158	2,262	3,925	2,984	5,721	14,892	-	252	267
CO	18,421	18,421	-	8,906	7,125	2,390	18,421	-	8,906	7,125	1,781	17,813	-	<i>c</i>	608
PARO - Ilocos Sur	92,340	92,340	13,047	34,256	12,454	15,193	74,949	12,988	20,280	18,046	23,613	74,927	-	17,390	22
PS	55,022	55,022	10,739	9,857	9,363	7,952	37,911	10,739	9,857	9,363	7,952	37,911	-	17,111	-
MOOE	16,402	16,402	2,308	3,482	3,091	7,241	16,122	2,249	2,552	3,134	8,164	16,100	-	279	22
CO	20,916	20,916	-	20,916	-	-	20,916	-	7,871	5,549	7,496	20,916	-	-	-
PARO - La Union	92,809	92,809	14,384	23,249	14,856	19,991	72,479	14,377	23,077	13,416	20,279	71,149	-	20,329	1,331
PS	43,382	43,382	8,609	7,221	4,806	8,195	28,831	8,609	7,099	4,927	8,195	28,831	-	14,552	-
MOOE	19,783	19,783	1,859	2,752	4,928	4,467	14,006	1,853	2,703	3,619	4,501	12,675	-	5,778	1,331
CO	29,643	29,643	3,915	13,276	5,123	7,329	29,643	3,915	13,276	4,869	7,583	29,643	-	-	-
PARO - Pangasinan	120,559	120,559	11,226	19,320	23,398	17,792	71,736	11,226	19,320	22,450	18,741	71,736	-	48,823	<i>c</i>
PS	54,170	54,170	8,196	7,496	5,149	6,805	27,646	8,196	7,496	5,204	6,751	27,646	-	26,524	-
MOOE	44,636	44,636	3,030	3,213	5,532	10,563	22,337	3,030	3,213	4,529	11,566	22,337	-	22,299	<i>c</i>
CO	21,753	21,753	-	8,611	12,717	425	21,753	-	8,611	12,717	425	21,753	-	-	-
Regional Office - CAR	478,189	478,189	80,348	69,030	77,822	114,355	341,554	77,719	61,590	68,164	88,423	295,896	-	136,634	45,658
PS	225,834	225,834	58,981	38,239	40,659	25,671	163,551	57,493	39,727	40,659	25,671	163,551	-	62,283	-
MOOE	224,103	224,103	8,176	25,956	28,157	87,963	150,252	7,695	18,828	27,499	61,372	115,394	-	73,851	34,858
CO	28,251	28,251	13,190	4,835	9,006	721	27,751	12,531	3,035	6	1,380	16,951	-	500	10,800
Regional Office Proper	138,210	138,210	9,682	12,603	20,680	50,229	93,194	9,652	12,633	20,680	32,205	75,170	-	45,016	18,024
Baguio City															
PS	33,823	33,823	7,055	9,054	7,779	3,133	27,021	7,055	9,054	7,779	3,133	27,021	-	6,802	-
MOOE	104,388	104,388	2,627	3,549	12,902	47,096	66,173	2,597	3,579	12,902	29,072	48,150	-	38,214	18,024

Note: Differences between the totals and the sum of components are due to rounding-off.

NATIONAL GOVERNMENT OF THE REPUBLIC OF THE PHILIPPINES
Statement of Appropriations, Allotments, Obligations, Disbursements and Balances

Statement D

By Department/Office/Agency/Province/City
 For Fiscal Year 2014
 (in thousand pesos)

Particulars	Appropriations Total	Allotments Total	Obligations					Disbursements					Unreleased Appropriations	Unobligated Allotments	Unpaid Obligations
			1st Qtr	2nd Qtr	3rd Qtr	4th Qtr	Total	1st Qtr	2nd Qtr	3rd Qtr	4th Qtr	Total			
PARO - Abra	57,625	57,625	8,190	14,738	6,623	8,791	38,342	7,377	11,437	6,616	10,645	36,076	-	19,284	2,266
PS	37,843	37,843	6,914	7,658	5,731	5,306	25,609	6,134	8,438	5,731	5,306	25,609	-	12,234	-
MOOE	19,782	19,782	1,276	7,079	892	3,486	12,733	1,243	2,999	885	5,340	10,467	-	7,050	2,266
PARO - Apayao	39,914	39,914	5,803	7,994	6,003	14,172	33,972	5,569	8,227	6,003	6,177	25,977	-	5,942	7,995
PS	19,734	19,734	4,898	4,791	4,194	2,120	16,002	4,664	5,024	4,194	2,120	16,002	-	3,732	-
MOOE	20,180	20,180	905	3,203	1,809	12,053	17,970	905	3,203	1,809	4,058	9,975	-	2,210	7,995
PARO - Benguet	63,347	63,347	6,018	15,401	19,564	15,537	56,521	6,012	12,662	9,538	15,537	43,749	-	6,826	12,772
PS	27,705	27,705	5,403	9,315	6,412	6,575	27,704	5,403	9,315	6,412	6,575	27,704	-	c	-
MOOE	24,432	24,432	615	4,102	4,146	8,742	17,605	609	3,163	3,119	8,742	15,634	-	6,826	1,972
CO	11,211	11,211	-	1,985	9,006	221	11,211	-	185	6	221	411	-	-	10,800
PARO - Ifugao	55,070	55,070	18,116	15,737	6,696	8,708	49,257	16,923	16,271	6,696	8,716	48,606	-	5,813	651
PS	27,103	27,103	4,519	11,692	5,057	4,221	25,488	4,101	12,110	5,057	4,221	25,488	-	1,614	-
MOOE	11,928	11,928	407	1,195	1,639	4,487	7,729	292	1,311	1,639	3,836	7,078	-	4,199	651
CO	16,040	16,040	13,190	2,850	-	-	16,040	12,531	2,850	-	660	16,040	-	-	-
PARO - Kalinga	49,409	49,409	5,096	9,406	8,404	10,630	33,537	4,984	6,972	8,776	10,974	31,706	-	15,873	1,831
PS	21,708	21,708	4,145	4,766	6,103	4,193	19,207	4,088	4,823	6,103	4,193	19,207	-	2,501	-
MOOE	26,701	26,701	951	4,640	2,302	5,937	13,829	896	2,148	2,674	6,281	11,999	-	12,872	1,831
CO	1,000	1,000	-	-	-	500	500	-	-	-	500	500	-	500	-
PARO - Mountain Province	74,612	74,612	27,444	(6,850)	9,851	6,287	36,732	27,202	(6,612)	9,855	4,167	34,612	-	37,880	2,120
PS	57,920	57,920	26,048	(9,037)	5,384	123	22,519	26,048	(9,037)	5,384	123	22,519	-	35,401	-
MOOE	16,692	16,692	1,395	2,187	4,467	6,163	14,213	1,154	2,425	4,471	4,043	12,093	-	2,479	2,120
Regional Office II	761,384	761,384	79,221	107,229	86,516	188,956	461,922	76,562	94,917	83,875	134,068	389,423	-	299,462	72,499
PS	240,260	240,260	52,655	56,735	45,351	54,639	209,380	50,959	57,987	44,868	53,007	206,821	-	30,880	2,559
MOOE	455,350	455,350	26,566	50,494	41,165	83,778	202,004	25,603	36,931	39,007	62,253	163,793	-	253,346	38,210
CO	65,774	65,774	-	-	-	50,539	50,539	-	-	-	18,809	18,809	-	15,235	31,730
Regional Office Proper	158,715	158,715	14,864	14,994	11,202	29,404	70,464	14,213	14,976	11,353	22,021	62,563	-	88,251	7,901
Tuguegarao City															
PS	37,957	37,957	10,294	9,425	5,776	5,698	31,193	10,294	9,456	5,747	5,686	31,183	-	6,764	10
MOOE	120,759	120,759	4,570	5,570	5,426	23,706	39,271	3,919	5,520	5,607	16,335	31,380	-	81,487	7,891
PARO - Batanes	24,555	24,555	2,857	4,875	5,290	6,870	19,891	2,857	4,867	5,297	4,376	17,398	-	4,663	2,494
PS	19,462	19,462	2,357	4,666	4,854	3,827	15,704	2,357	4,658	4,862	3,827	15,704	-	3,758	-
MOOE	2,174	2,174	500	209	436	523	1,668	500	209	435	436	1,580	-	506	88
CO	2,919	2,919	-	-	-	2,519	2,519	-	-	-	113	113	-	400	2,406

Note: Differences between the totals and the sum of components are due to rounding-off.

NATIONAL GOVERNMENT OF THE REPUBLIC OF THE PHILIPPINES
Statement of Appropriations, Allotments, Obligations, Disbursements and Balances

Statement D

By Department/Office/Agency/Province/City
 For Fiscal Year 2014
 (in thousand pesos)

Particulars	Appropriations Total	Allotments Total	Obligations					Disbursements					Unreleased Appropriations	Unobligated Allotments	Unpaid Obligations
			1st Qtr	2nd Qtr	3rd Qtr	4th Qtr	Total	1st Qtr	2nd Qtr	3rd Qtr	4th Qtr	Total			
PARO - Cagayan	180,837	180,837	16,408	21,387	16,567	37,902	92,264	15,152	22,640	16,505	24,595	78,891	-	88,573	13,373
PS	55,608	55,608	12,129	15,597	9,686	8,937	46,348	11,049	16,677	9,686	8,933	46,344	-	9,260	4
MOOE	105,525	105,525	4,279	5,790	6,882	10,960	27,911	4,103	5,963	6,820	8,992	25,877	-	77,614	2,034
CO	19,705	19,705	-	-	-	18,005	18,005	-	-	-	6,670	6,670	-	1,700	11,335
PARO - Isabela	226,626	226,626	28,366	48,438	33,934	75,690	186,428	28,366	34,704	31,833	56,841	151,743	-	40,199	34,684
PS	65,045	65,045	14,953	15,394	13,026	21,671	65,045	14,953	15,394	13,026	20,508	63,881	-	-	1,164
MOOE	131,567	131,567	13,413	33,044	20,907	24,004	91,368	13,413	19,309	18,806	24,308	75,837	-	40,199	15,531
CO	30,015	30,015	-	-	-	30,015	30,015	-	-	-	12,025	12,025	-	-	17,990
PARO - Nueva Vizcaya	124,818	124,818	10,948	10,012	10,420	25,580	56,961	10,335	10,625	10,352	13,480	44,791	-	67,858	12,169
PS	37,676	37,676	8,426	5,742	5,404	7,556	27,128	7,815	6,353	5,395	6,184	25,747	-	10,548	1,381
MOOE	74,008	74,008	2,522	4,270	5,017	18,024	29,833	2,520	4,272	4,957	7,296	19,044	-	44,175	10,788
CO	13,135	13,135	-	-	-	-	-	-	-	-	-	-	-	13,135	-
PARO - Quirino	45,832	45,832	5,780	7,522	9,103	13,510	35,914	5,640	7,106	8,535	12,756	34,037	-	9,918	1,878
PS	24,515	24,515	4,497	5,910	6,606	6,949	23,963	4,492	5,449	6,153	7,868	23,963	-	552	-
MOOE	21,318	21,318	1,283	1,611	2,497	6,561	11,952	1,148	1,657	2,382	4,887	10,074	-	9,366	1,878
Regional Office III	886,116	886,116	106,967	113,736	154,444	273,150	648,297	106,872	109,813	107,597	220,714	544,995	-	237,819	103,302
PS	297,233	297,233	72,982	63,013	57,462	61,945	255,401	72,982	63,013	57,462	59,448	252,904	-	41,831	2,497
MOOE	588,007	588,007	33,985	49,914	96,983	211,138	392,020	33,891	45,991	50,135	161,198	291,215	-	195,988	100,805
CO	876	876	-	808	-	68	876	-	808	-	68	876	-	-	-
Regional Office Proper	307,708	307,708	12,767	11,449	60,435	155,096	239,747	12,672	11,544	17,287	116,861	158,365	-	67,961	81,382
Pampanga															
PS	31,849	31,849	7,458	6,210	6,013	6,549	26,230	7,458	6,210	6,013	6,254	25,935	-	5,619	295
MOOE	275,860	275,860	5,308	5,240	54,422	148,547	213,517	5,214	5,334	11,275	110,607	132,430	-	62,343	81,087
PARO - Aurora	43,911	43,911	9,655	8,546	7,652	12,072	37,924	9,655	8,546	7,652	11,503	37,356	-	5,987	568
PS	28,547	28,547	7,738	5,598	5,392	5,758	24,486	7,738	5,598	5,392	5,513	24,241	-	4,061	245
MOOE	15,364	15,364	1,917	2,948	2,260	6,314	13,439	1,917	2,948	2,260	5,991	13,115	-	1,926	323
PARO - Bataan	57,589	57,589	9,865	12,904	9,515	13,225	45,508	9,865	9,851	9,515	12,637	41,867	-	12,080	3,641
PS	30,720	30,720	7,593	5,952	5,794	7,100	26,439	7,593	5,952	5,794	6,885	26,224	-	4,280	215
MOOE	26,869	26,869	2,271	6,952	3,720	6,125	19,069	2,271	3,899	3,720	5,752	15,643	-	7,800	3,426
PARO - Bulacan	87,437	87,437	13,947	13,850	15,339	18,258	61,394	13,947	13,850	15,339	15,323	58,459	-	26,043	2,935
PS	39,769	39,769	9,462	7,981	9,813	9,702	36,959	9,462	7,981	9,813	9,307	36,564	-	2,810	395
MOOE	47,668	47,668	4,485	5,868	5,526	8,556	24,436	4,485	5,868	5,526	6,016	21,896	-	23,232	2,540

Note: Differences between the totals and the sum of components are due to rounding-off.

NATIONAL GOVERNMENT OF THE REPUBLIC OF THE PHILIPPINES
Statement of Appropriations, Allotments, Obligations, Disbursements and Balances

Statement D

By Department/Office/Agency/Province/City
 For Fiscal Year 2014
 (in thousand pesos)

Particulars	Appropriations Total	Allotments Total	Obligations					Disbursements					Unreleased Appropriations	Unobligated Allotments	Unpaid Obligations
			1st Qtr	2nd Qtr	3rd Qtr	4th Qtr	Total	1st Qtr	2nd Qtr	3rd Qtr	4th Qtr	Total			
PARO - Nueva Ecija North	159,706	159,706	21,191	31,335	23,862	29,905	106,294	21,191	31,335	23,862	23,556	99,944	-	53,412	6,349
PS	64,107	64,107	13,867	17,997	11,265	11,430	54,559	13,867	17,997	11,265	10,923	54,052	-	9,548	507
MOOE	94,792	94,792	7,325	12,530	12,597	18,475	50,927	7,325	12,530	12,597	12,633	45,085	-	43,865	5,842
CO	808	808	-	808	-	-	808	-	808	-	-	808	-	-	-
PARO - Nueva Ecija South	7,830	7,830	-	-	-	-	-	-	-	-	-	-	-	7,830	-
PS	-	-	-	-	-	-	-	-	-	-	-	-	-	-	-
MOOE	7,830	7,830	-	-	-	-	-	-	-	-	-	-	-	7,830	-
PARO - Pampanga	76,431	76,431	15,681	12,793	10,245	17,275	55,994	15,681	12,793	10,245	15,166	53,885	-	20,438	2,109
PS	39,387	39,387	10,532	7,624	6,052	7,460	31,668	10,532	7,624	6,052	7,145	31,353	-	7,719	315
MOOE	36,976	36,976	5,149	5,170	4,192	9,747	24,258	5,149	5,170	4,192	7,953	22,464	-	12,718	1,794
CO	68	68	-	-	-	68	68	-	-	-	68	68	-	-	-
PARO - Tarlac	92,636	92,636	13,899	13,896	15,802	16,149	59,746	13,899	13,896	12,102	14,896	54,793	-	32,891	4,953
PS	31,984	31,984	8,364	7,155	6,280	8,089	29,888	8,364	7,155	6,280	7,849	29,648	-	2,095	240
MOOE	60,653	60,653	5,536	6,740	9,522	8,060	29,857	5,536	6,740	5,822	7,047	25,145	-	30,795	4,713
PARO - Zambales	52,867	52,867	9,962	8,962	11,595	11,171	41,690	9,962	7,998	11,595	10,771	40,326	-	11,177	1,364
PS	30,872	30,872	7,967	4,497	6,852	5,857	25,173	7,967	4,497	6,852	5,572	24,888	-	5,698	285
MOOE	21,996	21,996	1,995	4,465	4,743	5,314	16,517	1,995	3,501	4,743	5,199	15,438	-	5,478	1,079
Regional Office IV-A	752,030	752,030	96,531	96,618	105,044	217,047	515,239	95,169	95,476	89,143	212,799	492,587	-	236,790	22,652
PS	351,495	351,495	73,397	69,238	64,945	63,236	270,815	72,912	67,598	56,589	76,020	273,118	-	80,680	(2,303)
MOOE	398,640	398,640	23,134	27,381	38,204	153,811	242,529	22,257	27,878	32,555	134,884	217,574	-	156,110	24,955
CO	1,895	1,895	-	-	1,895	c	1,895	-	-	-	1,895	1,895	-	-	-
Regional Office Proper	238,335	238,335	14,844	13,304	15,258	105,840	149,245	14,844	12,885	15,677	92,460	135,866	-	89,089	13,380
Mandaluyong City															
PS	36,640	36,640	8,975	7,413	6,079	6,433	28,901	8,975	7,413	6,079	7,928	30,396	-	7,739	(1,495)
MOOE	201,695	201,695	5,869	5,891	9,178	99,407	120,344	5,869	5,471	9,598	84,532	105,469	-	81,351	14,875
PARO - Batangas	121,280	121,280	15,141	19,685	18,246	24,661	77,732	15,118	18,135	19,072	23,883	76,208	-	43,548	1,525
PS	68,369	68,369	12,826	14,837	10,057	11,788	49,508	12,857	13,235	11,628	14,363	52,083	-	18,860	(2,575)
MOOE	52,911	52,911	2,315	4,848	8,188	12,873	28,224	2,261	4,899	7,444	9,520	24,125	-	24,687	4,100
PARO - Cavite	66,371	66,371	13,109	10,554	13,920	10,002	47,584	13,109	10,554	13,920	10,002	47,584	-	18,787	-
PS	43,633	43,633	10,087	8,039	11,297	4,324	33,746	10,087	8,039	11,297	4,324	33,746	-	9,887	-
MOOE	22,738	22,738	3,023	2,515	2,623	5,677	13,838	3,023	2,515	2,623	5,677	13,838	-	8,901	-

Note: Differences between the totals and the sum of components are due to rounding-off.

NATIONAL GOVERNMENT OF THE REPUBLIC OF THE PHILIPPINES
Statement of Appropriations, Allotments, Obligations, Disbursements and Balances

Statement D

By Department/Office/Agency/Province/City
 For Fiscal Year 2014
 (in thousand pesos)

Particulars	Appropriations Total	Allotments Total	Obligations					Disbursements					Unreleased Appropriations	Unobligated Allotments	Unpaid Obligations
			1st Qtr	2nd Qtr	3rd Qtr	4th Qtr	Total	1st Qtr	2nd Qtr	3rd Qtr	4th Qtr	Total			
PARO - Laguna	69,148	69,148	11,862	11,641	11,828	12,033	47,365	11,486	12,001	11,845	12,006	47,337	-	21,783	28
PS	54,897	54,897	10,211	9,646	9,394	7,333	36,586	9,895	9,962	9,394	7,333	36,586	-	18,311	-
MOOE	14,252	14,252	1,651	1,995	2,434	4,700	10,779	1,590	2,039	2,451	4,672	10,752	-	3,473	28
PARO - Quezon I	75,940	75,940	14,141	12,425	14,173	14,184	54,924	13,176	13,247	14,012	13,657	54,092	-	21,016	832
PS	54,550	54,550	10,512	8,608	9,322	9,158	37,600	10,308	8,608	9,322	10,328	38,566	-	16,950	(967)
MOOE	21,390	21,390	3,629	3,818	4,851	5,027	17,324	2,867	4,639	4,690	3,329	15,525	-	4,066	1,799
PARO - Quezon II	104,006	104,006	13,274	15,841	21,215	33,498	83,827	13,274	15,841	3,803	45,217	78,134	-	20,179	5,693
PS	49,007	49,007	9,331	9,859	12,787	17,030	49,007	9,331	9,859	2,860	24,611	46,660	-	-	2,346
MOOE	53,104	53,104	3,943	5,982	6,533	16,467	32,926	3,943	5,982	942	18,711	29,579	-	20,179	3,347
CO	1,895	1,895	-	-	1,895	c	1,895	-	-	-	1,895	1,895	-	-	-
PARO - Rizal	76,950	76,950	14,159	13,168	10,405	16,829	54,561	14,163	12,814	10,815	15,574	53,366	-	22,388	1,195
PS	44,401	44,401	11,455	10,835	6,008	7,169	35,468	11,459	10,481	6,008	7,132	35,081	-	8,933	387
MOOE	32,549	32,549	2,704	2,333	4,397	9,660	19,094	2,704	2,333	4,807	8,442	18,286	-	13,455	808
Regional Office IV-B	494,549	494,549	53,672	65,840	54,150	127,557	301,219	48,901	67,775	50,841	82,050	249,568	-	193,329	51,651
PS	200,341	200,341	40,015	37,317	30,251	39,407	146,990	36,277	38,942	30,546	40,553	146,317	-	53,351	673
MOOE	259,155	259,155	13,657	28,523	23,899	59,472	125,552	12,624	28,834	20,296	37,396	99,149	-	133,603	26,402
CO	35,053	35,053	-	-	-	28,678	28,678	-	-	-	4,102	4,102	-	6,375	24,576
Regional Office Proper	131,076	131,076	6,687	11,590	10,657	35,302	64,237	6,069	12,019	10,751	23,709	52,549	-	66,839	11,688
Pasig City															
PS	2,408	2,408	298	243	344	1,084	1,967	222	311	351	1,074	1,957	-	441	10
MOOE	128,668	128,668	6,389	11,347	10,314	34,219	62,269	5,847	11,709	10,400	22,635	50,591	-	66,398	11,678
PARO - Marinduque	47,240	47,240	6,711	6,836	6,322	12,020	31,889	6,562	6,885	5,824	7,341	26,612	-	15,351	5,277
PS	29,814	29,814	5,642	5,919	5,429	5,041	22,030	5,642	5,919	4,880	5,589	22,030	-	7,784	-
MOOE	16,576	16,576	1,069	917	894	6,129	9,009	921	966	943	1,751	4,582	-	7,567	4,427
CO	850	850	-	-	-	850	850	-	-	-	-	-	-	-	850
PARO - Occidental Mindoro	71,728	71,728	8,368	10,899	6,032	17,902	43,201	7,673	10,335	6,974	14,222	39,204	-	28,527	3,997
PS	34,169	34,169	6,434	6,197	4,082	5,770	22,482	5,787	5,990	4,935	5,770	22,482	-	11,687	-
MOOE	25,988	25,988	1,934	4,703	1,951	6,935	15,522	1,887	4,344	2,039	4,350	12,620	-	10,465	2,902
CO	11,572	11,572	-	-	-	5,197	5,197	-	-	-	4,102	4,102	-	6,375	1,095
PARO - Oriental Mindoro	75,974	75,974	10,443	13,414	9,036	11,006	43,899	9,178	14,679	8,868	10,870	43,596	-	32,075	303
PS	40,658	40,658	8,517	7,818	6,111	6,960	29,406	7,297	9,038	6,111	6,960	29,406	-	11,252	-
MOOE	35,316	35,316	1,926	5,596	2,925	4,046	14,493	1,881	5,641	2,757	3,910	14,190	-	20,823	303

Note: Differences between the totals and the sum of components are due to rounding-off.

NATIONAL GOVERNMENT OF THE REPUBLIC OF THE PHILIPPINES
Statement of Appropriations, Allotments, Obligations, Disbursements and Balances

Statement D

By Department/Office/Agency/Province/City
 For Fiscal Year 2014
 (in thousand pesos)

Particulars	Appropriations Total	Allotments Total	Obligations					Disbursements					Unreleased Appropriations	Unobligated Allotments	Unpaid Obligations
			1st Qtr	2nd Qtr	3rd Qtr	4th Qtr	Total	1st Qtr	2nd Qtr	3rd Qtr	4th Qtr	Total			
PARO - Palawan	105,953	105,953	12,652	14,507	15,090	30,333	72,583	10,607	15,266	11,473	14,007	51,353	-	33,371	21,229
PS	51,946	51,946	11,463	10,556	9,081	10,494	41,594	9,667	11,099	9,064	11,565	41,395	-	10,352	199
MOOE	39,832	39,832	1,189	3,951	6,009	5,663	16,813	940	4,167	2,409	2,442	9,958	-	23,019	6,854
CO	14,176	14,176	-	-	-	14,176	14,176	-	-	-	-	-	-	c	14,176
PARO - Romblon	62,579	62,579	8,811	8,593	7,012	20,995	45,411	8,811	8,591	6,950	11,902	36,254	-	17,168	9,157
PS	41,347	41,347	7,662	6,585	5,204	10,059	29,510	7,662	6,585	5,204	9,595	29,046	-	11,836	464
MOOE	12,777	12,777	1,149	2,009	1,808	2,480	7,446	1,149	2,006	1,746	2,306	7,207	-	5,331	238
CO	8,455	8,455	-	-	-	8,455	8,455	-	-	-	-	-	-	-	8,455
Regional Office V	1,162,038	1,162,038	115,079	151,115	122,505	276,400	665,100	109,550	113,796	121,611	248,674	593,632	-	496,938	71,468
PS	368,583	368,583	77,353	73,942	67,638	103,846	322,778	73,800	72,101	65,256	109,176	320,332	-	45,805	2,447
MOOE	755,150	755,150	37,726	77,173	52,871	152,320	320,091	35,750	41,696	54,559	125,381	257,387	-	435,059	62,704
CO	38,305	38,305	-	-	1,996	20,235	22,231	-	-	1,796	14,117	15,913	-	16,074	6,318
Regional Office Proper	271,350	271,350	14,383	43,075	14,360	99,695	171,514	12,260	12,949	18,263	84,710	128,182	-	99,837	43,331
Legaspi City															
PS	43,961	43,961	9,357	8,759	7,357	11,273	36,746	7,861	7,868	7,373	11,540	34,643	-	7,215	2,103
MOOE	227,389	227,389	5,026	34,317	7,002	88,423	134,768	4,399	5,081	10,890	73,169	93,540	-	92,621	41,228
PARO - Albay	153,441	153,441	15,016	19,506	15,557	38,575	88,654	14,861	18,864	14,855	35,455	84,034	-	64,787	4,620
PS	48,209	48,209	10,348	12,135	8,698	17,027	48,209	10,344	12,140	8,698	17,027	48,209	-	-	-
MOOE	95,308	95,308	4,668	7,371	6,858	12,048	30,945	4,517	6,725	6,157	9,877	27,276	-	64,362	3,670
CO	9,925	9,925	-	-	-	9,500	9,500	-	-	-	8,550	8,550	-	425	950
PARO - Camarines Norte	111,510	111,510	12,956	11,893	13,345	17,184	55,379	11,541	11,823	12,222	18,927	54,513	-	56,131	866
PS	39,959	39,959	9,950	8,204	7,289	11,192	36,635	8,558	8,164	6,280	13,628	36,629	-	3,324	6
MOOE	71,552	71,552	3,006	3,689	6,057	5,993	18,744	2,984	3,660	5,941	5,299	17,884	-	52,807	860
PARO - Camarines Sur I	191,739	191,739	23,479	21,669	21,111	48,193	114,451	22,581	20,831	20,199	39,115	102,726	-	77,288	11,725
PS	93,335	93,335	16,595	14,201	12,418	22,880	66,094	16,603	13,418	12,994	22,743	65,759	-	27,241	335
MOOE	85,669	85,669	6,883	7,468	8,693	14,578	37,622	5,978	7,412	7,205	11,004	31,599	-	48,048	6,022
CO	12,735	12,735	-	-	-	10,735	10,735	-	-	-	5,368	5,368	-	2,000	5,368
PARO - Camarines Sur II	80,218	80,218	5,859	6,238	8,549	10,179	30,826	5,634	4,518	8,868	8,040	27,060	-	49,392	3,765
MOOE	80,218	80,218	5,859	6,238	8,549	10,179	30,826	5,634	4,518	8,868	8,040	27,060	-	49,392	3,765
PARO - Catanduanes	52,181	52,181	10,458	10,669	11,312	12,530	44,968	9,764	10,595	10,834	13,775	44,968	-	7,214	c
PS	34,185	34,185	8,935	8,168	6,672	8,483	32,258	8,275	8,028	6,433	9,523	32,258	-	1,926	c
MOOE	15,997	15,997	1,522	2,501	2,644	4,046	10,714	1,489	2,567	2,605	4,052	10,714	-	5,283	-
CO	2,000	2,000	-	-	1,996	-	1,996	-	-	1,796	200	1,996	-	4	-

Note: Differences between the totals and the sum of components are due to rounding-off.

NATIONAL GOVERNMENT OF THE REPUBLIC OF THE PHILIPPINES
Statement of Appropriations, Allotments, Obligations, Disbursements and Balances

Statement D

By Department/Office/Agency/Province/City
 For Fiscal Year 2014
 (in thousand pesos)

Particulars	Appropriations Total	Allotments Total	Obligations					Disbursements					Unreleased Appropriations	Unobligated Allotments	Unpaid Obligations
			1st Qtr	2nd Qtr	3rd Qtr	4th Qtr	Total	1st Qtr	2nd Qtr	3rd Qtr	4th Qtr	Total			
PARO - Masbate	172,879	172,879	18,009	22,314	19,894	27,229	87,446	17,998	18,802	19,779	25,481	82,060	-	85,433	5,385
PS	58,346	58,346	11,425	11,681	13,304	19,334	55,744	11,424	11,682	13,304	19,334	55,744	-	2,601	-
MOOE	105,638	105,638	6,584	10,633	6,590	7,894	31,702	6,574	7,120	6,475	6,147	26,316	-	73,936	5,385
CO	8,895	8,895	-	-	-	-	-	-	-	-	-	-	-	8,895	-
PARO - Sorsogon	128,719	128,719	14,919	15,752	18,377	22,815	71,863	14,911	15,414	16,591	23,172	70,088	-	56,857	1,775
PS	50,590	50,590	10,741	10,795	11,900	13,656	47,093	10,735	10,801	10,173	15,381	47,090	-	3,497	3
MOOE	73,379	73,379	4,177	4,957	6,477	9,158	24,770	4,176	4,612	6,417	7,792	22,998	-	48,609	1,772
CO	4,750	4,750	-	-	-	-	-	-	-	-	-	-	-	4,750	-
Regional Office VI	1,149,402	1,149,402	129,308	189,460	159,615	282,402	760,785	114,691	162,569	147,875	238,182	663,317	-	388,618	97,468
PS	280,264	280,264	66,505	69,675	65,468	68,736	270,384	63,174	69,088	64,043	67,354	263,659	-	9,880	6,725
MOOE	856,494	856,494	62,803	119,785	87,548	207,622	477,757	51,517	93,481	80,599	166,336	391,933	-	378,738	85,823
CO	12,644	12,644	-	-	6,600	6,044	12,644	-	-	3,233	4,492	7,725	-	-	4,920
Regional Office Proper	300,215	300,215	18,974	33,731	19,447	112,311	184,464	12,911	31,704	17,334	62,068	124,017	-	115,752	60,447
Iloilo City															
PS	29,963	29,963	6,543	7,489	5,598	8,821	28,452	6,521	7,473	5,613	7,802	27,410	-	1,511	1,042
MOOE	270,253	270,253	12,431	26,242	13,849	103,490	156,011	6,390	24,231	11,721	54,265	96,607	-	114,241	59,404
PARO - Aklan	72,149	72,149	12,767	12,868	11,842	18,870	56,346	11,617	12,868	11,234	12,845	48,564	-	15,802	7,782
PS	34,847	34,847	9,768	7,780	4,702	9,141	31,391	8,618	7,780	5,512	8,820	30,731	-	3,456	660
MOOE	34,602	34,602	2,999	5,089	4,440	9,728	22,256	2,999	5,089	4,440	4,024	16,551	-	12,346	5,704
CO	2,700	2,700	-	-	2,700	-	2,700	-	-	1,283	-	1,283	-	-	1,418
PARO - Antique	79,764	79,764	10,734	12,667	17,401	22,252	63,055	10,380	12,363	12,513	21,357	56,613	-	16,709	6,442
PS	37,056	37,056	7,758	8,716	7,596	12,863	36,933	7,758	8,716	7,596	12,013	36,083	-	123	850
MOOE	42,709	42,709	2,977	3,952	9,805	9,388	26,122	2,622	3,647	4,916	9,344	20,530	-	16,587	5,592
PARO - Capiz	137,785	137,785	11,434	14,624	18,697	24,528	69,282	9,621	12,387	13,936	22,644	58,588	-	68,502	10,694
PS	40,736	40,736	8,733	9,474	7,975	10,346	36,527	7,963	8,582	7,310	9,291	33,145	-	4,208	3,382
MOOE	93,149	93,149	2,701	5,150	6,822	14,182	28,855	1,659	3,805	4,677	11,883	22,023	-	64,294	6,832
CO	3,900	3,900	-	-	3,900	-	3,900	-	-	1,950	1,470	3,420	-	-	480
PARO - Guimaras	38,049	38,049	4,569	5,329	4,578	7,094	21,571	4,569	5,329	4,578	6,892	21,368	-	16,479	202
PS	13,873	13,873	3,159	3,492	3,291	3,503	13,445	3,159	3,492	3,291	3,503	13,445	-	428	-
MOOE	24,176	24,176	1,411	1,837	1,288	3,591	8,126	1,411	1,837	1,288	3,388	7,924	-	16,050	202
PARO - Iloilo Province	161,358	161,358	25,838	31,266	29,149	30,985	117,238	24,719	31,589	27,919	33,011	117,238	-	44,120	-
PS	54,895	54,895	13,944	15,033	15,816	10,035	54,828	12,825	15,356	14,586	12,061	54,828	-	67	-
MOOE	106,464	106,464	11,894	16,232	13,333	20,950	62,410	11,894	16,232	13,333	20,950	62,410	-	44,054	-

Note: Differences between the totals and the sum of components are due to rounding-off.

NATIONAL GOVERNMENT OF THE REPUBLIC OF THE PHILIPPINES
Statement of Appropriations, Allotments, Obligations, Disbursements and Balances

Statement D

By Department/Office/Agency/Province/City
 For Fiscal Year 2014
 (in thousand pesos)

Particulars	Appropriations Total	Allotments Total	Obligations					Disbursements					Unreleased Appropriations	Unobligated Allotments	Unpaid Obligations	
			1st Qtr	2nd Qtr	3rd Qtr	4th Qtr	Total	1st Qtr	2nd Qtr	3rd Qtr	4th Qtr	Total				
PARO - Negros																
Occidental North	163,440	163,440	22,918	47,733	29,007	18,811	118,469	18,527	26,219	31,192	38,520	114,457	-	44,971	4,011	
PS	40,971	40,971	8,602	10,676	12,953	8,702	40,932	8,373	10,647	12,611	8,512	40,142	-	39	790	
MOOE	117,594	117,594	14,316	37,057	16,054	5,236	72,662	10,154	15,572	18,581	27,571	71,878	-	44,932	784	
CO	4,874	4,874	-	-	-	4,874	4,874	-	-	-	2,437	2,437	-	-	2,437	
PARO - Negros																
Occidental South	196,642	196,642	22,073	31,242	29,494	47,550	130,360	22,346	30,111	29,168	40,846	122,471	-	66,282	7,889	
PS	27,924	27,924	7,999	7,016	7,537	5,324	27,876	7,958	7,043	7,524	5,351	27,876	-	49	-	
MOOE	167,548	167,548	14,074	24,226	21,958	41,056	101,314	14,388	23,069	21,644	34,911	94,011	-	66,234	7,304	
CO	1,170	1,170	-	-	-	1,170	1,170	-	-	-	585	585	-	-	585	
Regional Office VII	675,245	675,245	82,672	99,961	153,534	197,750	533,917	79,646	101,981	106,060	185,842	473,528	-	141,327	60,389	
PS	250,435	250,435	58,003	55,361	51,181	31,455	196,000	55,006	57,352	51,888	38,303	202,549	-	54,435	(6,549)	
MOOE	401,004	401,004	24,669	34,100	90,700	164,652	314,121	24,640	34,129	45,999	146,773	251,541	-	86,883	62,580	
CO	23,806	23,806	-	10,500	11,653	1,643	23,796	-	10,500	8,172	766	19,438	-	10	4,358	
Regional Office Proper	249,952	249,952	15,694	17,038	58,822	111,408	202,962	14,967	17,639	15,782	103,127	151,514	-	46,990	51,449	
Cebu City																
PS	31,919	31,919	7,365	6,584	5,457	4,246	23,653	6,656	7,167	5,558	4,149	23,530	-	8,266	123	
MOOE	218,033	218,033	8,328	10,454	53,366	107,162	179,309	8,311	10,471	10,224	98,978	127,984	-	38,724	51,326	
PARO - Cebu City	123,299	123,299	18,678	29,697	30,218	20,361	98,954	18,678	29,697	30,218	20,332	98,924	-	24,345	30	
PS	68,100	68,100	13,301	14,920	15,899	9,307	53,427	13,301	14,920	15,899	9,307	53,427	-	14,673	-	
MOOE	40,359	40,359	5,377	4,277	10,728	10,305	30,687	5,377	4,277	10,728	10,275	30,657	-	9,672	30	
CO	14,840	14,840	-	10,500	3,591	749	14,840	-	10,500	3,591	749	14,840	-	-	-	
PARO - Negros Oriental	164,483	164,483	19,290	23,897	36,251	40,620	120,059	19,271	23,916	31,248	38,592	113,027	-	44,424	7,032	
PS	57,667	57,667	11,319	12,704	12,985	11,151	48,159	11,312	12,711	12,712	14,596	51,331	-	9,508	(3,172)	
MOOE	98,754	98,754	7,971	11,193	15,204	29,470	63,838	7,960	11,205	13,955	23,995	57,115	-	34,916	6,723	
CO	8,062	8,062	-	-	8,062	-	8,062	-	-	4,581	-	4,581	-	c	3,481	
PARO - Siquijor	30,851	30,851	5,629	5,673	5,464	6,510	23,275	5,483	5,704	5,578	5,385	22,150	-	7,575	1,125	
PS	21,080	21,080	4,843	4,003	4,272	1,792	14,909	4,697	4,034	4,386	2,267	15,384	-	6,170	(475)	
MOOE	8,871	8,871	787	1,670	1,192	3,828	7,476	787	1,670	1,192	3,101	6,749	-	1,395	727	
CO	900	900	-	-	-	890	890	-	-	-	17	17	-	10	873	
PARO - Tagbilaran City	106,661	106,661	23,382	23,656	22,779	18,851	88,667	21,247	25,025	23,235	18,407	87,914	-	17,993	754	
PS	71,670	71,670	21,176	17,150	12,568	4,959	55,852	19,041	18,520	13,333	7,984	58,877	-	15,817	(3,025)	
MOOE	34,987	34,987	2,206	6,506	10,211	13,888	32,811	2,206	6,506	9,901	10,423	29,036	-	2,176	3,775	
CO	4	4	-	-	-	4	4	-	-	-	-	-	-	-	4	

Note: Differences between the totals and the sum of components are due to rounding-off.

NATIONAL GOVERNMENT OF THE REPUBLIC OF THE PHILIPPINES
Statement of Appropriations, Allotments, Obligations, Disbursements and Balances

Statement D

By Department/Office/Agency/Province/City
 For Fiscal Year 2014
 (in thousand pesos)

Particulars	Appropriations Total	Allotments Total	Obligations					Disbursements					Unreleased Appropriations	Unobligated Allotments	Unpaid Obligations
			1st Qtr	2nd Qtr	3rd Qtr	4th Qtr	Total	1st Qtr	2nd Qtr	3rd Qtr	4th Qtr	Total			
Regional Office VIII	961,705	961,705	104,898	116,996	119,048	340,520	681,462	92,078	116,704	119,698	303,828	632,308	-	280,243	49,154
PS	363,914	363,914	83,218	81,391	67,292	85,744	317,646	72,005	82,736	69,128	84,350	308,220	-	46,268	9,427
MOOE	596,480	596,480	21,679	35,605	51,756	253,916	362,956	20,072	33,969	50,570	218,617	323,228	-	233,524	39,728
CO	1,310	1,310	-	-	-	860	860	-	-	-	860	860	-	450	-
Regional Office Proper	260,980	260,980	17,791	23,196	22,201	138,703	201,891	17,791	23,145	22,004	137,594	200,535	-	59,089	1,357
Tacloban City															
PS	32,085	32,085	8,540	10,271	7,066	6,202	32,079	8,540	10,271	7,066	6,202	32,079	-	5	-
MOOE	228,895	228,895	9,251	12,925	15,135	132,501	169,812	9,251	12,874	14,939	131,392	168,455	-	59,083	1,357
PARO - Biliran	28,444	28,444	3,483	5,032	4,116	5,785	18,416	3,403	5,105	4,059	5,849	18,416	-	10,027	<i>c</i>
PS	14,669	14,669	2,940	4,339	2,993	3,346	13,618	2,940	4,339	2,993	3,346	13,618	-	1,051	-
MOOE	13,775	13,775	544	693	1,123	2,439	4,799	463	767	1,065	2,504	4,799	-	8,976	<i>c</i>
PARO - Eastern Samar	88,580	88,580	16,184	16,874	9,786	27,284	70,127	16,105	16,874	9,786	27,284	70,048	-	18,453	79
PS	50,987	50,987	14,140	12,894	5,042	14,110	46,185	14,140	12,894	5,042	14,110	46,185	-	4,801	-
MOOE	37,593	37,593	2,044	3,980	4,744	13,174	23,942	1,965	3,980	4,744	13,174	23,863	-	13,651	79
PARO - Leyte	246,109	246,109	20,362	32,160	29,877	50,794	133,192	20,339	32,029	29,817	50,376	132,560	-	112,916	632
PS	95,470	95,470	18,364	24,551	17,772	25,371	86,059	18,364	24,551	17,772	25,371	86,059	-	9,412	<i>c</i>
MOOE	149,328	149,328	1,998	7,608	12,105	24,563	46,274	1,975	7,477	12,045	24,145	45,641	-	103,055	632
CO	1,310	1,310	-	-	-	860	860	-	-	-	860	860	-	450	-
PARO - Northern Samar	114,249	114,249	15,820	11,661	20,716	48,739	96,936	15,779	11,440	20,679	32,997	80,895	-	17,313	16,041
PS	53,192	53,192	13,374	8,003	15,276	11,077	47,730	13,374	8,003	15,276	11,077	47,730	-	5,462	-
MOOE	61,057	61,057	2,446	3,658	5,440	37,662	49,207	2,405	3,437	5,403	21,920	33,165	-	11,851	16,041
PARO - Western Samar	140,520	140,520	18,726	15,594	20,876	47,099	102,294	18,661	15,580	20,876	38,250	93,366	-	38,225	8,928
PS	72,487	72,487	14,648	11,465	11,111	16,211	53,435	14,648	11,465	11,111	16,211	53,435	-	19,053	-
MOOE	68,032	68,032	4,079	4,129	9,765	30,887	48,860	4,013	4,115	9,765	22,039	39,932	-	19,173	8,928
PARO - Southern Leyte	82,824	82,824	12,531	12,479	11,477	22,117	58,604	-	12,531	12,479	11,477	36,487	-	24,220	22,117
PS	45,025	45,025	11,213	9,868	8,033	9,427	38,541	-	11,213	9,868	8,033	29,114	-	6,484	9,427
MOOE	37,799	37,799	1,318	2,610	3,445	12,691	20,063	-	1,318	2,610	3,445	7,373	-	17,735	12,691
Regional Office IX	556,825	556,825	80,958	112,177	99,572	187,224	479,930	65,939	103,297	92,328	136,400	397,964	<i>c</i>	76,895	81,966
PS	177,376	177,376	41,473	46,918	42,725	27,990	159,106	38,114	44,909	39,177	27,339	149,539	-	18,269	9,567
MOOE	352,366	352,366	39,485	65,259	41,179	147,818	293,741	27,824	58,388	45,457	101,954	233,624	<i>c</i>	58,624	60,117
CO	27,084	27,084	-	-	15,668	11,415	27,083	-	-	7,694	7,107	14,801	-	1	12,281

Note: Differences between the totals and the sum of components are due to rounding-off.

NATIONAL GOVERNMENT OF THE REPUBLIC OF THE PHILIPPINES
Statement of Appropriations, Allotments, Obligations, Disbursements and Balances

Statement D

By Department/Office/Agency/Province/City
 For Fiscal Year 2014
 (in thousand pesos)

Particulars	Appropriations Total	Allotments Total	Obligations					Disbursements					Unreleased Appropriations	Unobligated Allotments	Unpaid Obligations
			1st Qtr	2nd Qtr	3rd Qtr	4th Qtr	Total	1st Qtr	2nd Qtr	3rd Qtr	4th Qtr	Total			
Regional Office Proper	151,733	151,733	22,455	21,462	16,466	81,510	141,893	17,752	18,832	16,167	57,878	110,628	-	9,840	31,265
Zamboanga City															
PS	40,556	40,556	10,167	13,399	9,201	7,383	40,150	9,095	12,124	5,410	11,393	38,022	-	406	2,128
MOOE	107,343	107,343	12,288	8,063	7,265	70,294	97,910	8,656	6,708	10,757	46,485	72,606	-	9,433	25,304
CO	3,834	3,834	-	-	-	3,833	3,833	-	-	-	-	-	-	1	3,833
PARO - Zamboanga															
del Norte	115,610	115,610	19,314	17,148	29,689	21,221	87,373	16,042	16,877	26,868	22,494	82,282	-	28,237	5,090
PS	47,859	47,859	14,911	10,474	15,830	1,453	42,667	13,721	9,739	17,734	(159)	41,035	-	5,191	1,632
MOOE	60,157	60,157	4,403	6,673	13,847	12,187	37,111	2,321	7,138	9,122	15,547	34,128	-	23,046	2,984
CO	7,594	7,594	-	-	12	7,582	7,594	-	-	12	7,107	7,119	-	-	475
PARO - Zamboanga															
del Sur	200,248	200,248	31,624	61,385	35,189	49,733	177,931	26,017	55,832	38,488	31,611	151,948	-	22,316	25,983
PS	64,662	64,662	11,327	16,091	12,550	13,079	53,046	11,299	16,118	11,939	10,227	49,584	-	11,616	3,463
MOOE	125,750	125,750	20,297	45,295	12,804	36,653	115,050	14,718	39,714	21,631	21,384	97,447	-	10,700	17,603
CO	9,836	9,836	-	-	9,835	-	9,835	-	-	4,918	-	4,918	-	1	4,918
PARO - Zamboanga															
Sibugay	89,235	89,235	7,565	12,182	18,227	34,759	72,733	6,127	11,757	10,805	24,416	53,106	c	16,502	19,627
PS	24,300	24,300	5,069	6,955	5,144	6,075	23,243	3,998	6,929	4,093	5,878	20,898	-	1,057	2,345
MOOE	59,116	59,116	2,496	5,227	7,263	28,684	43,670	2,129	4,828	3,947	18,538	29,443	c	15,445	14,227
CO	5,820	5,820	-	-	5,820	-	5,820	-	-	2,765	-	2,765	-	-	3,056
Regional Office X	824,816	824,816	115,060	132,563	130,502	292,296	670,420	107,264	126,376	116,142	178,312	528,093	-	154,395	142,327
PS	315,700	315,700	64,482	64,054	60,101	97,767	286,404	62,880	63,051	61,487	84,401	271,820	-	29,296	14,584
MOOE	467,153	467,153	50,578	68,509	54,128	168,844	342,060	44,383	63,324	45,964	82,303	235,975	-	125,094	106,085
CO	41,962	41,962	-	-	16,273	25,685	41,957	-	-	8,691	11,607	20,299	-	5	21,659
Regional Office Proper	167,023	167,023	15,036	21,043	13,558	70,643	120,281	12,996	20,293	15,877	19,182	68,347	-	46,742	51,934
Cagayan de Oro City															
PS	42,625	42,625	8,092	9,176	6,991	10,924	35,183	7,720	9,066	7,377	10,655	34,818	-	7,442	365
MOOE	124,398	124,398	6,944	11,867	6,567	59,720	85,098	5,276	11,227	8,500	8,526	33,529	-	39,300	51,569
PARO - Camiguin	34,220	34,220	6,744	6,715	6,435	13,847	33,741	6,313	6,527	6,435	7,112	26,386	-	479	7,355
PS	26,097	26,097	5,450	5,032	4,807	10,808	26,097	5,450	5,009	4,807	3,477	18,742	-	-	7,355
MOOE	8,123	8,123	1,294	1,683	1,629	3,038	7,644	863	1,518	1,629	3,635	7,644	-	479	-
PARO - Lanao del Norte	174,856	174,856	36,541	42,191	28,692	55,287	162,712	35,762	41,320	22,469	41,847	141,398	-	12,144	21,314
PS	63,164	63,164	15,560	12,281	12,563	19,971	60,374	15,187	12,653	11,781	19,385	59,006	-	2,790	1,368
MOOE	94,410	94,410	20,981	29,910	4,884	29,285	85,061	20,575	28,667	4,511	21,163	74,916	-	9,349	10,145
CO	17,282	17,282	-	-	11,246	6,031	17,277	-	-	6,178	1,298	7,476	-	5	9,801

Note: Differences between the totals and the sum of components are due to rounding-off.

NATIONAL GOVERNMENT OF THE REPUBLIC OF THE PHILIPPINES
Statement of Appropriations, Allotments, Obligations, Disbursements and Balances
 By Department/Office/Agency/Province/City
 For Fiscal Year 2014
 (in thousand pesos)

Statement D

Particulars	Appropriations Total	Allotments Total	Obligations					Disbursements					Unreleased Appropriations	Unobligated Allotments	Unpaid Obligations
			1st Qtr	2nd Qtr	3rd Qtr	4th Qtr	Total	1st Qtr	2nd Qtr	3rd Qtr	4th Qtr	Total			
PARO - Misamis Occidental	96,888	96,888	12,420	14,617	20,063	23,755	70,855	11,769	14,384	13,175	23,444	62,772	-	26,033	8,083
PS	50,656	50,656	9,166	10,195	10,902	10,512	40,774	9,028	10,296	10,902	10,548	40,774	-	9,882	-
MOOE	36,676	36,676	3,255	4,422	9,161	3,687	20,525	2,741	4,088	2,274	9,368	18,470	-	16,151	2,055
CO	9,556	9,556	-	-	-	9,556	9,556	-	-	-	3,528	3,528	-	-	6,028
PARO - Misamis Oriental	126,378	126,378	20,130	21,295	29,242	41,394	112,062	20,123	19,754	25,068	31,824	96,769	-	14,317	15,293
PS	68,479	68,479	13,279	14,092	13,874	18,054	59,300	13,279	14,092	13,784	17,121	58,277	-	9,179	1,023
MOOE	53,549	53,549	6,851	7,203	15,367	18,990	48,411	6,843	5,662	11,284	12,528	36,317	-	5,138	12,095
CO	4,350	4,350	-	-	-	4,350	4,350	-	-	-	2,175	2,175	-	-	2,175
PARO - North Bukidnon	225,450	225,450	24,188	26,701	32,512	87,369	170,769	20,301	24,097	33,118	54,905	132,421	-	54,681	38,348
PS	64,679	64,679	12,935	13,277	10,965	27,498	64,675	12,216	11,935	12,837	23,216	60,203	-	4	4,472
MOOE	149,997	149,997	11,253	13,424	16,520	54,124	95,320	8,085	12,163	17,768	27,083	65,098	-	54,676	30,222
CO	10,774	10,774	-	-	5,027	5,747	10,774	-	-	2,513	4,606	7,119	-	c	3,655
Regional Office XI	620,266	620,266	66,642	91,666	127,433	190,643	476,384	61,518	89,734	99,552	140,391	391,196	-	143,883	85,188
PS	190,071	190,071	42,887	37,678	37,790	37,206	155,562	39,164	38,513	36,978	36,993	151,648	-	34,509	3,914
MOOE	382,278	382,278	23,755	45,684	75,444	128,022	272,905	22,354	42,918	50,984	98,453	214,709	-	109,373	58,196
CO	47,917	47,917	-	8,303	14,199	25,415	47,917	-	8,303	11,591	4,944	24,838	-	-	23,079
Regional Office Proper	171,454	171,454	14,855	22,833	23,372	71,596	132,656	12,588	20,840	21,760	50,536	105,725	-	38,798	26,931
Davao City															
PS	37,523	37,523	8,758	6,001	5,906	8,468	29,133	7,276	7,066	6,323	8,074	28,739	-	8,390	393
MOOE	133,932	133,932	6,097	16,832	17,466	63,129	103,523	5,312	13,774	15,438	42,461	76,985	-	30,409	26,538
PARO - Compostela Valley	60,410	60,410	5,713	13,879	22,163	12,609	54,364	5,698	13,905	12,475	15,522	47,600	-	6,046	6,764
PS	258	258	-	-	-	258	258	-	-	-	258	258	-	-	-
MOOE	48,282	48,282	5,713	9,623	17,507	9,393	42,236	5,698	9,649	7,819	12,306	35,472	-	6,046	6,764
CO	11,871	11,871	-	4,256	4,656	2,958	11,871	-	4,256	4,656	2,958	11,871	-	-	-
PARO - Davao City	74,320	74,320	10,949	8,747	13,194	12,395	45,285	9,606	9,111	10,234	13,622	42,573	-	29,035	2,712
PS	41,932	41,932	9,181	6,403	6,440	6,544	28,567	8,031	6,701	6,435	7,400	28,567	-	13,365	-
MOOE	32,388	32,388	1,768	2,344	6,755	5,851	16,718	1,575	2,410	3,798	6,222	14,006	-	15,670	2,712
PARO - Davao del Norte	93,982	93,982	12,401	18,364	27,309	27,677	85,750	11,632	17,607	26,295	19,957	75,491	-	8,232	10,259
PS	38,487	38,487	9,160	10,378	12,695	6,254	38,487	8,391	9,621	11,681	5,937	35,630	-	c	2,856
MOOE	48,342	48,342	3,241	5,689	10,969	20,211	40,110	3,241	5,689	10,969	13,166	33,065	-	8,232	7,045
CO	7,154	7,154	-	2,297	3,645	1,211	7,154	-	2,297	3,645	854	6,796	-	-	358

Note: Differences between the totals and the sum of components are due to rounding-off.

NATIONAL GOVERNMENT OF THE REPUBLIC OF THE PHILIPPINES
Statement of Appropriations, Allotments, Obligations, Disbursements and Balances

Statement D

By Department/Office/Agency/Province/City
 For Fiscal Year 2014
 (in thousand pesos)

Particulars	Appropriations Total	Allotments Total	Obligations					Disbursements					Unreleased Appropriations	Unobligated Allotments	Unpaid Obligations
			1st Qtr	2nd Qtr	3rd Qtr	4th Qtr	Total	1st Qtr	2nd Qtr	3rd Qtr	4th Qtr	Total			
PARO - Davao del Sur	113,966	113,966	13,358	14,384	14,691	41,853	84,287	12,633	14,918	12,409	20,847	60,807	-	29,679	23,480
PS	39,578	39,578	9,462	8,251	5,460	9,307	32,479	9,145	8,491	5,460	8,970	32,066	-	7,099	413
MOOE	51,988	51,988	3,897	4,383	9,232	11,896	29,408	3,488	4,677	6,949	11,127	26,241	-	22,580	3,166
CO	22,400	22,400	-	1,750	-	20,650	22,400	-	1,750	-	750	2,500	-	-	19,900
PARO - Davao Oriental	106,133	106,133	9,366	13,459	26,704	24,513	74,042	9,361	13,353	16,380	19,907	59,000	-	32,091	15,042
PS	32,294	32,294	6,327	6,645	7,290	6,376	26,639	6,322	6,634	7,079	6,352	26,388	-	5,655	251
MOOE	67,347	67,347	3,039	6,814	13,516	17,541	40,910	3,039	6,719	6,011	13,171	28,940	-	26,436	11,970
CO	6,493	6,493	-	-	5,898	596	6,493	-	-	3,289	383	3,672	-	-	2,821
Regional Office XII	1,074,910	1,074,910	133,068	241,307	200,086	455,551	1,030,011	90,615	219,269	198,755	279,635	788,274	-	44,899	241,737
PS	196,595	196,595	44,488	53,312	44,432	54,161	196,393	38,553	57,667	45,386	54,787	196,393	-	202	c
MOOE	767,383	767,383	88,579	187,995	148,049	298,063	722,686	52,063	161,603	146,043	160,046	519,755	-	44,697	202,931
CO	110,931	110,931	-	-	7,605	103,326	110,931	-	-	7,325	64,802	72,127	-	-	38,805
Regional Office Proper Cotabato City	175,157	175,157	19,331	35,841	22,524	74,371	152,067	18,715	36,302	22,452	59,431	136,899	-	23,091	15,167
PS	45,628	45,628	10,390	17,854	5,731	11,451	45,426	10,361	17,831	5,783	11,451	45,426	-	202	-
MOOE	129,529	129,529	8,940	17,987	16,794	62,920	106,641	8,353	18,471	16,670	47,980	91,474	-	22,888	15,167
PARO - North Cotabato	362,063	362,063	61,608	94,828	70,037	117,039	343,512	28,620	66,991	75,212	78,581	249,405	-	18,551	94,107
PS	50,062	50,062	12,780	10,756	13,761	12,766	50,062	8,311	15,224	13,693	12,833	50,062	-	c	c
MOOE	243,218	243,218	48,828	84,072	56,277	35,489	224,666	20,309	51,767	61,519	35,489	169,084	-	18,552	55,582
CO	68,784	68,784	-	-	-	68,784	68,784	-	-	-	30,259	30,259	-	-	38,525
PARO - Sarangani	88,048	88,048	7,159	21,653	20,141	37,466	86,418	6,306	21,017	20,013	24,381	71,717	-	1,630	14,701
PS	20,440	20,440	4,164	4,831	4,715	6,729	20,440	4,164	4,831	4,715	6,729	20,440	-	-	-
MOOE	64,809	64,809	2,994	16,822	12,626	30,736	63,178	2,142	16,186	12,778	17,652	48,757	-	1,630	14,421
CO	2,800	2,800	-	-	2,800	-	2,800	-	-	2,520	-	2,520	-	-	280
PARO - South Cotabato	172,611	172,611	25,325	47,525	43,238	54,896	170,984	18,487	53,870	40,446	49,480	162,284	-	1,626	8,700
PS	41,213	41,213	8,283	9,655	9,730	13,546	41,213	8,004	9,934	9,346	13,929	41,213	-	-	-
MOOE	118,069	118,069	17,042	37,871	33,508	28,022	116,443	10,484	43,936	31,100	22,223	107,743	-	1,626	8,700
CO	13,329	13,329	-	-	-	13,329	13,329	-	-	-	13,329	13,329	-	-	-
PARO - Sultan Kudarat	277,031	277,031	19,646	41,460	44,145	171,779	277,030	18,487	41,090	40,630	67,762	167,969	-	c	109,061
PS	39,254	39,254	8,871	10,216	10,496	9,670	39,253	7,712	9,847	11,849	9,845	39,253	-	c	-
MOOE	211,758	211,758	10,774	31,243	28,844	140,896	211,758	10,774	31,243	23,976	36,703	102,697	-	-	109,061
CO	26,019	26,019	-	-	4,805	21,214	26,019	-	-	4,805	21,214	26,019	-	-	-

Note: Differences between the totals and the sum of components are due to rounding-off.

NATIONAL GOVERNMENT OF THE REPUBLIC OF THE PHILIPPINES
Statement of Appropriations, Allotments, Obligations, Disbursements and Balances

Statement D

By Department/Office/Agency/Province/City
For Fiscal Year 2014
(in thousand pesos)

Particulars	Appropriations Total	Allotments Total	Obligations					Disbursements					Unreleased Appropriations	Unobligated Allotments	Unpaid Obligations
			1st Qtr	2nd Qtr	3rd Qtr	4th Qtr	Total	1st Qtr	2nd Qtr	3rd Qtr	4th Qtr	Total			
Regional Office XIII	610,315	610,315	95,273	141,881	111,902	214,213	563,269	92,542	141,252	100,618	184,826	519,238	-	47,046	44,031
PS	203,288	203,288	60,033	58,101	44,696	34,625	197,455	58,308	58,667	39,051	41,429	197,455	-	5,833	-
MOOE	387,699	387,699	35,240	83,780	63,693	163,772	346,486	34,234	82,585	58,054	130,131	305,004	-	41,213	41,481
CO	19,328	19,328	-	-	3,513	15,816	19,328	-	-	3,513	13,266	16,778	-	-	2,550
Regional Office Proper	148,672	148,672	11,301	11,835	28,403	76,941	128,481	11,196	11,877	23,459	44,446	90,979	-	20,191	37,502
Butuan City															
PS	12,933	12,933	2,644	2,700	5,393	1,287	12,025	2,643	2,701	5,393	1,287	12,025	-	908	-
MOOE	135,739	135,739	8,656	9,135	23,010	75,654	116,456	8,553	9,176	18,065	43,159	78,954	-	19,283	37,502
PARO - Agusan del Norte	79,335	79,335	18,143	27,199	20,680	12,736	78,758	17,701	27,072	20,502	13,295	78,571	-	577	187
PS	40,669	40,669	12,101	13,776	12,713	1,898	40,488	11,876	13,994	12,721	1,898	40,488	-	181	-
MOOE	38,666	38,666	6,042	13,423	7,967	10,838	38,270	5,825	13,079	7,781	11,398	38,083	-	396	187
PARO - Agusan del Sur	180,392	180,392	27,267	50,628	23,245	56,350	157,490	27,224	49,275	24,642	56,350	157,490	-	22,901	-
PS	46,354	46,354	21,129	17,507	1,403	4,916	44,954	21,129	16,672	2,238	4,916	44,954	-	1,400	-
MOOE	134,038	134,038	6,138	33,121	21,842	51,434	112,536	6,095	32,603	22,404	51,434	112,536	-	21,502	-
PARO - Surigao del Norte	101,866	101,866	17,702	29,666	20,217	34,254	101,839	17,700	29,517	13,940	35,731	96,888	-	27	4,950
PS	56,961	56,961	11,736	16,110	12,059	17,054	56,960	11,736	16,110	7,290	21,823	56,960	-	1	-
MOOE	37,567	37,567	5,966	13,555	6,920	11,099	37,541	5,964	13,407	5,412	10,357	35,140	-	26	2,400
CO	7,338	7,338	-	-	1,238	6,101	7,338	-	-	1,238	3,551	4,788	-	-	2,550
PENRO - Surigao City	100,050	100,050	20,859	22,553	19,357	33,932	96,701	18,720	23,509	18,076	35,004	95,309	-	3,349	1,392
PS	46,371	46,371	12,423	8,007	13,128	9,470	43,028	10,924	9,190	11,409	11,505	43,028	-	3,343	-
MOOE	41,689	41,689	8,436	14,546	3,954	14,747	41,683	7,796	14,319	4,392	13,784	40,291	-	6	1,392
CO	11,990	11,990	-	-	2,275	9,715	11,990	-	-	2,275	9,715	11,990	-	-	-
Regional Office - ARMM	437,861	437,861	57,856	84,250	72,113	180,464	394,682	57,852	84,250	71,889	148,120	362,111	-	43,179	32,571
PS	134,629	134,629	34,193	32,350	28,649	39,437	134,629	34,189	32,350	28,649	39,416	134,605	-	-	24
MOOE	303,232	303,232	23,663	51,900	43,463	141,027	260,053	23,663	51,900	43,240	108,703	227,507	-	43,179	32,547
DEPARTMENT OF AGRICULTURE															
TOTAL	71,524,814	68,894,422	14,010,193	11,458,832	15,975,481	14,502,493	55,946,998	8,774,948	7,088,573	8,552,781	8,617,959	33,034,261	2,630,393	12,947,423	22,912,737
PS	5,187,540	5,137,129	988,392	1,431,352	968,928	1,307,067	4,695,739	953,990	1,265,560	918,178	1,256,539	4,394,267	50,412	441,389	301,472
MOOE	31,117,643	30,702,679	5,095,388	7,126,181	7,834,250	6,646,757	26,702,577	2,386,461	4,079,734	4,661,641	4,694,418	15,822,253	414,964	4,000,102	10,880,324
CO	35,219,631	33,054,614	7,926,412	2,901,299	7,172,303	6,548,668	24,548,682	5,434,496	1,743,279	2,972,963	2,667,002	12,817,741	2,165,017	8,505,931	11,730,941
Office of the Secretary	62,886,998	60,447,628	12,563,804	9,804,232	14,655,623	11,969,111	48,992,769	7,381,855	5,699,718	7,411,681	7,136,514	27,629,769	2,439,370	11,454,858	21,363,001
PS	3,750,920	3,700,508	713,999	1,009,863	753,032	965,683	3,442,578	687,370	948,990	705,396	972,458	3,314,213	50,412	257,930	128,364
MOOE	26,167,661	25,798,720	4,025,775	6,018,054	6,982,880	5,253,832	22,280,541	1,451,080	3,087,742	3,917,111	3,706,144	12,162,078	368,941	3,518,179	10,118,463
CO	32,968,417	30,948,400	7,824,029	2,776,315	6,919,711	5,749,595	23,269,650	5,243,406	1,662,986	2,789,174	2,457,912	12,153,478	2,020,017	7,678,750	11,116,173

Note: Differences between the totals and the sum of components are due to rounding-off.

NATIONAL GOVERNMENT OF THE REPUBLIC OF THE PHILIPPINES
Statement of Appropriations, Allotments, Obligations, Disbursements and Balances

Statement D

By Department/Office/Agency/Province/City
 For Fiscal Year 2014
 (in thousand pesos)

Particulars	Appropriations Total	Allotments Total	Obligations					Disbursements					Unreleased Appropriations	Unobligated Allotments	Unpaid Obligations
			1st Qtr	2nd Qtr	3rd Qtr	4th Qtr	Total	1st Qtr	2nd Qtr	3rd Qtr	4th Qtr	Total			
NCR	34,230,946	31,791,576	8,030,617	2,957,234	7,228,791	5,784,067	24,000,710	5,930,051	2,277,340	3,481,905	3,087,036	14,776,332	2,439,370	7,790,867	9,224,378
PS	1,763,909	1,713,497	293,077	334,723	434,937	583,089	1,645,826	284,073	318,436	382,863	605,315	1,590,685	50,412	67,671	55,141
MOOE	6,209,003	5,840,062	929,476	1,243,978	1,212,747	1,769,341	5,155,542	686,796	797,765	727,905	628,398	2,840,864	368,941	684,520	2,314,678
CO	26,258,034	24,238,017	6,808,065	1,378,533	5,581,107	3,431,636	17,199,341	4,959,182	1,161,139	2,371,137	1,853,324	10,344,782	2,020,017	7,038,675	6,854,559
Central Office	8,748,240	6,308,870	329,893	584,017	610,733	2,102,482	3,627,125	243,985	206,149	158,043	266,925	875,102	2,439,370	2,681,745	2,752,023
Quezon City															
PS	332,403	281,991	61,493	89,390	46,686	66,719	264,288	59,607	90,638	45,982	65,360	261,587	50,412	17,703	2,701
MOOE	3,309,653	2,940,712	262,872	493,825	563,761	1,124,300	2,444,758	184,369	114,514	105,553	199,666	604,103	368,941	495,954	1,840,655
CO	5,106,184	3,086,167	5,528	802	287	911,462	918,080	8	998	6,508	1,899	9,413	2,020,017	2,168,087	908,667
Bureau of Agricultural Research	1,005,024	1,005,024	217,405	314,310	205,576	266,952	1,004,243	202,002	279,663	248,486	132,306	862,456	-	782	141,786
Quezon City															
PS	25,659	25,659	5,809	7,566	3,992	7,979	25,345	5,167	7,341	3,534	7,197	23,239	-	314	2,106
MOOE	979,365	979,365	211,596	306,744	201,584	258,973	978,898	196,835	272,321	244,952	125,110	839,218	-	467	139,680
Bureau of Agricultural Statistics	453,051	453,051	105,866	132,431	121,083	85,466	444,846	83,129	115,397	107,188	105,985	411,700	-	8,205	33,146
Quezon City															
PS	296,810	296,810	57,732	77,029	91,837	64,399	290,997	59,978	69,588	74,408	65,144	269,117	-	5,813	21,880
MOOE	154,571	154,571	47,691	54,925	28,978	20,876	152,469	23,130	45,347	32,446	40,477	141,400	-	2,102	11,069
CO	1,670	1,670	444	477	268	191	1,380	21	462	335	365	1,182	-	290	198
Bureau of Animal Industry	831,572	831,572	58,399	104,870	336,041	261,326	760,635	39,475	62,724	313,125	99,775	515,099	-	70,937	245,536
Quezon City															
PS	173,983	173,983	25,160	30,234	52,389	61,688	169,470	25,152	29,132	51,519	51,916	157,719	-	4,512	11,752
MOOE	377,341	377,341	31,274	57,744	111,170	135,871	336,059	14,318	30,623	89,192	45,205	179,337	-	41,282	156,721
CO	280,249	280,249	1,965	16,892	172,482	63,767	255,106	5	2,969	172,414	2,654	178,043	-	25,143	77,063
Bureau of Plant Industry	541,640	541,640	90,212	89,284	78,134	269,023	526,653	81,945	86,962	81,890	237,996	488,794	-	14,987	37,859
Quezon City															
PS	323,471	323,471	42,064	40,512	30,605	206,265	319,447	42,060	38,228	32,893	203,600	316,782	-	4,024	2,665
MOOE	214,829	214,829	47,135	48,545	47,336	61,000	204,015	39,785	48,630	48,845	34,309	171,569	-	10,814	32,446
CO	3,340	3,340	1,013	227	193	1,758	3,190	100	104	152	86	442	-	150	2,748
Agricultural Training Institute	1,148,766	1,148,766	233,591	266,269	326,119	221,033	1,047,011	187,406	242,348	274,663	266,679	971,095	-	101,755	75,917
Quezon City															
PS	378,319	378,319	47,483	50,506	135,244	128,414	361,647	46,233	40,396	109,103	158,163	353,895	-	16,672	7,752
MOOE	750,355	750,355	178,621	215,762	187,390	84,399	666,172	135,426	200,210	164,817	100,833	601,287	-	84,183	64,885
CO	20,092	20,092	7,488	-	3,484	8,220	19,192	5,747	1,741	742	7,683	15,913	-	900	3,279

Note: Differences between the totals and the sum of components are due to rounding-off.

NATIONAL GOVERNMENT OF THE REPUBLIC OF THE PHILIPPINES
Statement of Appropriations, Allotments, Obligations, Disbursements and Balances
By Department/Office/Agency/Province/City
For Fiscal Year 2014
(in thousand pesos)

Statement D

Particulars	Appropriations Total	Allotments Total	Obligations					Disbursements					Unreleased Appropriations	Unobligated Allotments	Unpaid Obligations
			1st Qtr	2nd Qtr	3rd Qtr	4th Qtr	Total	1st Qtr	2nd Qtr	3rd Qtr	4th Qtr	Total			
Bureau of Soils and Water Management	386,124	386,124	68,022	39,964	144,708	87,858	340,552	42,844	46,995	94,961	110,396	295,197	-	45,572	45,355
Quezon City															
PS	161,644	161,644	37,009	20,106	65,357	22,451	144,924	31,187	26,215	64,629	20,080	142,110	-	16,720	2,814
MOOE	194,774	194,774	30,272	19,345	64,080	52,244	165,941	11,657	19,916	24,524	78,274	134,372	-	28,833	31,569
CO	29,707	29,707	742	512	15,271	13,163	29,687	-	864	5,809	12,042	18,714	-	20	10,973
National Irrigation Administration	21,116,528	21,116,528	6,927,230	1,426,090	5,406,397	2,489,928	16,249,645	5,049,265	1,237,101	2,203,548	1,866,975	10,356,889	-	4,866,883	5,892,756
Quezon City															
PS	71,621	71,621	16,328	19,379	8,826	25,175	69,708	14,689	16,897	795	33,855	66,236	-	1,913	3,472
MOOE	228,115	228,115	120,015	47,088	8,449	31,679	207,230	81,276	66,203	17,576	4,524	169,578	-	20,885	37,652
CO	20,816,792	20,816,792	6,790,886	1,359,623	5,389,122	2,433,075	15,972,706	4,953,301	1,154,002	2,185,177	1,828,596	10,121,075	-	4,844,086	5,851,631
Regional Office I	1,517,769	1,517,769	171,613	533,794	359,437	402,621	1,467,465	28,754	198,688	510,987	290,204	1,028,633	350	50,304	438,832
San Fernando City															
PS	106,951	106,951	19,504	44,822	19,295	23,329	106,951	11,983	15,382	37,159	34,038	98,562	-	-	8,389
MOOE	1,183,367	1,183,367	86,796	467,790	327,135	263,221	1,144,942	9,345	154,485	451,128	227,629	842,588	-	38,425	302,354
CO	227,452	227,452	65,313	21,182	13,006	116,071	215,572	7,425	28,820	22,701	28,536	87,483	-	11,879	128,089
Regional Office - CAR	1,442,165	1,442,165	161,526	399,652	378,846	217,271	1,157,295	33,521	135,952	198,501	204,167	572,140	-	284,870	585,155
Baguio City															
PS	52,966	52,966	10,724	19,413	10,099	11,188	51,423	10,724	16,628	12,884	11,188	51,423	-	1,543	-
MOOE	1,106,579	1,106,579	150,773	367,752	287,383	195,297	1,001,204	22,797	119,008	183,361	178,924	504,089	-	105,375	497,115
CO	282,620	282,620	29	12,488	81,364	10,786	104,668	-	316	2,256	14,056	16,627	-	177,952	88,040
Regional Office II	1,395,511	1,395,511	920,685	241,166	112,454	119,649	1,393,952	204,849	433,919	380,454	292,326	1,311,548	-	1,558	82,404
Tuguegarao City, Cagayan															
PS	138,428	138,428	21,348	57,762	17,684	40,076	136,870	19,251	59,832	17,689	21,667	118,439	-	1,558	18,431
MOOE	992,621	992,621	676,801	160,672	88,850	66,298	992,621	160,946	296,175	297,880	189,154	944,156	-	-	48,465
CO	264,462	264,462	222,535	22,732	5,920	13,275	264,462	24,653	77,913	64,885	81,505	248,954	-	-	15,508
Regional Office III	2,301,867	2,301,867	387,084	437,477	262,169	1,017,328	2,104,058	214,034	345,932	249,346	232,098	1,041,409	-	197,808	1,062,649
San Fernando, Pampanga															
PS	120,777	120,777	14,650	48,041	16,932	20,770	100,393	14,650	48,041	16,932	19,574	99,197	-	20,384	1,196
MOOE	1,139,041	1,139,041	256,311	336,471	244,620	216,323	1,053,726	137,288	256,921	205,051	166,640	765,899	-	85,315	287,826
CO	1,042,049	1,042,049	116,122	52,965	618	780,235	949,940	62,096	40,970	27,363	45,884	176,313	-	92,109	773,626
Regional Office IV-A	1,344,471	1,344,471	78,791	362,825	474,195	267,474	1,183,285	38,343	160,018	197,390	337,589	733,341	-	161,186	449,944
Quezon City															
PS	193,985	193,985	26,772	52,063	23,167	70,522	172,524	26,734	51,764	23,167	69,842	171,507	-	21,461	1,016
MOOE	952,806	952,806	45,126	200,481	401,701	192,910	840,218	11,319	84,004	125,190	220,378	440,891	-	112,588	399,327
CO	197,679	197,679	6,893	110,281	49,327	4,041	170,543	290	24,251	49,034	47,369	120,943	-	27,136	49,601

Note: Differences between the totals and the sum of components are due to rounding-off.

NATIONAL GOVERNMENT OF THE REPUBLIC OF THE PHILIPPINES
Statement of Appropriations, Allotments, Obligations, Disbursements and Balances

Statement D

By Department/Office/Agency/Province/City
 For Fiscal Year 2014
 (in thousand pesos)

Particulars	Appropriations Total	Allotments Total	Obligations					Disbursements					Unreleased Appropriations	Unobligated Allotments	Unpaid Obligations
			1st Qtr	2nd Qtr	3rd Qtr	4th Qtr	Total	1st Qtr	2nd Qtr	3rd Qtr	4th Qtr	Total			
Regional Office IV-B	1,266,436	1,266,436	64,447	393,552	353,545	391,152	1,202,697	50,689	250,547	167,089	314,116	782,442	-	63,740	420,255
Quezon City															
PS	149,934	149,934	40,518	47,948	20,917	19,039	128,422	40,319	47,855	20,919	18,782	127,875	-	21,512	546
MOOE	1,048,561	1,048,561	23,638	339,400	304,778	344,891	1,012,707	10,370	201,891	144,482	272,980	629,722	-	35,854	382,985
CO	67,942	67,942	292	6,204	27,849	27,223	61,568	-	801	1,689	22,354	24,844	-	6,374	36,724
Regional Office V	2,988,580	2,988,580	677,137	624,960	414,017	1,203,701	2,919,814	105,105	443,729	208,447	407,162	1,164,443	-	68,766	1,755,371
Camarines Sur															
PS	130,709	130,709	36,985	52,952	19,712	21,060	130,709	31,372	42,754	13,058	18,667	105,850	-	-	24,858
MOOE	1,847,111	1,847,111	551,606	547,577	366,247	375,875	1,841,306	73,733	354,350	183,541	373,615	985,241	-	5,805	856,065
CO	1,010,760	1,010,760	88,545	24,431	28,057	806,766	947,799	-	46,625	11,847	14,880	73,351	-	62,961	874,448
Regional Office VI	2,560,895	2,560,895	473,009	731,853	497,120	597,433	2,299,416	47,782	154,421	253,928	228,822	684,952	-	261,479	1,614,464
Iloilo City															
PS	131,007	131,007	25,034	56,429	13,675	19,724	114,862	25,013	55,607	13,757	19,111	113,487	-	16,145	1,375
MOOE	2,050,213	2,050,213	406,427	566,951	478,309	366,601	1,818,288	22,769	98,520	227,116	202,054	550,459	-	231,925	1,267,829
CO	379,675	379,675	41,548	108,473	5,137	211,108	366,267	-	294	13,055	7,656	21,006	-	13,409	345,261
Regional Office VII	1,701,725	1,701,725	140,756	446,528	672,925	30,341	1,290,549	132,818	84,419	449,484	140,538	807,258	-	411,176	483,291
Cebu City															
PS	208,064	208,064	20,230	50,206	75,786	23,249	169,471	20,230	50,204	75,786	23,198	169,418	-	38,593	53
MOOE	1,371,696	1,371,696	119,305	322,747	564,455	2,362	1,008,869	111,432	30,984	343,378	110,613	596,406	-	362,827	412,463
CO	121,966	121,966	1,221	73,575	32,684	4,730	112,210	1,156	3,231	30,320	6,727	41,434	-	9,756	70,775
Regional Office VIII	2,671,612	2,671,612	60,238	372,254	923,874	500,604	1,856,970	40,833	207,078	170,096	321,806	739,813	-	814,641	1,117,157
Tacloban City															
PS	157,223	157,223	29,344	70,964	17,870	18,377	136,555	29,344	69,452	12,786	18,985	130,566	-	20,669	5,988
MOOE	2,255,869	2,255,869	30,883	291,366	716,449	437,234	1,475,931	11,489	137,337	128,234	295,371	572,431	-	779,938	903,500
CO	258,520	258,520	11	9,924	189,555	44,994	244,485	-	290	29,076	7,450	36,816	-	14,035	207,669
Regional Office IX	1,607,588	1,607,588	365,647	370,243	532,131	288,473	1,556,494	362,066	299,859	341,164	178,255	1,181,345	-	51,094	375,149
Zamboanga City															
PS	167,180	167,180	46,984	59,591	19,706	35,517	161,799	46,981	59,504	19,106	35,250	160,841	-	5,381	958
MOOE	1,055,589	1,055,589	140,080	226,873	464,311	192,149	1,023,414	136,755	168,570	309,058	123,810	738,193	-	32,176	285,221
CO	384,819	384,819	178,583	83,779	48,113	60,806	371,281	178,330	71,785	13,001	19,195	282,311	-	13,538	88,970
Regional Office X	1,733,702	1,733,702	319,351	344,142	437,105	246,851	1,347,448	29,252	98,304	105,468	255,486	488,510	-	386,253	858,938
Cagayan De Oro City															
PS	109,846	109,846	21,218	41,406	17,952	22,402	102,978	19,682	39,347	14,524	22,336	95,889	-	6,867	7,089
MOOE	1,257,214	1,257,214	166,633	215,731	378,424	184,296	945,083	9,570	39,503	54,581	159,050	262,705	-	312,130	682,378
CO	366,643	366,643	131,500	87,005	40,729	40,153	299,387	-	19,454	36,362	74,100	129,916	-	67,256	169,471

Note: Differences between the totals and the sum of components are due to rounding-off.

NATIONAL GOVERNMENT OF THE REPUBLIC OF THE PHILIPPINES
Statement of Appropriations, Allotments, Obligations, Disbursements and Balances
 By Department/Office/Agency/Province/City
 For Fiscal Year 2014
 (in thousand pesos)

Statement D

Particulars	Appropriations Total	Allotments Total	Obligations					Disbursements					Unreleased Appropriations	Unobligated Allotments	Unpaid Obligations
			1st Qtr	2nd Qtr	3rd Qtr	4th Qtr	Total	1st Qtr	2nd Qtr	3rd Qtr	4th Qtr	Total			
Regional Office XI	1,757,425	1,757,425	163,820	546,959	276,606	372,151	1,359,535	94,249	104,588	147,892	249,704	596,433	-	397,890	763,102
Davao City															
PS	156,342	156,342	80,832	19,059	15,335	19,929	135,155	80,818	19,116	15,273	19,445	134,652	-	21,187	503
MOOE	996,369	996,369	69,879	219,623	230,501	166,811	686,814	13,255	64,689	86,981	142,048	306,973	-	309,555	379,842
CO	604,714	604,714	13,108	308,277	30,770	185,410	537,565	176	20,783	45,639	88,211	154,808	-	67,148	382,757
Regional Office XII	2,813,481	2,813,481	472,076	443,547	1,491,942	224,185	2,631,750	42,197	349,170	386,791	344,770	1,122,928	-	181,731	1,508,823
Koronadal City															
PS	114,577	114,577	18,403	36,494	22,699	27,006	104,602	18,403	36,494	22,229	24,708	101,833	-	9,976	2,768
MOOE	1,716,645	1,716,645	342,302	276,176	775,596	180,831	1,574,906	23,794	235,709	340,373	244,270	844,145	-	141,739	730,761
CO	982,259	982,259	111,372	130,877	693,646	16,348	952,243	-	76,968	24,189	75,793	176,949	-	30,016	775,293
Regional Office XIII	1,552,825	1,552,825	77,007	598,046	240,467	305,810	1,221,330	27,312	155,753	162,740	252,436	598,242	-	331,495	623,088
Butuan City															
PS	49,023	49,023	8,377	17,991	7,266	10,407	44,040	7,793	18,575	7,266	10,354	43,988	-	4,982	53
MOOE	984,977	984,977	29,738	234,467	141,373	299,391	704,970	9,421	47,831	108,854	171,208	337,315	-	280,007	367,655
CO	518,825	518,825	38,892	345,587	91,828	(3,988)	472,320	10,097	89,348	46,620	70,874	216,939	-	46,505	255,381
Bureau of Fisheries and Aquatic Resources	6,561,742	6,416,742	1,049,052	1,134,680	971,331	1,956,836	5,111,900	1,075,497	1,003,547	808,138	993,508	3,880,691	145,000	1,304,842	1,231,210
PS	584,003	584,003	105,784	126,112	92,697	181,802	506,395	103,305	120,190	90,098	159,311	472,904	-	77,608	33,491
MOOE	3,883,274	3,883,274	847,386	915,574	668,103	1,034,879	3,465,943	787,191	804,468	561,723	673,145	2,826,527	-	417,332	639,416
CO	2,094,465	1,949,465	95,881	92,994	210,532	740,155	1,139,563	185,000	78,889	156,317	161,053	581,260	145,000	809,903	558,303
NCR	2,334,589	2,189,589	189,582	433,495	165,592	419,712	1,208,381	188,910	386,451	159,955	235,521	970,837	145,000	981,208	237,543
PS	253,255	253,255	35,286	47,658	25,938	69,076	177,957	35,171	47,658	25,919	47,409	156,156	-	75,298	21,801
MOOE	1,231,140	1,231,140	149,210	364,935	132,556	302,119	948,820	148,678	318,169	128,278	176,268	771,392	-	282,320	177,428
CO	850,194	705,194	5,086	20,902	7,098	48,518	81,604	5,061	20,625	5,758	11,845	43,289	145,000	623,591	38,315
Central Office	2,222,511	2,077,511	169,095	407,359	137,343	386,549	1,100,345	168,451	360,469	131,744	206,803	867,467	145,000	977,166	232,878
Quezon City															
PS	231,983	231,983	29,080	42,335	21,346	63,995	156,757	28,993	42,335	21,327	42,378	135,033	-	75,226	21,724
MOOE	1,148,226	1,148,226	135,122	345,327	109,743	276,269	866,462	134,590	298,655	105,443	152,761	691,450	-	281,764	175,012
CO	842,302	697,302	4,892	19,696	6,254	46,284	77,126	4,868	19,478	4,974	11,664	40,984	145,000	620,176	36,142
National Fisheries Research and Development Institute	112,078	112,078	20,487	26,136	28,249	33,163	108,036	20,459	25,983	28,210	28,719	103,370	-	4,042	4,665
Quezon City															
PS	21,272	21,272	6,206	5,322	4,592	5,080	21,200	6,178	5,322	4,592	5,031	21,124	-	72	77
MOOE	82,914	82,914	14,087	19,608	22,814	25,849	82,358	14,087	19,513	22,835	23,506	79,942	-	556	2,416
CO	7,892	7,892	193	1,206	844	2,234	4,478	193	1,147	784	181	2,305	-	3,415	2,173

Note: Differences between the totals and the sum of components are due to rounding-off.

NATIONAL GOVERNMENT OF THE REPUBLIC OF THE PHILIPPINES
Statement of Appropriations, Allotments, Obligations, Disbursements and Balances
By Department/Office/Agency/Province/City
For Fiscal Year 2014
(in thousand pesos)

Statement D

Particulars	Appropriations Total	Allotments Total	Obligations					Disbursements					Unreleased Appropriations	Unobligated Allotments	Unpaid Obligations
			1st Qtr	2nd Qtr	3rd Qtr	4th Qtr	Total	1st Qtr	2nd Qtr	3rd Qtr	4th Qtr	Total			
Regional Office I	140,533	140,533	15,951	34,732	28,694	35,157	114,533	167	755	398	109,353	110,673	-	26,000	3,860
San Fernando City															
PS	13,803	13,803	990	4,992	5,340	2,481	13,803	167	755	398	12,217	13,537	-	-	266
MOOE	91,226	91,226	14,587	27,311	20,302	29,027	91,226	-	-	-	88,967	88,967	-	-	2,259
CO	35,504	35,504	374	2,429	3,052	3,649	9,504	-	-	-	8,169	8,169	-	26,000	1,335
Regional Office - CAR	51,386	51,386	10,081	15,910	9,296	14,199	49,487	7,632	13,981	11,280	15,586	48,478	-	1,900	1,008
Baguio City															
PS	8,997	8,997	1,875	2,073	1,822	3,222	8,992	1,873	2,075	1,822	3,222	8,992	-	5	c
MOOE	36,788	36,788	7,689	12,855	6,273	8,937	35,754	5,289	11,075	8,058	11,162	35,584	-	1,034	170
CO	5,601	5,601	518	981	1,201	2,040	4,741	470	831	1,399	1,202	3,903	-	860	838
Regional Office II	145,512	145,512	53,955	22,494	27,796	32,071	136,316	37,134	18,261	17,351	11,278	84,023	-	9,196	52,292
PS	15,332	15,332	3,342	3,854	3,290	4,725	15,211	3,310	3,661	3,440	3,357	13,767	-	121	1,443
MOOE	111,510	111,510	49,520	14,980	18,848	24,640	107,988	33,067	12,680	9,683	6,652	62,082	-	3,522	45,906
CO	18,670	18,670	1,093	3,660	5,658	2,706	13,117	757	1,920	4,228	1,269	8,174	-	5,553	4,943
Regional Office Proper	128,711	128,711	50,230	18,875	24,841	25,836	119,781	34,479	13,803	14,550	4,656	67,489	-	8,930	52,292
Tuguegarao City															
PS	10,222	10,222	2,261	2,617	2,154	3,190	10,222	2,230	2,575	2,154	1,820	8,779	-	-	1,443
MOOE	101,819	101,819	47,375	12,822	17,173	21,066	98,436	31,656	9,869	8,225	2,781	52,531	-	3,383	45,906
CO	16,670	16,670	593	3,436	5,514	1,579	11,123	593	1,360	4,171	55	6,179	-	5,547	4,943
Regional Fisheries Training Center II	16,801	16,801	3,725	3,619	2,955	6,236	16,535	2,654	4,458	2,801	6,622	16,535	-	266	-
Aparri, Cagayan															
PS	5,110	5,110	1,081	1,237	1,136	1,535	4,989	1,080	1,086	1,286	1,536	4,989	-	121	-
MOOE	9,691	9,691	2,145	2,158	1,675	3,574	9,552	1,411	2,812	1,458	3,871	9,552	-	139	-
CO	2,000	2,000	499	224	144	1,127	1,994	163	560	57	1,214	1,994	-	6	-
Regional Office III	177,250	177,250	24,133	56,784	27,298	55,752	163,966	24,330	54,818	27,145	43,835	150,127	-	13,284	13,839
San Fernando, Pampanga															
PS	20,798	20,798	4,221	5,691	3,791	7,077	20,779	4,221	5,691	3,791	7,077	20,779	-	18	c
MOOE	128,155	128,155	19,452	46,300	22,380	36,999	125,131	20,083	43,901	22,227	32,822	119,032	-	3,024	6,099
CO	28,297	28,297	460	4,794	1,126	11,676	18,055	27	5,226	1,126	3,936	10,315	-	10,242	7,740
Regional Office IV-A	191,191	191,191	16,346	36,052	74,048	41,319	167,765	14,880	22,047	28,354	41,977	107,258	-	23,426	60,507
Quezon City															
PS	30,963	30,963	6,180	9,374	3,952	11,087	30,593	6,085	7,426	6,048	9,225	28,784	-	370	1,809
MOOE	105,351	105,351	10,166	26,276	26,220	27,430	90,092	8,795	14,484	21,570	25,639	70,488	-	15,259	19,604
CO	54,877	54,877	-	402	43,877	2,802	47,080	-	136	737	7,113	7,986	-	7,797	39,094

Note: Differences between the totals and the sum of components are due to rounding-off.

NATIONAL GOVERNMENT OF THE REPUBLIC OF THE PHILIPPINES
Statement of Appropriations, Allotments, Obligations, Disbursements and Balances

Statement D

By Department/Office/Agency/Province/City
 For Fiscal Year 2014
 (in thousand pesos)

Particulars	Appropriations Total	Allotments Total	Obligations					Disbursements					Unreleased Appropriations	Unobligated Allotments	Unpaid Obligations
			1st Qtr	2nd Qtr	3rd Qtr	4th Qtr	Total	1st Qtr	2nd Qtr	3rd Qtr	4th Qtr	Total			
Regional Office IV-B	290,055	290,055	26,697	42,896	162,567	47,193	279,354	55,441	38,853	148,786	35,239	278,319	-	10,701	1,035
PS	23,700	23,700	4,920	5,595	5,233	7,511	23,259	4,763	5,257	5,340	7,898	23,259	-	441	<i>c</i>
MOOE	145,653	145,653	21,658	33,283	48,547	38,212	141,700	24,381	29,596	41,259	45,429	140,665	-	3,953	1,035
CO	120,702	120,702	119	4,018	108,787	1,471	114,395	26,297	4,000	102,187	(18,089)	114,395	-	6,307	-
Regional Office Proper	272,850	272,850	23,982	39,398	158,826	41,031	263,237	52,726	35,356	145,044	29,118	262,243	-	9,613	994
Palawan															
PS	17,816	17,816	3,710	4,343	3,732	6,030	17,816	3,554	4,005	3,839	6,418	17,816	-	-	-
MOOE	136,332	136,332	20,195	31,130	46,494	34,900	132,719	22,918	27,444	39,205	42,159	131,726	-	3,613	994
CO	118,702	118,702	77	3,925	108,600	100	112,702	26,254	3,907	102,000	(19,459)	112,702	-	6,000	-
Regional Fisheries															
Training Center IV-B	17,205	17,205	2,715	3,498	3,741	6,163	16,117	2,715	3,498	3,741	6,121	16,076	-	1,088	41
Palawan															
PS	5,884	5,884	1,210	1,252	1,501	1,480	5,443	1,210	1,252	1,501	1,480	5,443	-	441	<i>c</i>
MOOE	9,321	9,321	1,463	2,153	2,053	3,312	8,981	1,463	2,153	2,053	3,270	8,939	-	340	41
CO	2,000	2,000	42	93	187	1,371	1,693	42	93	187	1,371	1,693	-	307	-
Regional Office V	257,989	257,989	26,456	38,331	42,131	127,230	234,149	26,456	38,331	42,131	87,153	194,072	-	23,841	40,077
Camarines Sur															
PS	33,678	33,678	7,335	6,847	5,253	14,069	33,504	7,335	6,847	5,253	14,038	33,472	-	173	32
MOOE	159,955	159,955	19,121	31,210	33,958	59,203	143,492	19,121	31,210	33,958	46,098	130,387	-	16,463	13,105
CO	64,357	64,357	-	274	2,920	53,958	57,153	-	274	2,920	27,017	30,212	-	7,205	26,941
Regional Office VI	489,831	489,831	149,971	58,782	72,910	183,480	465,144	172,040	63,976	39,774	34,918	310,709	-	24,687	154,435
Iloilo City															
PS	18,688	18,688	4,042	4,569	3,932	5,881	18,425	3,007	4,678	3,534	6,087	17,306	-	263	1,118
MOOE	301,995	301,995	112,037	43,503	58,668	72,568	286,776	135,152	58,515	25,119	21,426	240,212	-	15,219	46,564
CO	169,149	169,149	33,892	10,710	10,310	105,031	159,944	33,881	784	11,121	7,405	53,191	-	9,205	106,753
Regional Office VII	475,619	475,619	110,575	93,592	43,930	176,844	424,941	132,009	94,467	81,047	65,655	373,179	-	50,678	51,763
PS	43,457	43,457	9,625	9,685	8,992	14,975	43,276	9,537	10,028	9,201	14,443	43,208	-	180	69
MOOE	263,850	263,850	93,798	78,796	34,328	55,158	262,081	51,633	78,663	67,690	48,643	246,629	-	1,768	15,453
CO	168,313	168,313	7,152	5,110	610	106,711	119,584	70,839	5,777	4,157	2,570	83,342	-	48,730	36,241
Regional Office Proper	420,960	420,960	107,053	90,316	40,924	170,042	408,334	128,599	90,883	77,818	60,290	357,589	-	12,625	50,745
Cebu City															
PS	38,049	38,049	8,212	8,819	8,211	12,702	37,944	8,212	8,819	8,182	12,663	37,876	-	104	69
MOOE	254,477	254,477	91,689	76,793	32,103	52,143	252,728	49,548	76,683	65,479	45,663	237,373	-	1,749	15,354
CO	128,434	128,434	7,152	4,704	610	105,197	117,662	70,839	5,381	4,157	1,964	82,340	-	10,772	35,322

Note: Differences between the totals and the sum of components are due to rounding-off.

NATIONAL GOVERNMENT OF THE REPUBLIC OF THE PHILIPPINES
Statement of Appropriations, Allotments, Obligations, Disbursements and Balances

Statement D

By Department/Office/Agency/Province/City
 For Fiscal Year 2014
 (in thousand pesos)

Particulars	Appropriations Total	Allotments Total	Obligations					Disbursements					Unreleased Appropriations	Unobligated Allotments	Unpaid Obligations	
			1st Qtr	2nd Qtr	3rd Qtr	4th Qtr	Total	1st Qtr	2nd Qtr	3rd Qtr	4th Qtr	Total				
Regional Fisheries																
Training Center VII	54,660	54,660	3,522	3,276	3,006	6,803	16,607	3,410	3,585	3,230	5,365	15,589	-	38,053	1,018	
Cebu City																
PS	5,408	5,408	1,413	866	780	2,273	5,332	1,325	1,208	1,019	1,780	5,332	-	76	-	
MOOE	9,373	9,373	2,109	2,003	2,225	3,016	9,354	2,085	1,980	2,211	2,980	9,255	-	19	98	
CO	39,879	39,879	-	407	-	1,514	1,921	-	396	-	605	1,002	-	37,958	920	
Regional Office VIII	1,270,382	1,270,382	331,646	143,043	164,127	598,324	1,237,140	331,128	130,728	108,541	150,670	721,067	-	33,242	516,073	
PS	29,656	29,656	6,192	6,929	5,826	10,695	29,641	6,163	6,929	5,825	8,665	27,582	-	15	2,059	
MOOE	784,886	784,886	285,277	106,531	144,806	226,227	762,842	284,816	94,870	89,043	50,177	518,906	-	22,044	243,936	
CO	455,840	455,840	40,178	29,582	13,495	361,402	444,657	40,149	28,930	13,673	91,828	174,579	-	11,184	270,078	
Regional Office Proper	1,251,070	1,251,070	327,591	139,138	159,390	591,760	1,217,878	327,353	126,839	103,742	144,391	702,324	-	33,192	515,554	
Tacloban City																
PS	22,965	22,965	4,882	5,537	4,628	7,903	22,950	4,854	5,537	4,628	6,372	21,391	-	15	1,559	
MOOE	774,265	774,265	283,031	104,440	141,436	223,335	752,242	282,821	92,822	85,610	47,070	508,324	-	22,023	243,918	
CO	453,840	453,840	39,678	29,161	13,325	360,523	442,686	39,678	28,479	13,503	90,948	172,609	-	11,154	270,078	
Regional Fisheries																
Training Center VIII	19,312	19,312	4,056	3,905	4,737	6,564	19,262	3,776	3,889	4,799	6,279	18,744	-	50	518	
Tacloban City																
PS	6,691	6,691	1,310	1,392	1,197	2,792	6,691	1,310	1,392	1,197	2,292	6,191	-	c	500	
MOOE	10,621	10,621	2,246	2,092	3,370	2,892	10,600	1,995	2,048	3,432	3,107	10,582	-	20	18	
CO	2,000	2,000	500	421	170	880	1,971	471	450	170	880	1,971	-	30	-	
Regional Office IX	144,342	144,342	18,174	43,660	16,814	40,200	118,848	18,024	33,543	13,417	26,386	91,370	-	25,493	27,478	
PS	21,333	21,333	7,250	3,664	2,991	7,175	21,081	7,131	4,007	3,229	5,457	19,825	-	252	1,256	
MOOE	111,936	111,936	10,923	35,800	10,826	29,493	87,043	10,893	27,587	10,188	20,248	68,916	-	24,894	18,127	
CO	11,073	11,073	-	4,196	2,998	3,532	10,725	-	1,949	-	680	2,629	-	348	8,095	
Regional Office Proper	127,561	127,561	14,651	40,384	13,808	33,398	102,241	14,614	29,958	10,187	21,021	75,781	-	25,320	26,460	
Zamboanga City																
PS	15,924	15,924	5,837	2,798	2,210	4,903	15,749	5,806	2,798	2,210	3,678	14,493	-	176	1,256	
MOOE	102,564	102,564	8,814	33,797	8,600	26,478	77,689	8,808	25,607	7,977	17,269	59,661	-	24,875	18,028	
CO	9,073	9,073	-	3,789	2,998	2,017	8,803	-	1,553	-	75	1,628	-	270	7,176	
Regional Fisheries																
Training Center IX	16,781	16,781	3,522	3,276	3,006	6,803	16,607	3,410	3,585	3,230	5,365	15,589	-	174	1,018	
Zamboanga City																
PS	5,408	5,408	1,413	866	780	2,273	5,332	1,325	1,208	1,019	1,780	5,332	-	76	-	
MOOE	9,373	9,373	2,109	2,003	2,225	3,016	9,354	2,085	1,980	2,211	2,980	9,255	-	19	98	
CO	2,000	2,000	-	407	-	1,514	1,921	-	396	-	605	1,002	-	79	920	

Note: Differences between the totals and the sum of components are due to rounding-off.

NATIONAL GOVERNMENT OF THE REPUBLIC OF THE PHILIPPINES
Statement of Appropriations, Allotments, Obligations, Disbursements and Balances
 By Department/Office/Agency/Province/City
 For Fiscal Year 2014
 (in thousand pesos)

Statement D

Particulars	Appropriations Total	Allotments Total	Obligations					Disbursements					Unreleased Appropriations	Unobligated Allotments	Unpaid Obligations
			1st Qtr	2nd Qtr	3rd Qtr	4th Qtr	Total	1st Qtr	2nd Qtr	3rd Qtr	4th Qtr	Total			
Regional Office X	136,177	136,177	14,152	25,355	34,477	46,874	120,858	13,671	21,664	28,092	20,824	84,252	-	15,318	36,607
Cagayan de Oro City															
PS	15,355	15,355	3,302	3,951	5,851	2,147	15,251	3,302	3,951	5,843	2,110	15,206	-	104	45
MOOE	89,631	89,631	10,839	20,333	26,520	24,183	81,875	10,357	17,118	21,704	8,624	57,803	-	7,756	24,072
CO	31,191	31,191	12	1,071	2,105	20,544	23,733	12	595	545	10,090	11,242	-	7,458	12,490
Regional Office XI	154,894	154,894	22,605	39,719	31,992	45,340	139,656	21,708	32,735	35,978	36,319	126,740	-	15,238	12,917
PS	21,988	21,988	4,618	5,309	4,894	7,057	21,878	4,618	5,310	4,878	6,615	21,421	-	109	457
MOOE	122,985	122,985	17,289	31,427	24,646	36,743	110,105	12,985	23,648	27,466	34,313	98,412	-	12,880	11,693
CO	9,921	9,921	699	2,983	2,452	1,540	7,673	4,105	3,777	3,634	(4,609)	6,906	-	2,248	766
Regional Office Proper															
Davao City															
PS	16,832	16,832	3,491	4,074	3,828	5,329	16,722	3,491	4,074	3,812	4,888	16,265	-	109	457
MOOE	103,963	103,963	12,204	26,341	20,380	32,159	91,084	7,900	18,563	23,200	30,330	79,992	-	12,880	11,092
CO	6,054	6,054	118	2,110	369	1,214	3,811	25	270	1,551	1,198	3,044	-	2,243	766
Regional Fisheries Training Center X															
Panabo City															
PS	5,156	5,156	1,127	1,235	1,067	1,727	5,156	1,127	1,235	1,067	1,727	5,156	-	c	-
MOOE	19,022	19,022	5,085	5,086	4,266	4,584	19,021	5,085	5,086	4,266	3,983	18,420	-	1	601
CO	3,868	3,868	580	872	2,083	327	3,862	4,080	3,507	2,083	(5,807)	3,862	-	6	-
Regional Office XII	153,227	153,227	7,765	18,112	30,572	51,185	107,634	7,765	18,112	30,113	40,332	96,321	-	45,594	11,313
General Santos City															
PS	22,224	22,224	4,638	3,348	3,822	10,166	21,974	4,638	3,348	3,822	7,057	18,864	-	250	3,109
MOOE	82,003	82,003	3,127	14,764	25,224	36,715	79,830	3,127	14,764	25,224	33,185	76,300	-	2,173	3,530
CO	49,000	49,000	-	-	1,527	4,303	5,830	-	-	1,067	89	1,157	-	43,170	4,673
Regional Office XIII	148,764	148,764	30,962	31,723	39,088	41,955	143,728	24,202	34,825	35,777	38,462	133,266	-	5,035	10,462
Butuan City															
PS	10,779	10,779	1,970	2,571	1,771	4,458	10,771	1,984	2,571	1,755	4,435	10,745	-	8	26
MOOE	116,209	116,209	22,692	27,269	34,001	27,226	111,188	18,815	28,189	30,258	23,490	100,751	-	5,022	10,436
CO	21,775	21,775	6,299	1,883	3,316	10,271	21,770	3,403	4,064	3,765	10,537	21,770	-	6	c
Fertilizer and Pesticides Authority	66,136	66,136	13,607	13,296	12,870	1,533	41,306	9,226	12,275	14,472	685	36,658	-	24,830	4,648
NCR - Quezon City															
PS	35,009	35,009	7,070	7,752	8,014	-	22,836	5,816	7,993	8,988	-	22,797	-	12,174	39
MOOE	29,132	29,132	6,537	5,157	4,856	255	16,804	3,411	4,282	5,483	685	13,861	-	12,328	2,943
CO	1,994	1,994	-	388	-	1,278	1,666	-	-	-	-	-	-	328	1,666

Note: Differences between the totals and the sum of components are due to rounding-off.

NATIONAL GOVERNMENT OF THE REPUBLIC OF THE PHILIPPINES
Statement of Appropriations, Allotments, Obligations, Disbursements and Balances
 By Department/Office/Agency/Province/City
 For Fiscal Year 2014
 (in thousand pesos)

Statement D

Particulars	Appropriations Total	Allotments Total	Obligations					Disbursements					Unreleased Appropriations	Unobligated Allotments	Unpaid Obligations
			1st Qtr	2nd Qtr	3rd Qtr	4th Qtr	Total	1st Qtr	2nd Qtr	3rd Qtr	4th Qtr	Total			
Fiber Industry Development Authority	348,930	348,930	54,501	149,936	47,938	46,030	298,404	43,856	42,550	41,032	28,419	155,857	-	50,526	142,547
NCR - Quezon City															
PS	264,686	264,686	37,947	128,299	25,813	25,483	217,542	36,443	27,900	23,934	21,910	110,187	-	47,144	107,355
MOOE	83,829	83,829	16,553	21,636	21,990	20,379	80,558	7,413	14,649	17,098	6,510	45,670	-	3,271	34,888
CO	415	415	-	-	135	169	304	-	-	-	-	-	-	111	304
Livestock Development Council	49,507	49,507	13,212	7,059	7,655	10,122	38,048	9,556	7,342	9,880	10,766	37,543	-	11,459	505
NCR - Quezon City															
PS	14,196	14,196	5,604	2,085	1,726	2,470	11,884	5,586	2,096	1,728	2,426	11,835	-	2,312	49
MOOE	34,160	34,160	7,608	4,975	5,930	7,652	26,164	3,970	5,246	8,152	8,340	25,709	-	7,996	456
CO	1,151	1,151	-	-	-	-	-	-	-	-	-	-	-	1,151	-
National Agricultural and Fisheries Council	330,129	284,106	42,131	28,731	29,410	169,608	269,882	39,518	30,890	28,493	158,864	257,765	46,023	14,224	12,116
NCR - Quezon City															
PS	66,506	66,506	27,650	9,687	7,691	9,932	54,961	26,697	10,641	7,167	10,456	54,961	-	11,546	-
MOOE	263,432	217,409	14,481	19,044	21,546	159,660	214,732	12,822	20,249	21,158	148,387	202,616	46,023	2,678	12,116
CO	190	190	-	-	173	16	189	-	-	168	21	189	-	1	-
National Meat Inspection Service	394,481	394,481	48,015	68,003	106,061	154,948	377,027	48,015	68,003	87,333	106,433	309,784	-	17,454	67,243
NCR - Quezon City															
PS	164,460	164,460	29,391	37,027	38,478	58,221	163,117	29,391	37,027	38,478	29,698	134,594	-	1,343	28,523
MOOE	152,021	152,021	18,575	30,533	28,131	63,478	140,717	18,575	30,533	28,131	54,661	131,900	-	11,304	8,817
CO	78,000	78,000	49	443	39,452	33,249	73,193	49	443	20,724	22,074	43,290	-	4,807	29,903
Cotton Development Administration	110,122	110,122	8,546	57,025	6,777	11,804	84,153	7,750	56,790	6,556	11,909	83,005	-	25,970	1,147
NCR - Quezon City															
PS	97,272	97,272	6,830	54,782	5,242	4,873	71,727	6,829	54,807	5,234	4,832	71,702	-	25,545	26
MOOE	12,850	12,850	1,716	2,243	1,535	6,932	12,425	921	1,984	1,322	7,077	11,304	-	425	1,121
Agricultural Credit Policy Council	57,424	57,424	13,439	25,112	7,287	10,183	56,021	11,129	15,765	9,660	13,566	50,121	-	1,402	5,901
NCR - Pasig City															
PS	26,231	26,231	6,942	6,920	4,771	7,597	26,229	6,942	6,920	4,771	7,597	26,229	-	2	-
MOOE	31,193	31,193	6,497	18,193	2,516	2,586	29,793	4,187	8,846	4,889	5,970	23,892	-	1,400	5,901

Note: Differences between the totals and the sum of components are due to rounding-off.

NATIONAL GOVERNMENT OF THE REPUBLIC OF THE PHILIPPINES
Statement of Appropriations, Allotments, Obligations, Disbursements and Balances
By Department/Office/Agency/Province/City
For Fiscal Year 2014
(in thousand pesos)

Statement D

Particulars	Appropriations Total	Allotments Total	Obligations					Disbursements					Unreleased Appropriations	Unobligated Allotments	Unpaid Obligations
			1st Qtr	2nd Qtr	3rd Qtr	4th Qtr	Total	1st Qtr	2nd Qtr	3rd Qtr	4th Qtr	Total			
Philippine Center for Post Harvest Development and Mechanization	201,776	201,776	39,247	35,570	45,318	73,207	193,341	23,658	38,704	41,310	62,411	166,083	-	8,435	27,258
Region III - Munoz, Nueva Ecija															
PS	74,108	74,108	14,814	16,446	14,902	27,762	73,925	13,429	16,643	15,850	27,548	73,470	-	183	455
MOOE	113,613	113,613	24,414	17,711	27,943	39,277	109,344	10,229	21,678	23,895	31,476	87,277	-	4,269	22,067
CO	14,055	14,055	20	1,412	2,472	6,168	10,072	-	384	1,566	3,386	5,336	-	3,983	4,736
Philippine Carabao Center	517,570	517,570	164,639	135,187	85,209	99,111	484,147	124,888	112,988	94,226	94,882	426,984	-	33,423	57,162
Region III - Munoz, Nueva Ecija															
PS	110,150	110,150	32,361	32,380	16,561	23,245	104,546	32,184	32,355	16,534	20,303	101,376	-	5,603	3,170
MOOE	346,477	346,477	125,846	73,061	68,821	57,828	325,555	86,663	80,056	72,678	52,023	291,420	-	20,922	34,135
CO	60,944	60,944	6,433	29,747	(173)	18,038	54,045	6,041	578	5,014	22,555	34,188	-	6,898	19,857
DEPARTMENT OF BUDGET AND MANAGEMENT															
TOTAL	4,704,775	4,704,775	3,111,750	224,773	291,368	304,102	3,931,993	3,061,875	209,009	199,851	281,535	3,752,270	-	772,782	179,723
PS	3,450,470	3,450,470	3,039,963	116,777	142,034	148,675	3,447,450	3,021,510	134,516	124,293	161,009	3,441,328	-	3,020	6,122
MOOE	1,071,223	1,071,223	66,018	102,056	132,421	139,526	440,022	40,030	69,289	69,139	110,606	289,064	-	631,201	150,957
FE	100	100	17	3	3	1	24	17	3	3	1	24	-	76	-
CO	182,982	182,982	5,752	5,936	16,909	15,900	44,498	318	5,202	6,415	9,919	21,854	-	138,484	22,644
Office of the Secretary	4,652,659	4,652,659	3,106,899	217,887	284,437	286,185	3,895,408	3,057,041	202,371	192,768	271,691	3,723,871	-	757,251	171,537
PS	3,431,023	3,431,023	3,035,802	112,150	138,183	141,922	3,428,057	3,017,366	129,899	120,445	154,281	3,421,991	-	2,966	6,065
MOOE	1,044,020	1,044,020	65,345	100,819	129,368	132,131	427,663	39,357	68,052	66,167	108,224	281,799	-	616,356	145,864
FE	100	100	17	3	3	1	24	17	3	3	1	24	-	76	-
CO	177,516	177,516	5,735	4,915	16,884	12,130	39,664	302	4,417	6,153	9,184	20,056	-	137,852	19,608
NCR	4,317,160	4,317,160	3,048,189	143,759	214,123	190,636	3,596,708	2,998,619	128,116	122,917	183,100	3,432,752	-	720,452	163,956
PS	3,235,472	3,235,472	2,995,684	63,950	93,156	81,638	3,234,428	2,977,381	81,691	75,624	97,246	3,231,942	-	1,044	2,486
MOOE	929,061	929,061	47,049	78,984	110,010	103,511	339,555	21,216	46,097	46,803	81,472	195,588	-	589,506	143,967
FE	25	25	10	-	-	-	10	10	-	-	-	10	-	15	-
CO	152,602	152,602	5,446	826	10,957	5,487	22,716	13	328	490	4,382	5,212	-	129,886	17,503
Central Office	4,288,879	4,288,879	3,042,181	139,461	210,266	179,494	3,571,401	2,992,614	123,824	119,057	172,007	3,407,502	-	717,477	163,900
Manila City															
PS	3,223,213	3,223,213	2,993,243	60,941	90,596	77,401	3,222,181	2,974,942	78,689	73,062	93,059	3,219,752	-	1,031	2,430
MOOE	914,276	914,276	43,485	77,698	108,712	97,761	327,656	17,652	44,811	45,505	75,721	183,689	-	586,621	143,967
FE	20	20	7	-	-	-	7	7	-	-	-	7	-	13	-
CO	151,370	151,370	5,446	822	10,957	4,333	21,558	13	324	490	3,228	4,055	-	129,812	17,503

Note: Differences between the totals and the sum of components are due to rounding-off.

NATIONAL GOVERNMENT OF THE REPUBLIC OF THE PHILIPPINES
Statement of Appropriations, Allotments, Obligations, Disbursements and Balances
 By Department/Office/Agency/Province/City
 For Fiscal Year 2014
 (in thousand pesos)

Statement D

Particulars	Appropriations Total	Allotments Total	Obligations					Disbursements					Unreleased Appropriations	Unobligated Allotments	Unpaid Obligations
			1st Qtr	2nd Qtr	3rd Qtr	4th Qtr	Total	1st Qtr	2nd Qtr	3rd Qtr	4th Qtr	Total			
Regional Office - NCR	28,281	28,281	6,008	4,299	3,858	11,143	25,307	6,006	4,292	3,860	11,092	25,250	-	2,974	57
Manila City															
PS	12,259	12,259	2,441	3,009	2,560	4,238	12,246	2,439	3,002	2,562	4,187	12,190	-	13	57
MOOE	14,785	14,785	3,564	1,287	1,298	5,751	11,899	3,564	1,287	1,298	5,751	11,899	-	2,886	-
FE	5	5	4	-	-	-	4	4	-	-	-	4	-	1	-
CO	1,232	1,232	-	4	-	1,154	1,158	-	4	-	1,154	1,158	-	74	-
Regional Office I	21,553	21,553	4,376	4,528	4,185	5,404	18,493	4,206	4,548	4,187	5,147	18,088	-	3,060	405
San Fernando City, La Union															
PS	13,099	13,099	2,991	3,350	2,815	3,883	13,039	2,871	3,350	2,810	3,628	12,659	-	60	380
MOOE	8,087	8,087	1,365	1,178	1,293	1,412	5,247	1,314	1,197	1,305	1,406	5,223	-	2,840	25
FE	5	5	-	-	-	-	-	-	-	-	-	-	-	5	-
CO	362	362	20	-	77	110	207	20	-	73	114	207	-	156	-
Regional Office - CAR	20,103	20,103	3,462	4,064	3,748	5,126	16,401	3,462	4,069	3,744	4,983	16,257	-	3,703	143
Baguio City															
PS	11,803	11,803	2,588	3,076	2,589	3,138	11,391	2,588	3,076	2,589	2,995	11,247	-	412	143
MOOE	6,966	6,966	875	913	1,028	886	3,702	875	918	1,024	886	3,702	-	3,264	-
FE	5	5	-	-	1	2	3	-	-	1	2	3	-	2	-
CO	1,329	1,329	-	75	129	1,100	1,304	-	75	129	1,100	1,304	-	25	-
Regional Office II	20,334	20,334	3,662	4,949	4,923	5,635	19,169	3,610	5,001	4,923	5,225	18,759	-	1,165	410
Tuguegarao City															
PS	13,385	13,385	2,763	3,778	2,717	3,822	13,080	2,763	3,778	2,717	3,763	13,021	-	306	59
MOOE	5,807	5,807	895	1,137	1,107	1,810	4,949	843	1,189	1,107	1,459	4,598	-	858	351
FE	5	5	3	2	c	(2)	4	3	2	(0)	(2)	4	-	2	-
CO	1,137	1,137	-	32	1,100	5	1,137	-	32	1,100	5	1,137	-	c	-
Regional Office III	21,765	21,765	3,910	5,747	3,942	7,285	20,885	3,910	5,747	3,942	7,095	20,695	-	880	190
San Fernando City, Pampanga															
PS	13,161	13,161	2,837	3,086	2,861	4,376	13,160	2,837	3,086	2,861	4,187	12,970	-	1	190
MOOE	6,848	6,848	1,074	1,471	1,071	2,360	5,976	1,074	1,471	1,071	2,360	5,976	-	873	-
FE	5	5	-	-	2	-	2	-	-	2	-	2	-	3	-
CO	1,751	1,751	-	1,191	7	549	1,747	-	1,191	7	549	1,747	-	4	-
Regional Office IV-A	23,208	23,208	4,124	4,726	5,021	5,471	19,342	4,124	4,726	5,021	4,670	18,541	-	3,866	800
Manila City															
PS	13,500	13,500	2,712	3,321	2,920	4,523	13,478	2,712	3,321	2,920	3,723	12,677	-	23	800
MOOE	8,603	8,603	1,412	1,404	1,001	947	4,764	1,412	1,404	1,001	947	4,764	-	3,839	-
FE	5	5	-	-	-	-	-	-	-	-	-	-	-	5	-
CO	1,100	1,100	-	-	1,100	-	1,100	-	-	1,100	-	1,100	-	-	-

Note: Differences between the totals and the sum of components are due to rounding-off.

NATIONAL GOVERNMENT OF THE REPUBLIC OF THE PHILIPPINES
Statement of Appropriations, Allotments, Obligations, Disbursements and Balances
 By Department/Office/Agency/Province/City
 For Fiscal Year 2014
 (in thousand pesos)

Statement D

Particulars	Appropriations Total	Allotments Total	Obligations					Disbursements					Unreleased Appropriations	Unobligated Allotments	Unpaid Obligations
			1st Qtr	2nd Qtr	3rd Qtr	4th Qtr	Total	1st Qtr	2nd Qtr	3rd Qtr	4th Qtr	Total			
Regional Office IV-B	24,544	24,544	4,041	4,703	4,233	9,665	22,643	4,041	4,703	4,233	9,439	22,417	-	1,901	226
Quezon City															
PS	15,146	15,146	2,736	3,449	2,963	5,892	15,040	2,736	3,449	2,963	5,723	14,872	-	106	169
MOOE	7,480	7,480	1,305	1,254	1,270	2,316	6,145	1,305	1,254	1,270	2,258	6,088	-	1,335	58
FE	5	5	-	-	-	-	-	-	-	-	-	-	-	5	-
CO	1,913	1,913	-	-	-	1,458	1,458	-	-	-	1,458	1,458	-	455	-
Regional Office V	21,774	21,774	4,262	5,433	5,432	5,764	20,891	4,262	5,424	5,441	5,607	20,734	-	883	157
Legazpi City															
PS	12,868	12,868	2,766	3,169	2,803	3,752	12,491	2,766	3,169	2,803	3,675	12,414	-	378	77
MOOE	6,900	6,900	1,249	1,164	2,078	2,012	6,503	1,249	1,155	2,087	1,931	6,422	-	397	81
FE	5	5	c	-	-	-	c	c	-	-	-	c	-	5	-
CO	2,000	2,000	247	1,100	550	-	1,897	247	1,100	550	-	1,897	-	103	-
Regional Office VI	23,809	23,809	4,274	4,678	4,741	6,934	20,627	4,274	4,678	4,741	5,579	19,272	-	3,182	1,355
Iloilo City															
PS	12,909	12,909	2,893	3,490	2,825	3,674	12,882	2,893	3,490	2,825	3,657	12,865	-	26	17
MOOE	8,659	8,659	1,375	1,188	1,216	2,007	5,786	1,375	1,188	1,216	1,845	5,624	-	2,873	162
FE	5	5	2	-	-	0	2	2	-	-	0	2	-	3	-
CO	2,236	2,236	4	-	699	1,252	1,956	4	-	699	76	780	-	280	1,176
Regional Office VII	23,366	23,366	3,376	4,152	5,866	6,053	19,448	3,363	4,160	5,861	5,681	19,065	-	3,918	383
Cebu City															
PS	13,076	13,076	2,541	2,851	3,630	4,009	13,031	2,528	2,859	3,636	3,743	12,765	-	45	266
MOOE	8,776	8,776	835	1,301	1,136	2,045	5,317	835	1,300	1,125	1,939	5,200	-	3,459	117
FE	5	5	-	-	-	c	c	-	-	-	c	c	-	5	-
CO	1,508	1,508	-	-	1,100	-	1,100	-	-	1,100	-	1,100	-	408	-
Regional Office VIII	23,718	23,718	4,041	4,593	4,438	7,402	20,474	4,041	4,593	4,179	7,094	19,906	-	3,244	568
Tacloban City															
PS	11,397	11,397	2,346	2,496	2,387	4,078	11,308	2,346	2,496	2,387	3,510	10,740	-	89	568
MOOE	8,338	8,338	1,695	1,696	1,145	2,170	6,706	1,695	1,696	1,145	2,170	6,706	-	1,631	-
FE	5	5	-	-	-	-	-	-	-	-	-	-	-	5	-
CO	3,978	3,978	-	400	906	1,154	2,460	-	400	646	1,414	2,460	-	1,518	-
Regional Office IX	23,966	23,966	4,389	5,062	6,720	5,810	21,980	4,389	5,062	6,720	5,535	21,705	-	1,986	275
Zamboanga City															
PS	15,932	15,932	3,011	3,545	5,328	4,046	15,929	3,011	3,545	5,328	3,844	15,727	-	3	202
MOOE	7,943	7,943	1,377	1,517	1,348	1,764	6,007	1,377	1,517	1,348	1,691	5,933	-	1,937	73
FE	5	5	1	c	c	-	1	1	c	c	-	1	-	4	-
CO	86	86	-	-	44	-	44	-	-	44	-	44	-	42	-

Note: Differences between the totals and the sum of components are due to rounding-off.

NATIONAL GOVERNMENT OF THE REPUBLIC OF THE PHILIPPINES
Statement of Appropriations, Allotments, Obligations, Disbursements and Balances
 By Department/Office/Agency/Province/City
 For Fiscal Year 2014
 (in thousand pesos)

Statement D

Particulars	Appropriations Total	Allotments Total	Obligations					Disbursements					Unreleased Appropriations	Unobligated Allotments	Unpaid Obligations
			1st Qtr	2nd Qtr	3rd Qtr	4th Qtr	Total	1st Qtr	2nd Qtr	3rd Qtr	4th Qtr	Total			
Regional Office X	20,283	20,283	3,328	5,090	4,432	6,273	19,122	3,328	5,090	4,432	5,087	17,936	-	1,161	1,186
Cagayan De Oro City															
PS	12,137	12,137	2,342	2,739	3,131	3,531	11,742	2,342	2,739	3,131	3,523	11,734	-	395	8
MOOE	6,654	6,654	968	1,248	1,301	2,377	5,894	968	1,248	1,301	1,498	5,015	-	760	879
FE	5	5	c	1	c	c	1	c	1	c	c	1	-	4	-
CO	1,487	1,487	18	1,103	-	364	1,485	18	1,103	-	65	1,186	-	2	299
Regional Office XI	24,471	24,471	3,975	5,194	4,364	6,224	19,757	3,922	5,247	4,364	5,924	19,457	-	4,714	300
Davao City															
PS	12,772	12,772	2,694	3,357	2,833	3,842	12,726	2,694	3,357	2,833	3,644	12,528	-	45	198
MOOE	8,171	8,171	1,282	1,648	1,317	2,360	6,607	1,228	1,702	1,317	2,258	6,506	-	1,564	101
FE	5	5	-	-	-	-	-	-	-	-	-	-	-	5	-
CO	3,523	3,523	-	188	213	22	423	-	188	213	22	423	-	3,100	-
Regional Office XII	20,496	20,496	3,767	5,524	4,219	6,050	19,559	3,767	5,524	4,219	5,849	19,359	-	938	200
Koronadal City															
PS	13,452	13,452	2,603	3,818	2,852	4,168	13,442	2,603	3,818	2,852	3,975	13,248	-	10	193
MOOE	7,040	7,040	1,164	1,706	1,367	1,882	6,117	1,164	1,706	1,367	1,875	6,110	-	923	7
FE	5	5	-	-	-	-	-	-	-	-	-	-	-	5	-
Regional Office XIII	22,108	22,108	3,722	5,684	4,050	6,453	19,909	3,722	5,684	3,845	5,675	18,926	-	2,199	983
Butuan City															
PS	10,915	10,915	2,294	2,675	2,372	3,550	10,891	2,294	2,675	2,166	3,446	10,582	-	24	309
MOOE	8,687	8,687	1,428	3,009	1,678	2,273	8,388	1,428	3,009	1,678	2,229	8,344	-	298	44
FE	5	5	-	-	-	-	-	-	-	-	-	-	-	5	-
CO	2,502	2,502	-	-	-	630	630	-	-	-	-	-	-	1,872	630
Government Procurement Policy Board															
Technical Support Office	52,116	52,116	4,851	6,886	6,931	17,918	36,585	4,833	6,639	7,082	9,845	28,399	-	15,531	8,186
NCR - Pasig City															
PS	19,447	19,447	4,161	4,627	3,852	6,753	19,394	4,144	4,617	3,847	6,728	19,336	-	54	57
MOOE	27,203	27,203	673	1,237	3,053	7,395	12,358	673	1,237	2,973	2,382	7,265	-	14,845	5,093
CO	5,466	5,466	17	1,021	26	3,770	4,834	17	785	262	734	1,798	-	632	3,036
DEPARTMENT OF EDUCATION															
TOTAL	307,582,656	305,311,831	53,554,911	69,662,195	64,230,042	87,776,683	275,223,831	52,337,288	66,378,164	59,291,098	81,263,191	259,269,740	2,270,824	30,088,000	15,954,091
PS	250,182,900	250,148,962	49,647,125	63,250,567	55,304,697	75,513,573	243,715,962	48,708,424	61,717,774	53,738,493	69,528,413	233,693,105	33,938	6,433,000	10,022,857
MOOE	39,071,144	39,065,101	3,859,487	5,994,225	6,766,616	10,558,997	27,179,325	3,621,622	4,648,546	5,023,367	11,279,446	24,572,981	6,043	11,885,776	2,606,345
CO	18,328,611	16,097,768	48,300	417,403	2,158,729	1,704,113	4,328,544	7,243	11,843	529,237	455,332	1,003,655	2,230,843	11,769,224	3,324,889

Note: Differences between the totals and the sum of components are due to rounding-off.

NATIONAL GOVERNMENT OF THE REPUBLIC OF THE PHILIPPINES
Statement of Appropriations, Allotments, Obligations, Disbursements and Balances

Statement D

By Department/Office/Agency/Province/City
 For Fiscal Year 2014
 (in thousand pesos)

Particulars	Appropriations Total	Allotments Total	Obligations					Disbursements					Unreleased Appropriations	Unobligated Allotments	Unpaid Obligations
			1st Qtr	2nd Qtr	3rd Qtr	4th Qtr	Total	1st Qtr	2nd Qtr	3rd Qtr	4th Qtr	Total			
Office of the Secretary	306,026,906	303,756,095	53,329,999	69,519,510	64,093,231	87,122,015	274,064,755	52,138,184	66,257,884	59,164,268	81,002,383	258,562,720	2,270,812	29,691,340	15,502,035
PS	250,035,809	250,001,884	49,620,979	63,217,028	55,277,564	75,464,882	243,580,453	48,682,327	61,684,618	53,711,238	69,492,113	233,570,296	33,925	6,421,431	10,010,157
MOOE	38,383,289	38,377,246	3,660,903	5,906,927	6,681,616	10,372,851	26,622,297	3,448,789	4,564,911	4,930,324	11,128,581	24,072,605	6,043	11,754,949	2,549,692
CO	17,607,809	15,376,965	48,116	395,555	2,134,051	1,284,282	3,862,005	7,069	8,356	522,706	381,688	919,819	2,230,843	11,514,960	2,942,186
NCR	57,631,115	55,394,249	5,685,586	8,672,183	9,448,320	11,992,621	35,798,710	5,410,538	7,026,647	6,358,168	13,328,580	32,123,933	2,236,866	19,595,539	3,674,777
PS	24,911,667	24,911,667	4,945,124	6,307,425	5,054,702	6,523,385	22,830,635	4,833,936	6,174,731	4,985,664	6,459,769	22,454,100	-	2,081,032	376,535
MOOE	19,772,944	19,766,902	698,621	2,018,020	2,670,703	5,316,880	10,704,224	576,601	848,212	1,018,876	6,841,533	9,285,222	6,043	9,062,678	1,419,001
CO	12,946,504	10,715,680	41,841	346,739	1,722,916	152,356	2,263,851	-	3,704	353,628	27,278	384,611	2,230,823	8,451,829	1,879,240
Central Office	33,108,159	30,884,214	527,815	2,123,876	4,043,378	5,189,356	11,884,425	351,334	628,573	1,034,043	6,663,866	8,677,816	2,223,945	18,999,789	3,206,609
Pasig City															
PS	2,217,321	2,217,321	126,245	120,673	131,033	231,278	609,229	109,238	132,981	113,414	236,532	592,165	-	1,608,092	17,064
MOOE	18,027,502	18,021,460	359,729	1,656,464	2,189,429	4,861,879	9,067,502	242,096	491,888	574,154	6,423,614	7,731,752	6,043	8,953,958	1,335,750
CO	12,863,335	10,645,433	41,841	346,739	1,722,916	96,199	2,207,694	-	3,704	346,474	3,721	353,899	2,217,902	8,437,739	1,853,794
Regional Office Proper	289,305	276,384	17,714	28,070	24,431	80,607	150,822	17,623	27,947	23,776	61,710	131,056	12,921	125,563	19,765
Quezon City															
PS	134,197	134,197	11,089	13,260	12,283	38,791	75,423	11,089	13,260	12,283	34,696	71,328	-	58,773	4,095
MOOE	128,418	128,418	6,625	14,809	12,148	28,046	61,629	6,535	14,686	11,493	27,014	59,728	-	66,789	1,901
CO	26,690	13,769	-	-	-	13,769	13,769	-	-	-	-	-	12,921	-	13,769
Division of Caloocan	2,847,622	2,847,622	558,831	787,223	622,994	797,009	2,766,056	558,831	787,223	630,147	789,855	2,766,056	-	81,566	-
Caloocan City															
PS	2,661,695	2,661,695	521,354	746,288	564,832	756,496	2,588,969	521,354	746,288	564,832	756,496	2,588,969	-	72,725	-
MOOE	175,502	175,502	37,477	40,935	58,161	33,360	169,933	37,477	40,935	58,161	33,360	169,933	-	5,569	-
CO	10,425	10,425	-	-	-	7,154	7,154	-	-	7,154	-	7,154	-	3,271	-
Division of Las Piñas	989,312	989,312	207,078	242,163	219,319	261,379	929,939	206,255	242,529	216,796	252,989	918,569	-	59,373	11,370
Las Piñas City															
PS	853,324	853,324	180,427	214,129	179,348	223,979	797,883	179,964	215,622	178,972	220,454	795,012	-	55,441	2,871
MOOE	126,549	126,549	26,651	28,034	39,971	27,961	122,617	26,291	26,907	37,824	27,302	118,324	-	3,932	4,293
CO	9,439	9,439	-	-	-	9,439	9,439	-	-	-	5,233	5,233	-	-	4,206
Division of Makati	1,035,609	1,035,609	225,857	276,732	230,394	294,100	1,027,083	216,712	279,179	230,519	295,462	1,021,872	-	8,526	5,211
Makati City															
PS	965,126	965,126	210,648	261,028	210,363	275,936	957,975	202,249	263,883	210,082	280,083	956,296	-	7,151	1,679
MOOE	70,483	70,483	15,208	15,704	20,031	18,165	69,108	14,463	15,296	20,438	15,379	65,576	-	1,375	3,532
Division of Malabon City	781,729	781,729	165,518	208,150	161,749	207,714	743,131	154,395	198,286	161,749	207,722	722,152	-	38,598	20,979
Malabon City															
PS	731,671	731,671	154,773	197,262	149,071	191,968	693,073	143,655	187,400	149,071	191,968	672,094	-	38,598	20,979
MOOE	50,058	50,058	10,745	10,888	12,678	15,747	50,058	10,740	10,886	12,678	15,754	50,058	-	-	-

Note: Differences between the totals and the sum of components are due to rounding-off.

NATIONAL GOVERNMENT OF THE REPUBLIC OF THE PHILIPPINES
Statement of Appropriations, Allotments, Obligations, Disbursements and Balances
 By Department/Office/Agency/Province/City
 For Fiscal Year 2014
 (in thousand pesos)

Statement D

Particulars	Appropriations Total	Allotments Total	Obligations					Disbursements					Unreleased Appropriations	Unobligated Allotments	Unpaid Obligations
			1st Qtr	2nd Qtr	3rd Qtr	4th Qtr	Total	1st Qtr	2nd Qtr	3rd Qtr	4th Qtr	Total			
Division of Mandaluyong	716,819	716,819	155,561	193,809	162,960	200,025	712,355	136,318	169,149	163,442	160,716	629,624	-	4,464	82,730
Mandaluyong City															
PS	646,994	646,994	144,257	181,259	147,757	173,259	646,532	124,798	156,953	148,100	133,951	563,802	-	462	82,730
MOOE	69,825	69,825	11,304	12,550	15,203	26,766	65,823	11,520	12,196	15,342	26,765	65,823	-	4,002	-
Division of Manila	4,375,237	4,375,237	1,015,222	1,190,569	990,350	1,106,458	4,302,599	1,015,222	1,190,569	990,350	1,106,458	4,302,599	-	72,638	-
Manila City															
PS	4,149,867	4,149,867	964,494	1,139,849	928,421	1,048,911	4,081,675	964,494	1,139,849	928,421	1,048,911	4,081,675	-	68,192	-
MOOE	225,370	225,370	50,727	50,721	61,929	57,547	220,924	50,727	50,721	61,929	57,547	220,924	-	4,446	-
Division of Marikina	910,957	910,957	183,447	241,027	208,739	275,946	909,159	170,962	236,958	186,532	244,196	838,648	-	1,798	70,511
Marikina City															
PS	841,653	841,653	171,115	227,586	191,765	251,187	841,653	159,363	224,784	169,845	228,028	782,021	-	c	59,633
MOOE	61,695	61,695	12,332	13,441	16,974	18,761	61,508	11,599	12,174	16,687	16,168	56,627	-	187	4,881
CO	7,608	7,608	-	-	-	5,998	5,998	-	-	-	-	-	-	1,611	5,998
Division of Muntinlupa	858,989	858,989	170,935	219,665	191,847	232,928	815,375	151,783	197,306	170,779	214,850	734,718	-	43,614	80,657
Muntinlupa City															
PS	778,091	778,091	158,085	206,194	171,875	204,772	740,926	139,733	183,424	152,427	201,842	677,426	-	37,164	63,500
MOOE	80,899	80,899	12,850	13,471	19,972	28,156	74,449	12,051	13,882	18,352	13,008	57,292	-	6,450	17,156
CO	-	-	-	-	-	-	-	-	-	-	-	-	-	-	-
Division of Navotas City	576,981	576,981	122,385	163,329	126,525	150,918	563,157	122,385	163,327	126,501	150,875	563,088	-	13,823	69
Navotas City															
PS	541,537	541,537	115,082	155,719	116,496	141,315	528,612	115,082	155,719	116,496	141,315	528,612	-	12,925	-
MOOE	34,590	34,590	7,303	7,610	10,029	9,603	34,545	7,303	7,608	10,005	9,560	34,476	-	45	69
CO	853	853	-	-	-	-	-	-	-	-	-	-	-	853	-
Division of Paranaque	1,011,323	1,011,323	206,942	330,860	229,290	224,383	991,475	197,914	339,736	229,129	224,461	991,240	-	19,848	235
Paranaque City															
PS	928,587	928,587	193,510	316,288	208,149	197,320	915,268	184,483	325,315	208,149	197,320	915,268	-	13,318	c
MOOE	63,847	63,847	13,431	14,572	21,141	12,297	61,441	13,431	14,420	20,979	12,376	61,207	-	2,405	235
CO	18,889	18,889	-	-	-	14,765	14,765	-	-	-	14,765	14,765	-	4,124	-
Division of Pasay City	818,127	818,127	168,499	212,745	176,622	179,595	737,461	168,499	212,497	176,709	178,475	736,180	-	80,666	1,281
Pasay City															
PS	762,915	762,915	157,864	201,372	160,068	163,774	683,078	157,864	201,123	160,068	163,774	682,829	-	79,836	250
MOOE	54,181	54,181	10,634	11,373	16,554	14,790	53,351	10,634	11,375	16,641	14,701	53,351	-	830	-
CO	1,031	1,031	-	-	-	1,031	1,031	-	-	-	-	-	-	-	1,031

Note: Differences between the totals and the sum of components are due to rounding-off.

NATIONAL GOVERNMENT OF THE REPUBLIC OF THE PHILIPPINES
Statement of Appropriations, Allotments, Obligations, Disbursements and Balances

Statement D

By Department/Office/Agency/Province/City
 For Fiscal Year 2014
 (in thousand pesos)

Particulars	Appropriations Total	Allotments Total	Obligations					Disbursements					Unreleased Appropriations	Unobligated Allotments	Unpaid Obligations
			1st Qtr	2nd Qtr	3rd Qtr	4th Qtr	Total	1st Qtr	2nd Qtr	3rd Qtr	4th Qtr	Total			
Division of Pasig City	1,378,499	1,378,499	293,536	342,745	292,318	446,471	1,375,070	293,536	342,745	292,318	443,521	1,372,120	-	3,428	2,950
Pasig City															
PS	1,279,528	1,279,528	273,516	323,053	265,371	417,589	1,279,528	273,516	323,053	265,371	417,589	1,279,528	-	-	-
MOOE	98,528	98,528	20,021	19,692	26,947	28,440	95,100	20,021	19,692	26,947	25,933	92,592	-	3,428	2,508
CO	442	442	-	-	-	442	442	-	-	-	-	-	-	-	442
Division of Quezon City	5,037,717	5,037,717	1,061,862	1,409,024	1,140,899	1,407,023	5,018,809	1,045,377	1,308,543	1,098,938	1,395,017	4,847,874	-	18,908	170,934
Quezon City															
PS	4,718,883	4,718,883	994,959	1,340,112	1,042,473	1,329,840	4,707,383	980,342	1,241,723	1,032,739	1,329,840	4,584,644	-	11,500	122,740
MOOE	318,834	318,834	66,903	68,912	98,426	77,184	311,425	65,034	66,820	66,199	65,177	263,230	-	7,409	48,195
CO	-	-	-	-	-	-	-	-	-	-	-	-	-	-	-
Division of San Juan City	175,950	175,950	38,340	46,421	37,988	51,952	174,701	37,346	46,305	37,924	51,650	173,225	-	1,249	1,476
San Juan City															
PS	164,607	164,607	36,001	43,425	34,848	49,117	163,391	35,007	43,425	34,848	49,117	162,397	-	1,216	994
MOOE	11,343	11,343	2,339	2,996	3,140	2,835	11,310	2,339	2,880	3,075	2,533	10,827	-	33	483
Division of Taguig and Pateros	1,385,731	1,385,731	293,963	310,405	282,119	493,193	1,379,681	293,963	310,405	282,119	493,193	1,379,681	-	6,050	-
Taguig City															
PS	1,284,520	1,284,520	275,816	292,668	255,358	460,678	1,284,520	275,816	292,668	255,358	460,678	1,284,520	-	-	-
MOOE	96,980	96,980	18,147	17,737	26,762	32,515	95,161	18,147	17,737	26,762	32,515	95,161	-	1,819	-
CO	4,231	4,231	-	-	-	-	-	-	-	-	-	-	-	4,231	-
Division of Valenzuela	1,333,051	1,333,051	272,082	345,370	306,398	393,562	1,317,412	272,082	345,370	306,398	393,562	1,317,412	-	15,639	-
Valenzuela City															
PS	1,251,152	1,251,152	255,889	327,261	285,189	367,175	1,235,513	255,889	327,261	285,189	367,175	1,235,513	-	15,639	-
MOOE	78,340	78,340	16,193	18,110	21,209	22,828	78,340	16,193	18,110	21,209	22,828	78,340	-	-	-
CO	3,559	3,559	-	-	-	3,559	3,559	-	-	-	3,559	3,559	-	-	-
Regional Office I	18,398,934	18,398,934	3,812,120	4,646,089	4,008,988	5,524,229	17,991,426	3,882,333	4,638,339	3,940,227	4,908,129	17,369,029	-	407,508	622,398
PS	17,006,262	17,006,262	3,575,750	4,400,664	3,694,333	5,136,737	16,807,483	3,640,980	4,392,971	3,641,422	4,584,423	16,259,796	-	198,778	547,687
MOOE	1,331,274	1,331,274	236,365	245,412	296,015	361,962	1,139,754	239,488	245,355	294,448	317,772	1,097,063	-	191,520	42,691
CO	61,399	61,399	5	13	18,640	25,530	44,189	1,865	13	4,357	5,934	12,170	-	17,209	32,019
Regional Office Proper	359,494	359,494	18,157	31,260	39,123	26,470	115,010	17,537	29,252	26,638	25,557	98,984	-	244,484	16,026
La Union															
PS	143,174	143,174	10,311	11,038	12,138	11,963	45,450	10,286	11,048	12,128	11,636	45,098	-	97,724	352
MOOE	200,299	200,299	7,846	20,222	12,703	14,505	55,275	7,251	18,204	14,509	13,922	53,886	-	145,024	1,389
CO	16,021	16,021	-	-	14,283	2	14,285	-	-	-	-	-	-	1,736	14,285

Note: Differences between the totals and the sum of components are due to rounding-off.

NATIONAL GOVERNMENT OF THE REPUBLIC OF THE PHILIPPINES
Statement of Appropriations, Allotments, Obligations, Disbursements and Balances
 By Department/Office/Agency/Province/City
 For Fiscal Year 2014
 (in thousand pesos)

Statement D

Particulars	Appropriations Total	Allotments Total	Obligations					Disbursements					Unreleased Appropriations	Unobligated Allotments	Unpaid Obligations
			1st Qtr	2nd Qtr	3rd Qtr	4th Qtr	Total	1st Qtr	2nd Qtr	3rd Qtr	4th Qtr	Total			
Division of Ilocos Norte	3,133,083	3,133,083	688,980	823,613	674,279	877,183	3,064,054	698,303	822,223	643,869	801,383	2,965,778	-	69,028	98,276
Ilocos Norte															
PS	2,945,384	2,945,384	651,957	787,553	632,671	818,313	2,890,494	657,435	786,782	602,380	749,112	2,795,709	-	54,889	94,785
MOOE	187,073	187,073	37,017	36,047	41,550	58,870	173,484	40,863	35,428	41,432	52,271	169,993	-	13,589	3,491
CO	626	626	5	13	57	-	76	5	13	57	-	76	-	550	-
Division of Ilocos Sur	1,952,788	1,952,788	416,858	498,930	420,668	610,515	1,946,971	416,616	488,605	420,669	534,577	1,860,467	-	5,816	86,504
Ilocos Sur															
PS	1,834,069	1,834,069	390,554	471,474	390,714	575,687	1,828,430	390,273	461,305	390,804	509,178	1,751,561	-	5,638	76,870
MOOE	118,719	118,719	26,304	27,455	29,954	34,828	118,541	26,343	27,300	29,864	25,399	108,907	-	178	9,634
Division of La Union	2,062,427	2,062,427	435,469	527,338	462,705	624,985	2,050,497	434,977	531,292	445,959	565,291	1,977,519	-	11,930	72,978
La Union															
PS	1,922,818	1,922,818	411,947	502,165	428,448	575,593	1,918,152	411,579	502,082	415,351	530,980	1,859,991	-	4,666	58,161
MOOE	135,517	135,517	23,523	25,173	34,257	45,308	128,260	23,398	29,210	30,608	34,312	117,528	-	7,257	10,732
CO	4,092	4,092	-	-	-	4,085	4,085	-	-	-	-	-	-	7	4,085
Division of Pangasinan	7,810,290	7,810,290	1,618,249	1,993,316	1,720,142	2,448,686	7,780,394	1,677,095	1,997,032	1,713,478	2,142,177	7,529,782	-	29,897	250,612
Pangasinan															
PS	7,316,452	7,316,452	1,512,071	1,898,215	1,592,890	2,299,978	7,303,153	1,569,093	1,902,410	1,586,071	2,005,539	7,063,113	-	13,299	240,040
MOOE	482,618	482,618	106,178	95,101	127,253	144,277	472,809	106,142	94,622	127,406	136,638	464,808	-	9,809	8,001
CO	11,221	11,221	-	-	-	4,431	4,431	1,860	-	-	-	1,860	-	6,789	2,572
Division of Alaminos City	289,300	289,300	60,493	73,123	62,548	86,407	282,571	60,470	73,147	61,295	77,538	272,450	-	6,729	10,121
Alaminos City															
PS	262,818	262,818	56,125	68,289	57,961	78,902	261,276	56,104	68,310	56,714	72,499	253,626	-	1,542	7,650
MOOE	25,002	25,002	4,369	4,834	4,586	6,026	19,815	4,366	4,837	4,582	5,039	18,823	-	5,187	991
CO	1,480	1,480	-	-	-	1,480	1,480	-	-	-	-	-	-	-	1,480
Division of Batac City	90,511	90,511	7,427	8,676	31,541	42,255	89,900	12,078	6,995	30,101	39,795	88,970	-	611	930
Batac City															
PS	81,234	81,234	6,232	7,538	29,616	37,567	80,952	10,690	5,991	28,203	35,606	80,490	-	282	462
MOOE	9,277	9,277	1,195	1,138	1,926	4,689	8,948	1,388	1,005	1,898	4,189	8,480	-	329	468
Division of Candon City	199,715	199,715	42,195	50,086	45,772	59,780	197,834	41,957	50,314	45,672	53,862	191,806	-	1,882	6,028
Candon City															
PS	184,947	184,947	39,733	47,441	41,993	55,425	184,591	39,499	47,669	41,989	49,700	178,857	-	356	5,734
MOOE	14,733	14,733	2,463	2,645	3,780	4,356	13,243	2,458	2,645	3,684	4,162	12,949	-	1,490	294
CO	36	36	-	-	-	-	-	-	-	-	-	-	-	36	-

Note: Differences between the totals and the sum of components are due to rounding-off.

NATIONAL GOVERNMENT OF THE REPUBLIC OF THE PHILIPPINES
Statement of Appropriations, Allotments, Obligations, Disbursements and Balances

Statement D

By Department/Office/Agency/Province/City
 For Fiscal Year 2014
 (in thousand pesos)

Particulars	Appropriations Total	Allotments Total	Obligations					Disbursements					Unreleased Appropriations	Unobligated Allotments	Unpaid Obligations
			1st Qtr	2nd Qtr	3rd Qtr	4th Qtr	Total	1st Qtr	2nd Qtr	3rd Qtr	4th Qtr	Total			
Division of Dagupan City	515,226	515,226	104,434	128,182	114,809	157,992	505,417	104,240	128,388	114,797	137,570	484,994	-	9,809	20,422
Dagupan City															
PS	460,150	460,150	98,384	122,233	103,074	135,285	458,976	98,204	122,424	103,063	125,208	448,899	-	1,174	10,077
MOOE	29,868	29,868	6,049	5,950	7,435	9,391	28,825	6,035	5,963	7,435	6,570	26,003	-	1,043	2,822
CO	25,208	25,208	-	-	4,300	13,316	17,616	-	-	4,300	5,792	10,092	-	7,592	7,524
Division of Laoag City	366,182	366,182	76,081	93,414	81,295	105,438	356,227	75,966	93,067	81,462	95,424	345,920	-	9,955	10,308
Laoag City															
PS	343,944	343,944	72,702	88,915	74,914	100,052	336,584	72,697	88,925	74,909	90,159	326,690	-	7,360	9,894
MOOE	22,202	22,202	3,378	4,499	6,381	5,385	19,643	3,269	4,142	6,553	5,266	19,229	-	2,560	413
CO	36	36	-	-	-	-	-	-	-	-	-	-	-	36	-
Division of San Carlos City	621,121	621,121	132,276	161,267	134,766	184,566	612,874	132,194	160,770	135,331	166,995	595,291	-	8,247	17,583
San Carlos City															
PS	578,618	578,618	125,049	151,514	125,776	169,666	572,004	124,995	151,007	126,338	154,690	557,029	-	6,613	14,975
MOOE	40,428	40,428	7,227	9,753	8,990	12,825	38,795	7,200	9,763	8,994	12,305	38,262	-	1,633	533
CO	2,075	2,075	-	-	-	2,075	2,075	-	-	-	-	-	-	-	2,075
Division of San Fernando City	294,586	294,586	62,530	75,032	64,671	87,791	290,024	62,506	75,028	64,660	79,129	281,323	-	4,561	8,702
San Fernando City															
PS	275,407	275,407	59,257	71,429	60,231	81,462	272,379	59,245	71,430	60,242	72,927	263,844	-	3,029	8,535
MOOE	19,178	19,178	3,273	3,603	4,440	6,329	17,646	3,261	3,598	4,418	6,201	17,479	-	1,533	167
CO	-	-	-	-	-	-	-	-	-	-	-	-	-	-	-
Division of Urdaneta City	475,312	475,312	99,246	120,429	103,465	150,186	473,326	99,606	120,429	103,081	131,718	454,834	-	1,986	18,492
Urdaneta City															
PS	443,460	443,460	93,746	114,719	94,482	139,046	441,994	94,106	114,719	94,098	123,735	426,659	-	1,466	15,334
MOOE	31,248	31,248	5,500	5,710	8,983	10,998	31,190	5,500	5,710	8,983	7,840	28,033	-	57	3,158
CO	604	604	-	-	-	142	142	-	-	-	142	142	-	462	-
Division of Vigan City	228,899	228,899	49,726	61,424	53,203	61,974	226,327	48,788	61,798	53,214	57,112	220,912	-	2,573	5,415
Vigan City															
PS	213,786	213,786	47,681	58,141	49,425	57,799	213,046	46,773	58,870	49,131	53,454	208,228	-	740	4,818
MOOE	15,113	15,113	2,044	3,283	3,778	4,175	13,280	2,015	2,928	4,083	3,658	12,684	-	1,833	597
CAR	5,432,841	5,432,841	1,100,622	1,419,894	1,173,717	1,661,392	5,355,626	1,091,831	1,403,154	1,166,780	1,559,262	5,221,027	-	77,215	134,598
PS	4,951,506	4,951,506	1,029,000	1,313,566	1,079,884	1,509,805	4,932,255	1,022,602	1,304,910	1,064,775	1,441,084	4,833,371	-	19,251	98,884
MOOE	471,717	471,717	71,622	106,328	93,833	142,735	414,518	69,229	98,244	102,005	112,886	382,364	-	57,199	32,154
CO	9,618	9,618	-	-	-	8,852	8,852	-	-	-	5,292	5,292	-	765	3,560

Note: Differences between the totals and the sum of components are due to rounding-off.

NATIONAL GOVERNMENT OF THE REPUBLIC OF THE PHILIPPINES
Statement of Appropriations, Allotments, Obligations, Disbursements and Balances

Statement D

By Department/Office/Agency/Province/City
 For Fiscal Year 2014
 (in thousand pesos)

Particulars	Appropriations Total	Allotments Total	Obligations					Disbursements					Unreleased Appropriations	Unobligated Allotments	Unpaid Obligations
			1st Qtr	2nd Qtr	3rd Qtr	4th Qtr	Total	1st Qtr	2nd Qtr	3rd Qtr	4th Qtr	Total			
Regional Office Proper	150,202	150,202	15,404	24,588	21,099	40,150	101,241	14,336	18,391	28,364	32,774	93,865	-	48,961	7,376
Benguet															
PS	58,119	58,119	8,727	10,080	16,255	12,746	47,808	8,725	10,074	16,264	12,658	47,720	-	10,310	88
MOOE	91,315	91,315	6,676	14,507	4,844	27,359	53,388	5,611	8,317	12,100	20,071	46,099	-	37,927	7,288
CO	768	768	-	-	-	45	45	-	-	-	45	45	-	724	-
Division of Abra	880,163	880,163	180,470	227,959	188,139	280,468	877,036	180,470	227,970	183,490	251,459	843,389	-	3,127	33,647
Abra															
PS	814,207	814,207	171,287	214,909	173,161	253,212	812,569	171,287	214,920	168,603	232,739	787,549	-	1,638	25,020
MOOE	59,703	59,703	9,183	13,050	14,978	21,008	58,220	9,183	13,050	14,887	13,472	50,593	-	1,483	7,627
CO	6,254	6,254	-	-	-	6,247	6,247	-	-	-	5,247	5,247	-	6	1,000
Division of Apayao	439,027	439,027	95,330	119,586	101,297	122,528	438,741	89,670	110,816	90,416	134,746	425,648	-	286	13,093
Apayao															
PS	402,907	402,907	87,338	111,399	92,890	111,281	402,907	83,006	102,847	82,492	125,166	393,511	-	-	9,396
MOOE	35,196	35,196	7,992	8,188	8,407	10,323	34,910	6,664	7,969	7,924	9,580	32,137	-	286	2,773
CO	924	924	-	-	-	924	924	-	-	-	-	-	-	-	924
Division of Benguet	1,168,735	1,168,735	232,079	310,139	270,119	346,665	1,159,002	232,079	310,076	270,119	324,135	1,136,409	-	9,733	22,593
Benguet															
PS	1,083,600	1,083,600	222,649	285,162	248,872	325,471	1,082,155	222,649	285,162	248,872	307,422	1,064,106	-	1,445	18,049
MOOE	85,135	85,135	9,429	24,977	21,247	21,194	76,847	9,429	24,914	21,247	16,713	72,303	-	8,288	4,544
CO	-	-	-	-	-	-	-	-	-	-	-	-	-	-	-
Division of Ifugao	746,049	746,049	151,401	190,983	160,224	231,452	734,059	151,401	189,291	158,670	223,125	722,487	-	11,990	11,572
Ifugao															
PS	693,513	693,513	143,163	178,393	146,416	220,329	688,300	143,163	178,285	143,372	211,959	676,778	-	5,212	11,523
MOOE	52,501	52,501	8,238	12,590	13,807	11,123	45,758	8,238	11,006	15,298	11,167	45,709	-	6,742	49
CO	36	36	-	-	-	-	-	-	-	-	-	-	-	36	-
Division of Kalinga	765,819	765,819	147,649	215,963	152,094	250,113	765,819	147,649	215,963	152,094	229,014	744,721	-	-	21,099
Kalinga															
PS	710,330	710,330	139,063	204,180	141,777	225,311	710,330	139,063	204,180	141,777	209,129	694,148	-	-	16,182
MOOE	54,494	54,494	8,587	11,783	10,317	23,807	54,494	8,587	11,783	10,317	19,886	50,572	-	-	3,921
CO	995	995	-	-	-	995	995	-	-	-	-	-	-	-	995
Division of Mt. Province	745,938	745,938	158,248	192,424	160,263	233,311	744,247	158,248	192,424	161,081	209,375	721,129	-	1,691	23,118
Mt. Province															
PS	693,039	693,039	146,450	179,762	150,127	216,055	692,394	146,450	179,762	150,945	198,007	675,163	-	645	17,230
MOOE	52,259	52,259	11,799	12,662	10,137	16,617	51,214	11,799	12,662	10,137	11,369	45,966	-	1,045	5,248
CO	640	640	-	-	-	640	640	-	-	-	-	-	-	-	640

Note: Differences between the totals and the sum of components are due to rounding-off.

NATIONAL GOVERNMENT OF THE REPUBLIC OF THE PHILIPPINES
Statement of Appropriations, Allotments, Obligations, Disbursements and Balances
By Department/Office/Agency/Province/City
For Fiscal Year 2014
(in thousand pesos)

Statement D

Particulars	Appropriations Total	Allotments Total	Obligations					Disbursements					Unreleased Appropriations	Unobligated Allotments	Unpaid Obligations
			1st Qtr	2nd Qtr	3rd Qtr	4th Qtr	Total	1st Qtr	2nd Qtr	3rd Qtr	4th Qtr	Total			
Division of Baguio City	536,907	536,907	120,041	138,252	120,482	156,705	535,480	117,977	138,224	122,545	154,633	533,380	-	1,427	2,100
Baguio City															
PS	495,792	495,792	110,323	129,681	110,387	145,401	495,792	108,260	129,681	112,451	144,005	494,396	-	-	1,396
MOOE	41,115	41,115	9,718	8,571	10,095	11,304	39,688	9,718	8,544	10,095	10,628	38,985	-	1,427	704
Regional Office II	11,654,101	11,654,101	2,460,846	2,990,956	2,621,164	3,328,311	11,401,276	2,459,455	2,991,218	2,619,726	3,221,374	11,291,773	-	252,825	109,503
PS	10,778,760	10,778,760	2,302,237	2,787,914	2,445,994	3,085,565	10,621,710	2,301,229	2,788,419	2,446,102	3,025,847	10,561,597	-	157,050	60,113
MOOE	849,574	849,574	158,608	203,026	174,840	219,622	756,097	158,226	202,783	173,294	194,349	728,653	-	93,476	27,445
CO	25,768	25,768	-	16	330	23,124	23,470	-	16	330	1,178	1,523	-	2,298	21,946
Regional Office Proper	170,565	170,565	26,101	25,446	27,961	23,949	103,458	25,977	25,436	27,492	19,189	98,094	-	67,107	5,364
Cagayan															
PS	98,659	98,659	10,951	12,055	21,428	12,677	57,111	10,951	12,055	21,377	11,340	55,723	-	41,548	1,388
MOOE	71,561	71,561	15,150	13,376	6,533	11,273	46,331	15,026	13,366	6,115	7,849	42,356	-	25,230	3,975
CO	345	345	-	16	-	-	16	-	16	-	-	16	-	329	-
Division of Batanes	221,341	221,341	43,247	47,347	57,518	64,610	212,723	43,247	47,347	57,518	54,308	202,420	-	8,618	10,303
Batanes															
PS	197,848	197,848	40,859	44,013	53,673	56,542	195,088	40,859	44,013	53,673	49,947	188,493	-	2,760	6,595
MOOE	20,122	20,122	2,388	3,334	3,515	5,029	14,266	2,388	3,334	3,515	3,268	12,505	-	5,856	1,761
CO	3,371	3,371	-	-	330	3,039	3,369	-	-	330	1,092	1,422	-	2	1,947
Division of Cagayan	3,583,872	3,583,872	748,685	933,704	801,730	1,060,868	3,544,987	748,250	933,999	801,507	1,029,581	3,513,337	-	38,885	31,650
Cagayan															
PS	3,340,834	3,340,834	701,261	875,990	745,856	990,319	3,313,426	701,035	876,318	745,656	964,500	3,287,508	-	27,408	25,918
MOOE	239,518	239,518	47,424	57,714	55,873	67,029	228,041	47,215	57,681	55,852	65,081	225,829	-	11,477	2,212
CO	3,520	3,520	-	-	-	3,520	3,520	-	-	-	-	-	-	-	3,520
Division of Isabela	3,853,158	3,853,158	896,544	1,073,549	899,746	926,474	3,796,313	896,544	1,073,549	899,746	912,837	3,782,676	-	56,845	13,637
Isabela															
PS	3,581,476	3,581,476	843,676	1,003,543	846,103	861,823	3,555,145	843,676	1,003,543	846,103	860,663	3,553,985	-	26,331	1,160
MOOE	268,660	268,660	52,868	70,006	53,643	61,959	238,476	52,868	70,006	53,643	52,160	228,677	-	30,184	9,799
CO	3,022	3,022	-	-	-	2,692	2,692	-	-	-	14	14	-	330	2,678
Division of Nueva Vizcaya	1,490,257	1,490,257	318,517	375,647	378,850	413,940	1,486,953	318,517	375,647	377,583	398,720	1,470,466	-	3,304	16,487
Nueva Vizcaya															
PS	1,392,514	1,392,514	301,617	350,018	353,100	387,451	1,392,185	301,617	350,018	353,100	371,179	1,375,913	-	329	16,272
MOOE	96,107	96,107	16,900	25,629	25,750	26,489	94,768	16,900	25,629	24,484	27,541	94,553	-	1,339	215
CO	1,635	1,635	-	-	-	-	-	-	-	-	-	-	-	1,635	-

Note: Differences between the totals and the sum of components are due to rounding-off.

NATIONAL GOVERNMENT OF THE REPUBLIC OF THE PHILIPPINES
Statement of Appropriations, Allotments, Obligations, Disbursements and Balances

Statement D

By Department/Office/Agency/Province/City
 For Fiscal Year 2014
 (in thousand pesos)

Particulars	Appropriations Total	Allotments Total	Obligations					Disbursements					Unreleased Appropriations	Unobligated Allotments	Unpaid Obligations
			1st Qtr	2nd Qtr	3rd Qtr	4th Qtr	Total	1st Qtr	2nd Qtr	3rd Qtr	4th Qtr	Total			
Division of Quirino	715,198	715,198	154,453	194,239	170,905	185,832	705,429	154,453	193,991	171,065	177,010	696,518	-	9,769	8,911
Quirino															
PS	662,204	662,204	144,812	182,613	160,536	165,323	653,284	144,812	182,613	160,536	162,642	650,603	-	8,920	2,681
MOOE	52,531	52,531	9,641	11,626	10,369	20,047	51,683	9,641	11,377	10,529	14,368	45,915	-	849	5,768
CO	462	462	-	-	-	462	462	-	-	-	-	-	-	1	462
Division of Cauayan City	368,400	368,400	76,808	95,239	82,220	112,331	366,598	76,026	95,416	82,579	112,209	366,230	-	1,802	367
Cauayan City															
PS	340,330	340,330	71,841	88,946	75,199	103,892	339,879	71,060	89,124	75,559	104,077	339,819	-	451	60
MOOE	27,892	27,892	4,967	6,293	7,021	8,262	26,541	4,967	6,293	7,021	8,132	26,411	-	1,351	130
CO	178	178	-	-	-	177	177	-	-	-	-	-	-	e	177
Division of Ilagan City	452,817	452,817	25,525	32,596	24,934	316,401	399,455	25,525	32,596	24,934	294,098	377,153	-	53,362	22,303
Ilagan City															
PS	420,811	420,811	24,110	30,373	23,506	297,752	375,740	24,110	30,373	23,506	291,714	369,703	-	45,071	6,037
MOOE	18,914	18,914	1,415	2,223	1,428	5,557	10,623	1,415	2,223	1,428	2,384	7,450	-	8,291	3,173
CO	13,092	13,092	-	-	-	13,092	13,092	-	-	-	-	-	-	-	13,092
Division of Santiago City	341,934	341,934	72,974	90,782	76,277	95,273	335,306	72,974	90,782	76,277	94,790	334,823	-	6,628	483
Santiago City															
PS	316,110	316,110	69,085	84,956	71,082	88,919	314,041	69,085	84,956	71,082	88,919	314,041	-	2,069	-
MOOE	25,753	25,753	3,889	5,826	5,195	6,282	21,193	3,889	5,826	5,195	5,871	20,781	-	4,559	412
CO	71	71	-	-	-	71	71	-	-	-	-	-	-	-	71
Division of Tuguegarao City	456,560	456,560	97,992	122,407	101,024	128,633	450,056	97,943	122,456	101,024	128,633	450,056	-	6,504	-
Tuguegarao City															
PS	427,973	427,973	94,026	115,407	95,510	120,866	425,810	94,026	115,407	95,510	120,866	425,810	-	2,164	-
MOOE	28,515	28,515	3,966	7,000	5,513	7,696	24,175	3,917	7,048	5,513	7,696	24,175	-	4,340	-
CO	71	71	-	-	-	71	71	-	-	-	71	71	-	-	-
Regional Office III	29,312,272	29,312,272	5,362,255	7,496,798	6,085,756	8,530,950	27,475,759	5,283,050	7,474,198	6,050,565	8,201,134	27,008,947	-	1,836,513	466,813
PS	25,718,915	25,718,915	5,041,863	6,968,171	5,609,234	7,967,814	25,587,082	4,972,353	6,960,480	5,595,072	7,673,216	25,201,121	-	131,833	385,961
MOOE	1,997,170	1,997,170	320,393	508,528	412,669	538,218	1,779,807	310,697	509,612	411,334	499,101	1,730,744	-	217,363	49,062
CO	1,596,188	1,596,188	-	20,099	63,853	24,919	108,871	-	4,106	44,159	28,817	77,082	-	1,487,317	31,789
Regional Office Proper	1,740,760	1,740,760	29,791	32,698	17,990	99,255	179,734	10,304	47,356	12,796	39,176	109,632	-	1,561,025	70,102
Pampanga															
PS	135,348	135,348	21,291	12,526	10,690	77,283	121,790	8,266	23,186	7,858	16,338	55,648	-	13,558	66,142
MOOE	137,141	137,141	8,500	20,140	7,234	21,822	57,697	2,037	24,139	4,921	22,639	53,736	-	79,444	3,960
CO	1,468,271	1,468,271	-	32	67	149	247	-	32	17	199	247	-	1,468,023	-

Note: Differences between the totals and the sum of components are due to rounding-off.

NATIONAL GOVERNMENT OF THE REPUBLIC OF THE PHILIPPINES
Statement of Appropriations, Allotments, Obligations, Disbursements and Balances

Statement D

By Department/Office/Agency/Province/City
 For Fiscal Year 2014
 (in thousand pesos)

Particulars	Appropriations Total	Allotments Total	Obligations					Disbursements					Unreleased Appropriations	Unobligated Allotments	Unpaid Obligations
			1st Qtr	2nd Qtr	3rd Qtr	4th Qtr	Total	1st Qtr	2nd Qtr	3rd Qtr	4th Qtr	Total			
Division of Aurora	883,628	883,628	158,531	211,940	213,425	253,484	837,380	154,682	195,946	205,959	251,311	807,897	-	46,248	29,484
Aurora															
PS	744,019	744,019	150,017	182,084	157,937	236,601	726,639	146,209	182,170	155,787	228,308	712,474	-	17,380	14,165
MOOE	63,468	63,468	8,514	9,789	11,411	12,512	42,226	8,473	9,701	11,538	11,558	41,271	-	21,242	955
CO	76,142	76,142	-	20,067	44,076	4,371	68,515	-	4,075	38,634	11,444	54,152	-	7,627	14,363
Division of Bataan	1,734,172	1,734,172	343,898	446,696	392,430	539,020	1,722,043	343,230	443,741	395,414	533,367	1,715,752	-	12,129	6,292
Bataan															
PS	1,622,084	1,622,084	325,978	416,864	366,033	506,963	1,615,839	325,354	413,950	368,934	503,231	1,611,469	-	6,245	4,370
MOOE	110,108	110,108	17,919	29,831	25,863	30,614	104,228	17,876	29,791	25,947	28,969	102,583	-	5,881	1,645
CO	1,980	1,980	-	-	533	1,443	1,977	-	-	533	1,166	1,700	-	3	277
Division of Bulacan	4,957,368	4,957,368	1,028,652	1,290,276	1,113,165	1,484,345	4,916,438	1,028,491	1,290,257	1,097,373	1,476,615	4,892,736	-	40,930	23,701
Bulacan															
PS	4,605,820	4,605,820	963,949	1,198,532	1,022,556	1,405,765	4,590,801	963,792	1,198,607	1,022,330	1,387,450	4,572,179	-	15,019	18,622
MOOE	335,125	335,125	64,703	91,744	76,593	76,246	309,285	64,699	91,650	75,044	74,211	305,604	-	25,839	3,682
CO	16,423	16,423	-	-	14,017	2,335	16,352	-	-	-	14,953	14,953	-	71	1,398
Division of Nueva Ecija	4,547,473	4,547,473	915,472	1,244,118	991,655	1,374,267	4,525,512	887,381	1,236,970	982,179	1,325,324	4,431,854	-	21,961	93,658
Nueva Ecija															
PS	4,247,984	4,247,984	870,661	1,166,258	920,516	1,289,480	4,246,915	842,909	1,160,386	910,165	1,245,271	4,158,731	-	1,069	88,184
MOOE	294,830	294,830	44,811	77,859	67,440	83,838	273,947	44,472	76,584	68,499	79,868	269,423	-	20,883	4,525
CO	4,658	4,658	-	-	3,700	949	4,649	-	-	3,515	185	3,700	-	9	949
Division of Pampanga	4,774,831	4,774,831	932,780	1,297,772	984,087	1,526,847	4,741,486	924,561	1,292,490	984,850	1,408,384	4,610,285	-	33,345	131,201
Pampanga															
PS	4,459,983	4,459,983	875,177	1,227,463	927,260	1,413,816	4,443,717	868,429	1,222,342	927,576	1,322,485	4,340,832	-	16,265	102,885
MOOE	308,813	308,813	57,602	70,309	56,827	106,996	291,734	56,132	70,148	57,274	85,899	269,452	-	17,079	22,281
CO	6,035	6,035	-	-	-	6,035	6,035	-	-	-	-	-	-	-	6,035
Division of Tarlac	2,884,587	2,884,587	570,757	776,183	634,340	889,235	2,870,515	570,292	774,091	634,811	856,579	2,835,772	-	14,072	34,743
Tarlac															
PS	2,676,442	2,676,442	533,454	714,807	585,852	837,456	2,671,570	533,147	714,086	585,735	806,362	2,639,330	-	4,872	32,239
MOOE	207,446	207,446	37,303	61,376	48,488	51,085	198,251	37,144	60,005	49,076	49,522	195,747	-	9,195	2,504
CO	699	699	-	-	-	695	695	-	-	-	695	695	-	5	-
Division of Zambales	1,761,773	1,761,773	335,864	470,556	373,072	561,865	1,741,358	335,836	470,412	373,117	558,291	1,737,657	-	20,416	3,701
Zambales															
PS	1,625,949	1,625,949	315,551	438,367	345,871	519,882	1,619,671	315,523	438,337	345,821	518,157	1,617,838	-	6,277	1,833
MOOE	133,716	133,716	20,313	32,189	25,741	41,983	120,226	20,313	32,074	25,837	40,134	118,358	-	13,490	1,868
CO	2,109	2,109	-	-	1,460	-	1,460	-	-	1,460	-	1,460	-	649	-

Note: Differences between the totals and the sum of components are due to rounding-off.

NATIONAL GOVERNMENT OF THE REPUBLIC OF THE PHILIPPINES
Statement of Appropriations, Allotments, Obligations, Disbursements and Balances

Statement D

By Department/Office/Agency/Province/City
 For Fiscal Year 2014
 (in thousand pesos)

Particulars	Appropriations Total	Allotments Total	Obligations					Disbursements					Unreleased Appropriations	Unobligated Allotments	Unpaid Obligations
			1st Qtr	2nd Qtr	3rd Qtr	4th Qtr	Total	1st Qtr	2nd Qtr	3rd Qtr	4th Qtr	Total			
Division of Angeles City	869,255	869,255	40,939	353,158	209,943	241,592	845,631	40,704	353,018	209,738	235,551	839,011	-	23,624	6,621
Angeles City															
PS	809,445	809,445	38,285	330,308	195,840	226,489	790,923	38,051	330,308	195,636	221,068	785,063	-	18,522	5,860
MOOE	59,629	59,629	2,654	22,850	14,102	14,926	54,532	2,654	22,709	14,102	14,482	53,948	-	5,097	584
CO	182	182	-	-	-	176	176	-	-	-	-	-	-	5	176
Division of Balanga City	291,515	291,515	62,751	72,350	66,656	87,452	289,209	62,751	72,350	66,656	78,586	280,343	-	2,306	8,866
Balanga City															
PS	261,979	261,979	59,226	65,988	62,433	73,442	261,089	59,226	65,988	62,433	73,260	260,907	-	891	181
MOOE	20,982	20,982	3,525	6,362	4,223	5,457	19,567	3,525	6,362	4,223	5,325	19,435	-	1,415	132
CO	8,553	8,553	-	-	-	8,553	8,553	-	-	-	-	-	-	-	8,553
Division of Cabanatuan City	590,872	590,872	121,452	151,198	129,740	183,523	585,913	120,592	150,875	127,397	173,330	572,193	-	4,959	13,720
Cabanatuan City															
PS	552,675	552,675	114,422	140,535	121,173	171,766	547,896	113,562	140,296	118,829	163,534	536,222	-	4,779	11,674
MOOE	38,161	38,161	7,030	10,663	8,567	11,722	37,981	7,030	10,578	8,567	9,796	35,971	-	180	2,010
CO	36	36	-	-	-	36	36	-	-	-	-	-	-	-	36
Division of Gapan City	375,213	375,213	77,506	97,041	82,933	117,547	375,027	77,506	97,041	82,933	116,385	373,865	-	186	1,162
Gapan City															
PS	351,438	351,438	75,575	93,384	77,969	104,355	351,284	75,575	93,384	77,969	103,451	350,380	-	154	904
MOOE	23,775	23,775	1,931	3,657	4,964	13,192	23,743	1,931	3,657	4,964	12,934	23,485	-	32	258
CO	-	-	-	-	-	-	-	-	-	-	-	-	-	-	-
Division of Malolos City	540,620	540,620	113,824	128,364	138,037	157,690	537,915	113,683	128,469	137,990	150,377	530,519	-	2,705	7,396
Malolos City															
PS	503,869	503,869	106,575	119,001	129,008	148,872	503,456	106,575	119,001	129,008	141,640	496,224	-	413	7,232
MOOE	36,715	36,715	7,249	9,364	9,029	8,817	34,459	7,108	9,469	8,982	8,737	34,296	-	2,256	163
CO	36	36	-	-	-	-	-	-	-	-	-	-	-	36	-
Division of Muñoz Science City	254,820	254,820	55,411	66,837	57,717	74,855	254,820	55,373	66,768	57,628	74,100	253,869	-	c	951
Muñoz Science City															
PS	236,768	236,768	51,978	62,032	53,110	69,648	236,768	51,939	61,964	53,021	69,134	236,058	-	c	710
MOOE	18,052	18,052	3,433	4,804	4,607	5,207	18,052	3,433	4,804	4,607	4,966	17,811	-	-	241
Division of Olongapo City	656,501	656,501	49,978	260,821	135,332	193,511	639,642	49,688	260,919	135,411	177,848	623,865	-	16,859	15,777
Olongapo City															
PS	608,622	608,622	45,529	242,764	125,190	181,822	595,305	45,239	242,889	125,241	168,510	581,879	-	13,317	13,425
MOOE	47,733	47,733	4,449	18,058	10,142	11,549	44,196	4,449	18,030	10,170	9,197	41,845	-	3,536	2,352
CO	146	146	-	-	-	141	141	-	-	-	141	141	-	5	-

Note: Differences between the totals and the sum of components are due to rounding-off.

NATIONAL GOVERNMENT OF THE REPUBLIC OF THE PHILIPPINES
Statement of Appropriations, Allotments, Obligations, Disbursements and Balances
 By Department/Office/Agency/Province/City
 For Fiscal Year 2014
 (in thousand pesos)

Statement D

Particulars	Appropriations Total	Allotments Total	Obligations					Disbursements					Unreleased Appropriations	Unobligated Allotments	Unpaid Obligations
			1st Qtr	2nd Qtr	3rd Qtr	4th Qtr	Total	1st Qtr	2nd Qtr	3rd Qtr	4th Qtr	Total			
Division of San Fernando City	688,542	688,542	150,317	165,102	150,183	207,829	673,431	148,754	165,581	146,443	211,071	671,849	-	15,111	1,582
San Fernando City															
PS	636,202	636,202	141,780	154,248	138,810	196,844	631,682	141,043	154,420	134,905	199,752	630,120	-	4,521	1,561
MOOE	44,300	44,300	8,536	10,854	11,374	10,985	41,749	7,712	11,161	11,538	11,318	41,729	-	2,551	20
CO	8,039	8,039	-	-	-	-	-	-	-	-	-	-	-	8,039	-
Division of San Jose City	127,341	127,341	21,533	34,585	25,739	41,040	122,898	21,533	34,480	25,844	39,508	121,366	-	4,443	1,532
San Jose City															
PS	95,197	95,197	20,227	25,063	19,816	30,091	95,197	20,227	24,978	19,900	29,450	94,556	-	-	642
MOOE	24,252	24,252	1,306	9,522	5,923	6,995	23,746	1,306	9,502	5,944	6,578	23,330	-	506	416
CO	7,892	7,892	-	-	-	3,955	3,955	-	-	-	3,480	3,480	-	3,937	475
Division of San Jose Del Monte City	1,062,809	1,062,809	224,603	263,260	248,132	316,466	1,052,460	214,421	258,257	252,843	319,324	1,044,845	-	10,349	7,615
San Jose Del Monte City															
PS	988,790	988,790	210,479	244,991	231,516	298,814	985,799	200,356	239,966	236,218	302,697	979,237	-	2,991	6,562
MOOE	71,175	71,175	14,124	18,269	16,616	17,652	66,661	14,065	18,291	16,625	16,627	65,608	-	4,514	1,053
CO	2,844	2,844	-	-	-	-	-	-	-	-	-	-	-	2,844	-
Division of Tarlac City	697,535	697,535	149,731	168,430	146,918	222,166	687,245	144,802	169,658	147,027	215,517	677,005	-	10,289	10,240
Tarlac City															
PS	651,499	651,499	141,934	158,019	137,471	208,515	645,939	137,157	159,200	137,607	202,566	636,529	-	5,559	9,410
MOOE	46,000	46,000	7,797	10,411	9,447	13,616	41,270	7,646	10,459	9,420	12,918	40,442	-	4,730	828
CO	36	36	-	-	-	35	35	-	-	-	33	33	-	c	2
Regional Office IV-A	30,245,111	30,245,111	5,793,492	7,189,246	6,540,407	9,537,174	29,060,319	5,793,483	7,189,012	6,535,531	8,986,673	28,504,698	-	1,184,793	555,621
PS	28,051,803	28,051,803	5,423,893	6,689,324	6,104,692	8,921,098	27,139,006	5,423,893	6,689,324	6,099,785	8,409,468	26,622,470	-	912,796	516,536
MOOE	2,127,982	2,127,982	369,599	499,922	435,715	598,086	1,903,322	369,590	499,688	435,745	571,581	1,876,604	-	224,660	26,718
CO	65,327	65,327	-	-	-	17,990	17,990	-	-	-	5,624	5,624	-	47,336	12,367
Regional Office Proper	166,929	166,929	26,469	49,036	20,401	40,788	136,693	26,469	49,036	20,696	15,000	111,201	-	30,236	25,493
Quezon City															
PS	60,583	60,583	7,822	8,290	10,104	31,961	58,177	7,822	8,290	10,104	8,744	34,959	-	2,406	23,217
MOOE	106,346	106,346	18,647	40,746	10,296	8,827	78,516	18,647	40,746	10,592	6,256	76,241	-	27,830	2,275
Division of Batangas	4,360,463	4,360,463	847,339	1,066,013	892,905	1,383,481	4,189,738	847,339	1,066,013	892,789	1,306,956	4,113,097	-	170,725	76,641
Batangas															
PS	4,054,853	4,054,853	800,080	1,006,193	833,778	1,270,541	3,910,592	800,080	1,006,193	833,754	1,218,295	3,858,322	-	144,262	52,270
MOOE	297,574	297,574	47,260	59,819	59,127	104,931	271,137	47,260	59,819	59,035	88,661	254,775	-	26,437	16,362
CO	8,035	8,035	-	-	-	8,009	8,009	-	-	-	-	-	-	26	8,009

Note: Differences between the totals and the sum of components are due to rounding-off.

NATIONAL GOVERNMENT OF THE REPUBLIC OF THE PHILIPPINES
Statement of Appropriations, Allotments, Obligations, Disbursements and Balances

Statement D

By Department/Office/Agency/Province/City
 For Fiscal Year 2014
 (in thousand pesos)

Particulars	Appropriations Total	Allotments Total	Obligations					Disbursements					Unreleased Appropriations	Unobligated Allotments	Unpaid Obligations
			1st Qtr	2nd Qtr	3rd Qtr	4th Qtr	Total	1st Qtr	2nd Qtr	3rd Qtr	4th Qtr	Total			
Division of Cavite	4,611,054	4,611,054	904,033	1,076,819	1,010,462	1,518,837	4,510,151	904,033	1,076,774	1,010,289	1,514,645	4,505,740	-	100,903	4,411
Cavite															
PS	4,295,551	4,295,551	854,150	1,004,603	940,335	1,443,376	4,242,464	854,150	1,004,603	940,335	1,439,616	4,238,704	-	53,086	3,761
MOOE	304,127	304,127	49,882	72,216	70,127	75,461	267,687	49,882	72,171	69,954	75,029	267,037	-	36,440	650
CO	11,377	11,377	-	-	-	-	-	-	-	-	-	-	-	11,377	-
Division of Laguna	4,187,246	4,187,246	762,251	983,262	898,710	1,133,585	3,777,807	762,251	983,262	898,710	1,094,303	3,738,525	-	409,439	39,282
Laguna															
PS	3,912,279	3,912,279	718,506	917,739	831,593	1,055,945	3,523,783	718,506	917,739	831,593	1,017,989	3,485,827	-	388,497	37,955
MOOE	273,438	273,438	43,745	65,523	67,116	77,640	254,024	43,745	65,523	67,116	76,314	252,698	-	19,414	1,326
CO	1,529	1,529	-	-	-	-	-	-	-	-	-	-	-	1,529	-
Division of Quezon	5,143,262	5,143,262	994,367	1,229,471	1,069,111	1,755,215	5,048,164	994,367	1,229,455	1,069,111	1,566,066	4,858,999	-	95,098	189,165
Quezon															
PS	4,780,228	4,780,228	929,023	1,166,290	1,004,358	1,627,335	4,727,005	929,023	1,166,290	1,004,358	1,443,322	4,542,992	-	53,223	184,013
MOOE	359,158	359,158	65,344	63,181	64,753	124,017	317,295	65,344	63,165	64,753	122,744	316,007	-	41,863	1,288
CO	3,875	3,875	-	-	-	3,863	3,863	-	-	-	-	-	-	12	3,863
Division of Rizal	3,817,256	3,817,256	746,669	828,161	905,985	1,252,510	3,733,325	746,669	828,161	901,102	1,066,278	3,542,209	-	83,931	191,116
Rizal															
PS	3,561,945	3,561,945	695,384	765,112	857,572	1,193,011	3,511,080	695,384	765,112	852,689	1,006,779	3,319,964	-	50,865	191,116
MOOE	255,062	255,062	51,284	63,048	48,414	59,499	222,245	51,284	63,048	48,414	59,499	222,245	-	32,817	-
CO	249	249	-	-	-	-	-	-	-	-	-	-	-	249	-
Division of Antipolo City	1,412,179	1,412,179	225,930	357,259	317,091	419,586	1,319,866	225,930	357,085	317,091	416,944	1,317,051	-	92,312	2,815
Antipolo City															
PS	1,318,701	1,318,701	208,317	331,991	294,310	397,177	1,231,795	208,317	331,991	294,310	394,502	1,229,120	-	86,906	2,675
MOOE	93,478	93,478	17,613	25,268	22,781	22,409	88,071	17,613	25,094	22,781	22,442	87,931	-	5,406	140
Division of Batangas City	798,388	798,388	163,447	150,899	168,170	284,131	766,647	163,447	150,899	168,170	278,023	760,539	-	31,742	6,108
Batangas City															
PS	734,252	734,252	154,258	140,471	158,858	267,229	720,816	154,258	140,471	158,858	263,518	717,105	-	13,436	3,711
MOOE	50,404	50,404	9,189	10,428	9,312	16,902	45,831	9,189	10,428	9,312	14,505	43,434	-	4,573	2,397
CO	13,733	13,733	-	-	-	-	-	-	-	-	-	-	-	13,733	-
Division of Bacoor City	206,057	206,057	36,261	46,048	50,085	67,594	199,988	36,261	46,048	50,085	65,794	198,188	-	6,069	1,800
Bacoor City															
PS	188,040	188,040	32,611	42,366	45,131	61,934	182,042	32,611	42,366	45,131	60,134	180,242	-	5,998	1,800
MOOE	18,017	18,017	3,650	3,682	4,954	5,660	17,945	3,650	3,682	4,954	5,660	17,945	-	71	-

Note: Differences between the totals and the sum of components are due to rounding-off.

NATIONAL GOVERNMENT OF THE REPUBLIC OF THE PHILIPPINES
Statement of Appropriations, Allotments, Obligations, Disbursements and Balances

Statement D

By Department/Office/Agency/Province/City
 For Fiscal Year 2014
 (in thousand pesos)

Particulars	Appropriations Total	Allotments Total	Obligations					Disbursements					Unreleased Appropriations	Unobligated Allotments	Unpaid Obligations
			1st Qtr	2nd Qtr	3rd Qtr	4th Qtr	Total	1st Qtr	2nd Qtr	3rd Qtr	4th Qtr	Total			
Division of Calamba City	792,750	792,750	149,010	209,887	179,711	230,691	769,298	149,010	209,887	179,710	229,364	767,971	-	23,452	1,327
Calamba City															
PS	740,040	740,040	139,526	194,532	167,619	218,329	720,006	139,526	194,532	167,619	217,002	718,679	-	20,034	1,327
MOOE	52,425	52,425	9,483	15,355	12,092	12,362	49,292	9,483	15,355	12,092	12,362	49,292	-	3,133	-
CO	284	284	-	-	-	-	-	-	-	-	-	-	-	284	-
Division of Cavite City	351,109	351,109	68,566	89,327	76,189	106,394	340,476	68,566	89,327	76,189	104,343	338,425	-	10,633	2,051
Cavite City															
PS	325,325	325,325	65,643	82,885	72,336	95,332	316,196	65,643	82,885	72,336	93,777	314,641	-	9,130	1,555
MOOE	23,387	23,387	2,923	6,442	3,853	8,669	21,887	2,923	6,442	3,853	8,596	21,814	-	1,500	73
CO	2,397	2,397	-	-	-	2,393	2,393	-	-	-	1,970	1,970	-	3	423
Division of Dasmariñas City	1,171,385	1,171,385	234,366	297,532	257,400	338,313	1,127,612	234,366	297,532	257,400	337,855	1,127,153	-	43,773	459
Dasmariñas City															
PS	1,095,167	1,095,167	220,887	278,009	241,966	321,894	1,062,757	220,887	278,009	241,966	321,470	1,062,333	-	32,410	424
MOOE	69,534	69,534	13,479	19,523	15,433	16,420	64,855	13,479	19,523	15,433	16,385	64,820	-	4,679	35
CO	6,684	6,684	-	-	-	-	-	-	-	-	-	-	-	6,684	-
Division of Imus City	230,352	230,352	43,298	58,147	49,990	70,238	221,672	43,298	58,147	49,990	70,185	221,620	-	8,680	52
Imus City															
PS	213,456	213,456	40,198	53,316	46,375	64,887	204,776	40,198	53,316	46,375	64,887	204,776	-	8,680	-
MOOE	16,896	16,896	3,100	4,831	3,614	5,350	16,896	3,100	4,831	3,614	5,298	16,844	-	c	52
Division of Lipa City	738,050	738,050	144,531	183,960	163,551	230,230	722,273	144,522	183,960	163,551	228,094	720,128	-	15,777	2,145
Lipa City															
PS	684,878	684,878	136,304	170,321	150,984	214,761	672,369	136,304	170,321	150,984	212,616	670,224	-	12,509	2,145
MOOE	53,030	53,030	8,228	13,640	12,567	15,328	49,762	8,219	13,640	12,567	15,337	49,762	-	3,268	-
CO	142	142	-	-	-	142	142	-	-	-	142	142	-	c	-
Division of Lucena City	531,920	531,920	103,989	134,545	116,476	166,561	521,570	103,989	134,545	116,476	163,759	518,768	-	10,351	2,802
Lucena City															
PS	492,902	492,902	98,925	126,307	109,195	154,431	488,859	98,925	126,307	109,195	151,961	486,389	-	4,043	2,470
MOOE	37,241	37,241	5,063	8,238	7,280	12,058	32,640	5,063	8,238	7,280	11,798	32,379	-	4,601	261
CO	1,778	1,778	-	-	-	71	71	-	-	-	-	-	-	1,707	71
Division of San Pablo City	691,476	691,476	135,707	171,553	140,309	213,784	661,353	135,707	171,553	140,309	211,260	658,829	-	30,123	2,524
San Pablo City															
PS	635,712	635,712	128,091	161,270	131,808	200,801	621,971	128,091	161,270	131,808	199,644	620,814	-	13,741	1,157
MOOE	44,216	44,216	7,616	10,283	8,501	12,983	39,382	7,616	10,283	8,501	11,616	38,015	-	4,833	1,367
CO	11,549	11,549	-	-	-	-	-	-	-	-	-	-	-	11,549	-

Note: Differences between the totals and the sum of components are due to rounding-off.

NATIONAL GOVERNMENT OF THE REPUBLIC OF THE PHILIPPINES
Statement of Appropriations, Allotments, Obligations, Disbursements and Balances

Statement D

By Department/Office/Agency/Province/City
 For Fiscal Year 2014
 (in thousand pesos)

Particulars	Appropriations Total	Allotments Total	Obligations					Disbursements					Unreleased Appropriations	Unobligated Allotments	Unpaid Obligations
			1st Qtr	2nd Qtr	3rd Qtr	4th Qtr	Total	1st Qtr	2nd Qtr	3rd Qtr	4th Qtr	Total			
Division of Sta. Rosa City	521,980	521,980	102,884	127,484	111,976	164,735	507,079	102,884	127,484	111,976	164,585	506,929	-	14,902	150
Sta. Rosa City															
PS	484,492	484,492	97,034	119,137	105,054	151,893	473,117	97,034	119,137	105,054	151,743	472,967	-	11,375	150
MOOE	33,971	33,971	5,849	8,347	6,923	9,330	30,449	5,849	8,347	6,923	9,330	30,449	-	3,521	-
CO	3,517	3,517	-	-	-	3,512	3,512	-	-	-	3,512	3,512	-	5	-
Division of Tanauan City	424,066	424,066	85,762	108,414	92,497	131,928	418,601	85,762	108,414	92,497	125,497	412,170	-	5,465	6,431
Tanauan City															
PS	393,591	393,591	80,134	101,201	85,605	124,856	391,796	80,134	101,201	85,605	118,665	385,605	-	1,794	6,191
MOOE	30,475	30,475	5,628	7,213	6,892	7,072	26,804	5,628	7,213	6,892	6,832	26,565	-	3,670	240
Division of Tayabas City	89,189	89,189	18,614	21,431	19,389	28,573	88,008	18,614	21,431	19,389	27,723	87,157	-	1,181	850
Tayabas City															
PS	79,806	79,806	16,999	19,292	17,709	25,404	79,405	16,999	19,292	17,709	24,805	78,805	-	402	599
MOOE	9,204	9,204	1,615	2,139	1,680	3,169	8,603	1,615	2,139	1,680	2,918	8,352	-	602	251
CO	178	178	-	-	-	-	-	-	-	-	-	-	-	178	-
Regional Office IV-B	9,518,609	9,518,609	1,960,898	2,392,267	2,056,985	3,003,069	9,413,219	1,976,259	2,318,486	2,000,196	2,508,318	8,803,260	-	105,390	609,960
PS	8,744,569	8,744,569	1,852,068	2,197,673	1,901,957	2,769,486	8,721,184	1,871,021	2,156,739	1,846,833	2,331,525	8,206,119	-	23,385	515,065
MOOE	709,090	709,090	108,830	167,847	135,916	218,673	631,266	103,566	161,747	126,158	165,696	557,167	-	77,824	74,099
CO	64,949	64,949	-	26,746	19,113	14,910	60,769	1,672	-	27,205	11,097	39,974	-	4,180	20,795
Regional Office Proper															
Quezon City	77,908	77,908	12,576	20,846	11,935	20,342	65,699	11,136	17,476	13,034	12,076	53,721	-	12,209	11,977
PS	38,338	38,338	6,353	9,280	7,204	15,107	37,944	6,356	8,288	7,791	7,003	29,438	-	394	8,506
MOOE	37,046	37,046	6,222	11,566	4,731	5,235	27,755	4,780	9,189	5,243	5,072	24,284	-	9,291	3,471
CO	2,524	2,524	-	-	-	-	-	-	-	-	-	-	-	2,524	-
Division of Marinduque	986,379	986,379	209,905	254,240	219,515	289,911	973,571	209,067	245,203	214,341	255,995	924,606	-	12,809	48,964
Marinduque															
PS	918,047	918,047	201,516	235,572	200,687	277,962	915,737	200,677	226,668	195,597	244,014	866,954	-	2,310	48,782
MOOE	68,084	68,084	8,389	18,667	18,828	11,949	57,834	8,391	18,535	18,744	11,982	57,652	-	10,250	182
CO	249	249	-	-	-	-	-	-	-	-	-	-	-	249	-
Division of Occidental Mindoro	1,312,812	1,312,812	269,960	324,187	269,811	441,122	1,305,079	306,939	277,216	261,905	343,554	1,189,614	-	7,732	115,465
Occidental Mindoro															
PS	1,188,167	1,188,167	255,797	277,209	254,534	399,204	1,186,744	294,694	255,087	234,731	305,462	1,089,974	-	1,423	96,769
MOOE	94,730	94,730	14,163	20,232	15,277	38,799	88,470	10,573	22,129	12,277	27,914	72,894	-	6,260	15,576
CO	29,915	29,915	-	26,746	-	3,119	29,865	1,672	-	14,896	10,179	26,746	-	50	3,119

Note: Differences between the totals and the sum of components are due to rounding-off.

NATIONAL GOVERNMENT OF THE REPUBLIC OF THE PHILIPPINES
Statement of Appropriations, Allotments, Obligations, Disbursements and Balances

Statement D

By Department/Office/Agency/Province/City
 For Fiscal Year 2014
 (in thousand pesos)

Particulars	Appropriations Total	Allotments Total	Obligations					Disbursements					Unreleased Appropriations	Unobligated Allotments	Unpaid Obligations
			1st Qtr	2nd Qtr	3rd Qtr	4th Qtr	Total	1st Qtr	2nd Qtr	3rd Qtr	4th Qtr	Total			
Division of Oriental Mindoro	1,913,211	1,913,211	393,835	505,696	425,754	586,165	1,911,451	391,978	513,761	395,380	404,821	1,705,941	-	1,760	205,510
Oriental Mindoro															
PS	1,775,691	1,775,691	377,658	467,545	396,909	533,416	1,775,528	375,411	475,755	366,811	373,712	1,591,688	-	163	183,839
MOOE	133,183	133,183	16,177	38,151	28,845	48,425	131,599	16,567	38,006	28,570	31,109	114,252	-	1,584	17,347
CO	4,337	4,337	-	-	-	4,324	4,324	-	-	-	-	-	-	13	4,324
Division of Palawan	2,796,266	2,796,266	563,161	669,279	590,452	926,953	2,749,846	557,075	653,399	579,837	799,182	2,589,493	-	46,420	160,353
Palawan															
PS	2,574,466	2,574,466	531,443	634,852	550,317	854,535	2,571,148	525,482	620,282	548,039	747,161	2,440,965	-	3,318	130,183
MOOE	212,339	212,339	31,718	34,427	38,002	65,093	169,240	31,592	33,117	31,797	52,021	148,528	-	43,099	20,712
CO	9,461	9,461	-	-	2,133	7,324	9,457	-	-	-	-	-	-	3	9,457
Division of Romblon	1,303,968	1,303,968	273,593	332,572	290,937	390,411	1,287,512	262,385	332,093	285,705	363,749	1,243,932	-	16,457	43,580
Romblon															
PS	1,203,604	1,203,604	255,007	314,255	258,073	367,342	1,194,678	243,825	313,829	257,981	343,355	1,158,990	-	8,927	35,687
MOOE	82,826	82,826	18,586	18,316	15,884	23,068	75,854	18,560	18,264	15,415	19,476	71,714	-	6,971	4,140
CO	17,538	17,538	-	-	16,980	-	16,980	-	-	12,309	919	13,228	-	559	3,752
Division of Calapan City	432,707	432,707	90,260	107,273	106,229	128,213	431,975	89,962	105,490	108,054	119,409	422,915	-	732	9,060
Calapan City															
PS	402,698	402,698	85,493	100,139	98,461	118,093	402,187	85,359	98,515	100,220	112,568	396,662	-	511	5,525
MOOE	29,867	29,867	4,766	7,134	7,768	9,977	29,646	4,603	6,975	7,834	6,841	26,253	-	221	3,393
CO	142	142	-	-	-	142	142	-	-	-	-	-	-	-	142
Division of Puerto Princesa City	695,358	695,358	147,609	178,174	142,353	219,953	688,088	147,717	173,848	141,941	209,531	673,037	-	7,270	15,051
Puerto Princesa City															
PS	643,560	643,560	138,800	158,821	135,772	203,827	637,220	139,217	158,317	135,663	198,250	631,447	-	6,339	5,773
MOOE	51,017	51,017	8,809	19,353	6,580	16,126	50,868	8,500	15,531	6,278	11,281	41,590	-	149	9,278
CO	782	782	-	-	-	-	-	-	-	-	-	-	-	782	-
Regional Office V	20,256,128	20,256,128	4,090,409	4,941,492	4,227,680	6,538,023	19,797,604	4,124,423	4,553,140	3,924,118	5,463,206	18,064,887	<i>c</i>	458,524	1,732,718
PS	18,673,394	18,673,394	3,869,893	4,638,362	3,891,665	6,054,283	18,454,203	3,929,156	4,281,255	3,650,054	5,087,591	16,948,055	-	219,191	1,506,148
MOOE	1,482,519	1,482,519	220,391	303,017	291,104	450,683	1,265,194	195,152	271,769	274,042	374,294	1,115,257	-	217,325	149,938
CO	100,215	100,215	125	113	44,911	33,058	78,207	115	116	22	1,322	1,575	<i>e</i>	22,008	76,632
Regional Office Proper	261,832	261,832	27,573	27,456	63,132	49,261	167,421	18,524	26,252	24,968	27,040	96,784	-	94,411	70,637
Legazpi City															
PS	112,938	112,938	14,826	19,555	12,669	40,225	87,274	15,264	18,874	12,891	20,571	67,601	-	25,663	19,674
MOOE	97,041	97,041	12,747	7,901	5,574	9,035	35,258	3,260	7,377	12,078	6,469	29,184	-	61,783	6,074
CO	51,854	51,854	-	-	44,889	-	44,889	-	-	-	-	-	-	6,965	44,889

Note: Differences between the totals and the sum of components are due to rounding-off.

NATIONAL GOVERNMENT OF THE REPUBLIC OF THE PHILIPPINES
Statement of Appropriations, Allotments, Obligations, Disbursements and Balances

Statement D

By Department/Office/Agency/Province/City
 For Fiscal Year 2014
 (in thousand pesos)

Particulars	Appropriations Total	Allotments Total	Obligations					Disbursements					Unreleased Appropriations	Unobligated Allotments	Unpaid Obligations
			1st Qtr	2nd Qtr	3rd Qtr	4th Qtr	Total	1st Qtr	2nd Qtr	3rd Qtr	4th Qtr	Total			
Division of Albay	3,034,946	3,034,946	615,101	729,995	624,350	976,967	2,946,412	603,434	741,087	608,764	807,521	2,760,806	-	88,534	185,607
Albay															
PS	2,820,633	2,820,633	589,992	693,623	592,586	917,511	2,793,713	580,550	704,681	577,975	767,510	2,630,716	-	26,920	162,997
MOOE	209,034	209,034	25,109	36,372	31,764	54,337	147,581	22,884	36,406	30,790	40,011	130,090	-	61,453	17,491
CO	5,279	5,279	-	-	-	5,118	5,118	-	-	-	-	-	-	161	5,118
Division of Camarines Norte	1,467,857	1,467,857	299,297	361,615	324,290	468,135	1,453,338	292,278	361,660	319,189	420,236	1,393,363	-	14,519	59,975
Camarines Norte															
PS	1,358,503	1,358,503	282,382	334,169	301,676	431,603	1,349,830	275,584	334,173	300,283	394,389	1,304,428	-	8,673	45,402
MOOE	101,896	101,896	16,915	27,446	22,615	29,090	96,066	16,694	27,487	18,906	25,847	88,934	-	5,830	7,131
CO	7,458	7,458	-	-	-	7,442	7,442	-	-	-	-	-	-	16	7,442
Division of Camarines Sur	5,231,749	5,231,749	1,068,620	1,259,171	1,114,803	1,676,296	5,118,889	1,023,429	1,254,237	1,018,145	1,345,540	4,641,351	-	112,860	477,538
Camarines Sur															
PS	4,850,014	4,850,014	1,019,771	1,183,537	1,027,813	1,573,164	4,804,284	976,263	1,184,700	940,114	1,241,787	4,342,864	-	45,730	461,420
MOOE	369,647	369,647	48,783	75,521	86,967	103,089	314,361	47,100	69,424	78,009	103,711	298,244	-	55,286	16,117
CO	12,088	12,088	66	113	22	43	244	66	113	22	42	243	-	11,844	1
Division of Catanduanes	1,136,705	1,136,705	239,700	281,576	230,930	373,547	1,125,753	239,282	278,381	233,238	317,032	1,067,933	-	10,953	57,820
Catanduanes															
PS	1,064,163	1,064,163	227,276	264,175	218,287	352,192	1,061,930	227,323	261,612	220,803	298,062	1,007,800	-	2,233	54,130
MOOE	72,080	72,080	12,424	17,401	12,643	21,354	63,823	11,959	16,769	12,434	18,970	60,133	-	8,257	3,690
CO	462	462	-	-	-	-	-	-	-	-	-	-	-	462	-
Division of Masbate	3,161,998	3,161,998	610,084	775,233	656,852	1,096,894	3,139,063	569,011	706,313	543,659	994,615	2,813,598	-	22,935	325,464
Masbate															
PS	2,933,091	2,933,091	576,598	737,604	615,958	982,318	2,912,478	546,561	675,503	508,786	920,613	2,651,464	-	20,613	261,014
MOOE	215,218	215,218	33,427	37,629	40,894	100,947	212,896	22,400	30,808	34,873	73,997	162,078	-	2,322	50,819
CO	13,688	13,688	59	-	-	13,629	13,688	49	3	-	6	57	-	-	13,631
Division of Sorsogon	2,454,063	2,454,063	508,347	637,004	463,894	811,705	2,420,949	629,372	353,465	445,751	621,063	2,049,652	-	33,113	371,298
Sorsogon															
PS	2,272,028	2,272,028	476,898	595,960	429,373	743,818	2,246,049	599,576	324,825	410,486	579,730	1,914,617	-	25,979	331,432
MOOE	175,457	175,457	31,449	41,044	34,521	61,309	168,323	29,796	28,640	35,265	40,058	133,760	-	7,134	34,563
CO	6,577	6,577	-	-	-	6,577	6,577	-	-	-	1,275	1,275	-	-	5,303
Division of Iriga City	280,826	280,826	55,296	63,293	56,014	90,588	265,191	53,937	64,781	55,160	88,664	262,542	-	15,635	2,649
Iriga City															
PS	262,825	262,825	52,863	58,569	50,974	84,784	247,190	51,812	59,954	50,111	84,502	246,380	-	15,635	810
MOOE	17,824	17,824	2,433	4,724	5,039	5,627	17,823	2,125	4,827	5,048	4,162	16,163	-	c	1,661
CO	178	178	-	-	-	178	178	-	-	-	-	-	-	-	178

Note: Differences between the totals and the sum of components are due to rounding-off.

NATIONAL GOVERNMENT OF THE REPUBLIC OF THE PHILIPPINES
Statement of Appropriations, Allotments, Obligations, Disbursements and Balances

Statement D

By Department/Office/Agency/Province/City
 For Fiscal Year 2014
 (in thousand pesos)

Particulars	Appropriations Total	Allotments Total	Obligations					Disbursements					Unreleased Appropriations	Unobligated Allotments	Unpaid Obligations
			1st Qtr	2nd Qtr	3rd Qtr	4th Qtr	Total	1st Qtr	2nd Qtr	3rd Qtr	4th Qtr	Total			
Division of Legazpi City	538,676	538,676	109,715	132,014	111,858	168,322	521,908	139,808	99,477	111,277	156,336	506,898	c	16,768	15,010
Legazpi City															
PS	501,067	501,067	103,863	123,127	105,273	155,923	488,187	131,461	94,851	104,752	145,874	476,938	-	12,880	11,249
MOOE	36,542	36,542	5,852	8,886	6,585	12,398	33,721	8,347	4,625	6,526	10,462	29,961	-	2,821	3,760
CO	1,067	1,067	-	-	-	-	-	-	-	-	-	-	c	1,067	-
Division of Ligao City	403,186	403,186	83,781	100,487	84,763	122,687	391,718	82,988	89,099	79,124	91,577	342,788	-	11,468	48,930
Ligao City															
PS	372,791	372,791	78,647	93,880	79,114	113,716	365,357	78,201	82,606	73,867	84,123	318,796	-	7,434	46,561
MOOE	30,039	30,039	5,134	6,607	5,649	8,970	26,361	4,787	6,493	5,258	7,454	23,992	-	3,678	2,369
CO	356	356	-	-	-	-	-	-	-	-	-	-	-	356	-
Division of Masbate City	372,790	372,790	78,072	91,390	82,147	110,909	362,517	78,053	91,392	80,432	103,784	353,660	-	10,273	8,857
Masbate City															
PS	346,747	346,747	73,837	86,815	75,229	102,824	338,705	73,837	86,815	73,544	96,755	330,951	-	8,042	7,754
MOOE	25,438	25,438	4,235	4,575	6,918	8,084	23,812	4,216	4,577	6,888	7,029	22,709	-	1,626	1,103
CO	604	604	-	-	-	-	-	-	-	-	-	-	-	604	-
Division of Naga City	369,945	369,945	73,614	90,197	78,218	124,602	366,632	79,097	90,048	69,527	64,852	303,524	-	3,313	63,108
Naga City															
PS	344,162	344,162	70,040	84,864	70,677	116,633	342,214	75,613	84,670	65,336	56,666	282,285	-	1,948	59,929
MOOE	25,783	25,783	3,575	5,333	7,541	7,969	24,418	3,484	5,378	4,191	8,186	21,239	-	1,365	3,179
Division of Sorsogon City	454,028	454,028	100,068	110,819	103,271	138,992	453,150	94,285	115,699	101,636	125,759	437,379	-	878	15,772
Sorsogon City															
PS	423,104	423,104	94,344	101,020	95,175	131,687	422,226	88,654	106,469	94,273	118,571	407,967	-	878	14,259
MOOE	30,854	30,854	5,724	9,799	8,096	7,234	30,854	5,631	9,230	7,362	7,188	29,412	-	-	1,442
CO	71	71	-	-	-	71	71	-	-	-	-	-	-	c	71
Division of Tabaco City	1,087,528	1,087,528	221,141	281,242	233,160	329,120	1,064,663	220,925	281,249	233,247	299,187	1,034,609	-	22,865	30,055
Tabaco City															
PS	1,011,328	1,011,328	208,557	261,464	216,861	307,884	994,766	208,456	261,522	216,834	278,437	965,249	-	16,562	29,517
MOOE	75,667	75,667	12,584	19,778	16,299	21,236	69,898	12,470	19,727	16,414	20,750	69,360	-	5,769	538
CO	533	533	-	-	-	-	-	-	-	-	-	-	-	533	-
Regional Office VI	24,139,865	24,138,134	3,620,015	6,986,043	5,160,625	7,527,542	23,294,225	3,438,035	6,923,622	5,095,223	7,059,877	22,516,757	1,730	843,909	777,468
PS	22,195,014	22,193,283	3,403,489	6,632,840	4,644,483	7,009,347	21,690,160	3,230,749	6,586,010	4,579,556	6,695,499	21,091,814	1,730	503,123	598,347
MOOE	1,625,006	1,625,006	216,526	353,203	492,101	347,938	1,409,767	207,286	337,612	493,919	303,278	1,342,095	-	215,238	67,673
CO	319,845	319,845	-	-	24,041	170,257	194,298	-	-	21,748	61,101	82,848	-	125,548	111,449

Note: Differences between the totals and the sum of components are due to rounding-off.

NATIONAL GOVERNMENT OF THE REPUBLIC OF THE PHILIPPINES
Statement of Appropriations, Allotments, Obligations, Disbursements and Balances

Statement D

By Department/Office/Agency/Province/City
 For Fiscal Year 2014
 (in thousand pesos)

Particulars	Appropriations Total	Allotments Total	Obligations					Disbursements					Unreleased Appropriations	Unobligated Allotments	Unpaid Obligations
			1st Qtr	2nd Qtr	3rd Qtr	4th Qtr	Total	1st Qtr	2nd Qtr	3rd Qtr	4th Qtr	Total			
Regional Office Proper	160,952	160,952	18,734	24,110	19,880	31,501	94,226	18,711	21,208	18,617	33,277	91,814	-	66,726	2,412
Iloilo City															
PS	61,321	61,321	10,886	19,274	10,043	20,278	60,481	10,863	18,313	9,929	21,375	60,481	-	840	-
MOOE	94,885	94,885	7,848	4,836	9,838	10,921	33,443	7,848	2,895	8,688	11,902	31,333	-	61,442	2,110
CO	4,746	4,746	-	-	-	302	302	-	-	-	-	-	-	4,444	302
Division of Aklan	2,052,374	2,052,374	378,524	476,216	436,900	645,687	1,937,328	373,162	464,281	450,841	510,439	1,798,723	-	115,047	138,605
Aklan															
PS	1,729,905	1,729,905	351,330	446,923	399,345	532,229	1,729,827	347,101	435,880	414,034	485,928	1,682,943	-	78	46,884
MOOE	125,216	125,216	27,194	29,293	34,858	27,265	118,609	26,061	28,400	36,402	24,058	114,923	-	6,606	3,687
CO	197,254	197,254	-	-	2,697	86,194	88,892	-	-	405	453	857	-	108,362	88,034
Division of Antique	2,201,608	2,201,608	24,596	938,701	497,991	678,866	2,140,155	17,439	924,891	494,163	619,436	2,055,928	-	61,454	84,226
Antique															
PS	2,050,010	2,050,010	24,596	885,940	451,462	657,677	2,019,674	17,439	877,206	443,736	597,700	1,936,080	-	30,336	83,594
MOOE	147,332	147,332	-	52,762	46,529	21,189	120,480	-	47,685	50,427	21,737	119,848	-	26,851	632
CO	4,266	4,266	-	-	-	-	-	-	-	-	-	-	-	4,266	-
Division of Capiz	2,403,340	2,403,340	506,121	530,537	621,392	731,929	2,389,980	506,115	530,588	603,759	748,051	2,388,513	-	13,361	1,467
Capiz															
PS	2,253,460	2,253,460	475,550	506,838	575,438	690,181	2,248,007	475,544	507,431	560,909	704,095	2,247,979	-	5,453	28
MOOE	146,894	146,894	30,571	23,699	45,954	41,748	141,973	30,571	23,157	42,850	43,956	140,534	-	4,921	1,438
CO	2,986	2,986	-	-	-	-	-	-	-	-	-	-	-	2,986	-
Division of Guimaras	589,257	589,183	125,337	140,806	124,988	195,664	586,795	124,131	142,478	124,431	174,687	565,727	74	2,388	21,068
Guimaras															
PS	552,281	552,206	118,370	139,746	112,004	182,002	552,123	117,165	141,418	111,447	166,196	536,226	74	84	15,897
MOOE	36,905	36,905	6,966	1,060	12,984	13,592	34,601	6,966	1,060	12,984	8,421	29,430	-	2,304	5,171
CO	71	71	-	-	-	71	71	-	-	-	71	71	-	-	-
Division of Iloilo	6,045,397	6,043,761	1,182,225	1,476,539	1,293,795	1,725,056	5,677,615	1,189,837	1,456,024	1,243,496	1,597,566	5,486,922	1,636	366,146	190,693
Iloilo															
PS	5,664,180	5,662,544	1,117,300	1,397,443	1,149,259	1,678,117	5,342,120	1,124,938	1,378,007	1,099,611	1,559,073	5,161,629	1,636	320,425	180,490
MOOE	377,128	377,128	64,925	79,096	144,536	46,938	335,495	64,898	78,017	143,885	38,493	325,293	-	41,633	10,202
CO	4,089	4,089	-	-	-	-	-	-	-	-	-	-	-	4,089	-
Division of Negros Occidental	4,502,067	4,502,067	203,926	1,831,993	822,785	1,581,525	4,440,230	199,422	1,808,739	732,817	1,518,170	4,259,148	-	61,837	181,082
Negros Occidental															
PS	4,164,072	4,164,072	201,863	1,764,413	699,406	1,491,007	4,156,689	197,358	1,740,957	614,436	1,449,708	4,002,459	-	7,383	154,230
MOOE	286,043	286,043	2,063	67,580	102,036	60,159	231,838	2,063	67,782	97,038	45,747	212,631	-	54,205	19,208
CO	51,951	51,951	-	-	21,343	30,359	51,702	-	-	21,343	22,715	44,058	-	249	7,644

Note: Differences between the totals and the sum of components are due to rounding-off.

NATIONAL GOVERNMENT OF THE REPUBLIC OF THE PHILIPPINES
Statement of Appropriations, Allotments, Obligations, Disbursements and Balances

Statement D

By Department/Office/Agency/Province/City
 For Fiscal Year 2014
 (in thousand pesos)

Particulars	Appropriations Total	Allotments Total	Obligations					Disbursements					Unreleased Appropriations	Unobligated Allotments	Unpaid Obligations
			1st Qtr	2nd Qtr	3rd Qtr	4th Qtr	Total	1st Qtr	2nd Qtr	3rd Qtr	4th Qtr	Total			
Division of Bacolod City	1,187,504	1,187,504	262,417	307,437	256,773	359,156	1,185,783	258,956	302,446	214,379	405,618	1,181,399	-	1,721	4,384
Bacolod City															
PS	1,110,837	1,110,837	244,284	286,850	235,550	343,842	1,110,525	240,848	282,245	193,769	393,487	1,110,348	-	312	177
MOOE	76,311	76,311	18,132	20,587	21,223	15,243	75,186	18,109	20,200	20,610	12,131	71,050	-	1,125	4,136
CO	356	356	-	-	-	71	71	-	-	-	-	-	-	284	71
Division of Bago City	505,232	505,232	107,425	134,578	103,010	159,409	504,421	105,361	131,867	107,280	137,528	482,037	-	811	22,385
Bago City															
PS	469,905	469,905	100,759	127,174	93,528	148,405	469,867	98,884	125,006	97,478	128,573	449,942	-	38	19,925
MOOE	35,327	35,327	6,666	7,403	9,482	11,004	34,554	6,476	6,862	9,802	8,955	32,095	-	772	2,459
CO	-	-	-	-	-	-	-	-	-	-	-	-	-	-	-
Division of Cadiz City	522,955	522,955	109,417	130,843	101,541	179,562	521,363	109,288	130,843	103,207	148,994	492,331	-	1,591	29,032
Cadiz City															
PS	490,751	490,751	104,153	123,020	91,274	171,923	490,370	104,023	123,020	92,797	142,255	462,096	-	381	28,274
MOOE	32,061	32,061	5,265	7,823	10,266	7,640	30,993	5,265	7,823	10,410	6,739	30,235	-	1,068	758
CO	142	142	-	-	-	-	-	-	-	-	-	-	-	142	-
Division of Escalante City	105,588	105,588	669	11,556	50,644	38,874	101,743	449	6,829	54,665	36,171	98,114	-	3,845	3,628
Escalante City															
PS	86,959	86,959	669	10,909	47,588	27,706	86,873	449	6,182	51,655	25,922	84,208	-	87	2,665
MOOE	18,629	18,629	-	647	3,055	11,168	14,870	-	647	3,011	10,249	13,907	-	3,759	963
Division of Iloilo City	952,979	952,979	207,923	193,094	248,532	279,295	928,844	207,365	190,166	249,567	258,525	905,623	-	24,135	23,220
Iloilo City															
PS	895,898	895,898	197,043	181,043	234,714	263,104	875,904	196,527	179,255	236,226	242,289	854,298	-	19,994	21,607
MOOE	56,654	56,654	10,880	12,051	13,818	16,191	52,940	10,838	10,911	13,341	16,236	51,326	-	3,715	1,614
CO	427	427	-	-	-	-	-	-	-	-	-	-	-	427	-
Division of Kabankalan City	530,333	530,333	120,156	86,326	92,992	115,043	414,518	120,156	86,326	94,705	104,197	405,384	-	115,815	9,133
Kabankalan City															
PS	492,038	492,038	110,141	81,050	85,140	100,950	377,281	110,141	81,050	86,864	94,475	372,530	-	114,757	4,751
MOOE	36,339	36,339	10,016	5,276	7,852	12,138	35,281	10,016	5,276	7,841	9,722	32,854	-	1,058	2,427
CO	1,955	1,955	-	-	-	1,955	1,955	-	-	-	-	-	-	-	1,955
Division of La Carlota City	297,208	297,208	12,793	131,139	62,324	90,803	297,058	12,687	126,689	62,425	77,962	279,763	-	150	17,295
La Carlota City															
PS	271,194	271,194	8,006	123,109	62,143	77,861	271,119	7,996	122,838	62,425	74,948	268,206	-	74	2,913
MOOE	18,740	18,740	4,787	8,030	180	5,667	18,665	4,691	3,851	-	3,015	11,557	-	76	7,108
CO	7,274	7,274	-	-	-	7,274	7,274	-	-	-	-	-	-	-	7,274

Note: Differences between the totals and the sum of components are due to rounding-off.

NATIONAL GOVERNMENT OF THE REPUBLIC OF THE PHILIPPINES
Statement of Appropriations, Allotments, Obligations, Disbursements and Balances

Statement D

By Department/Office/Agency/Province/City
 For Fiscal Year 2014
 (in thousand pesos)

Particulars	Appropriations Total	Allotments Total	Obligations					Disbursements					Unreleased Appropriations	Unobligated Allotments	Unpaid Obligations
			1st Qtr	2nd Qtr	3rd Qtr	4th Qtr	Total	1st Qtr	2nd Qtr	3rd Qtr	4th Qtr	Total			
Division of Passi City	310,377	310,377	63,027	76,421	67,419	102,423	309,290	63,027	76,779	67,060	89,486	296,354	-	1,087	12,936
Passi City															
PS	280,964	280,964	58,786	71,765	61,842	88,284	280,678	58,786	72,124	61,484	75,819	268,212	-	287	12,466
MOOE	21,207	21,207	4,242	4,655	5,577	6,016	20,490	4,242	4,655	5,577	5,545	20,019	-	717	471
CO	8,206	8,206	-	-	-	8,122	8,122	-	-	-	8,122	8,122	-	83	-
Division of Roxas City	467,064	467,064	91,753	116,018	101,674	155,812	465,257	88,732	112,885	100,178	151,500	453,294	-	1,807	11,963
Roxas City															
PS	407,223	407,223	86,948	110,225	95,269	113,276	405,718	83,927	110,046	90,948	114,089	399,010	-	1,505	6,708
MOOE	27,047	27,047	4,805	5,792	6,405	9,743	26,745	4,805	2,838	9,230	7,743	24,616	-	302	2,129
CO	32,793	32,793	-	-	-	32,793	32,793	-	-	-	29,669	29,669	-	-	3,125
Division of Sagay City	446,892	446,892	32,650	180,567	96,733	135,629	445,579	15,306	186,732	105,049	131,377	438,464	-	1,313	7,115
Sagay City															
PS	415,340	415,340	30,257	170,092	87,831	127,063	415,243	14,236	177,216	94,061	124,884	410,397	-	97	4,846
MOOE	31,410	31,410	2,393	10,475	8,902	8,424	30,194	1,071	9,516	10,987	6,493	28,067	-	1,216	2,127
CO	142	142	-	-	-	142	142	-	-	-	-	-	-	1	142
Division of San Carlos City	440,012	440,012	93,774	117,755	89,357	135,394	436,280	4,102	206,249	88,816	120,592	419,759	-	3,732	16,521
San Carlos City															
PS	410,744	410,744	88,705	109,704	83,635	127,731	409,776	4,102	193,239	83,029	116,514	396,884	-	968	12,891
MOOE	26,153	26,153	5,069	8,051	5,722	4,761	23,603	-	13,009	5,787	4,078	22,874	-	2,550	728
CO	3,115	3,115	-	-	-	2,902	2,902	-	-	-	-	-	-	213	2,902
Division of Silay City	418,725	418,705	78,546	81,406	71,895	185,915	417,761	23,788	17,603	179,769	196,298	417,458	20	944	303
Silay City															
PS	387,931	387,911	73,842	77,319	69,011	167,714	387,886	20,422	14,576	174,718	178,170	387,886	20	25	-
MOOE	30,724	30,724	4,704	4,087	2,883	18,131	29,805	3,366	3,028	5,051	18,057	29,502	-	919	303
CO	71	71	-	-	-	71	71	-	-	-	71	71	-	c	-
Regional Office VII	20,778,695	20,769,694	3,774,680	5,206,504	4,255,447	6,739,795	19,976,427	3,761,040	5,195,834	4,238,587	6,066,051	19,261,512	9,000	793,268	714,915
PS	18,685,374	18,676,374	3,527,265	4,870,284	3,901,657	5,961,283	18,260,489	3,508,461	4,867,918	3,891,516	5,522,759	17,790,654	9,000	415,885	469,835
MOOE	1,645,767	1,645,767	247,415	336,005	332,054	411,525	1,326,999	252,580	327,700	333,530	382,023	1,295,833	-	318,768	31,166
CO	447,554	447,554	-	215	21,736	366,988	388,938	-	215	13,541	161,269	175,025	-	58,615	213,914
Regional Office Proper	260,349	251,349	16,958	35,700	17,016	42,520	112,193	12,764	33,075	20,906	30,555	97,301	9,000	139,155	14,893
Cebu City															
PS	57,203	48,203	10,182	10,429	8,155	18,787	47,552	7,926	10,631	9,795	17,311	45,664	9,000	651	1,889
MOOE	192,444	192,444	6,776	25,271	8,861	13,048	53,956	4,839	22,444	11,111	13,244	51,637	-	138,489	2,319
CO	10,702	10,702	-	-	-	10,686	10,686	-	-	-	-	-	-	16	10,686

Note: Differences between the totals and the sum of components are due to rounding-off.

NATIONAL GOVERNMENT OF THE REPUBLIC OF THE PHILIPPINES
Statement of Appropriations, Allotments, Obligations, Disbursements and Balances

Statement D

By Department/Office/Agency/Province/City
 For Fiscal Year 2014
 (in thousand pesos)

Particulars	Appropriations Total	Allotments Total	Obligations					Disbursements					Unreleased Appropriations	Unobligated Allotments	Unpaid Obligations
			1st Qtr	2nd Qtr	3rd Qtr	4th Qtr	Total	1st Qtr	2nd Qtr	3rd Qtr	4th Qtr	Total			
Division of Bohol	4,395,234	4,395,234	823,722	1,023,780	801,577	1,688,086	4,337,164	820,776	1,020,413	800,851	1,299,884	3,941,924	-	58,070	395,240
Bohol															
PS	3,917,153	3,917,153	781,543	959,107	748,960	1,427,511	3,917,121	781,526	959,130	748,502	1,230,095	3,719,251	-	32	197,869
MOOE	278,164	278,164	42,179	64,672	52,617	76,804	236,272	39,251	61,284	52,349	69,789	222,673	-	41,892	13,599
CO	199,917	199,917	-	-	-	183,771	183,771	-	-	-	-	-	-	16,146	183,771
Division of Cebu	6,672,358	6,672,358	1,315,480	1,590,029	1,395,079	2,197,426	6,498,014	1,315,480	1,590,029	1,395,079	2,197,426	6,498,014	-	174,344	-
Cebu															
PS	5,975,270	5,975,270	1,225,618	1,486,808	1,256,838	1,911,248	5,880,512	1,225,618	1,486,808	1,256,838	1,911,248	5,880,512	-	94,758	-
MOOE	495,882	495,882	89,862	103,006	124,700	124,918	442,485	89,862	103,006	124,700	124,918	442,485	-	53,397	-
CO	201,206	201,206	-	215	13,541	161,261	175,017	-	215	13,541	161,261	175,017	-	26,189	-
Division of Negros Oriental	2,895,680	2,895,680	627,090	755,333	620,608	847,768	2,850,799	627,096	755,326	620,423	813,223	2,816,067	-	44,882	34,732
Negros Oriental															
PS	2,682,849	2,682,849	586,396	710,239	571,625	802,367	2,670,627	586,397	710,238	571,443	768,032	2,636,110	-	12,222	34,518
MOOE	201,312	201,312	40,693	45,094	48,983	45,401	180,171	40,699	45,089	48,979	45,191	179,958	-	21,141	214
CO	11,519	11,519	-	-	-	-	-	-	-	-	-	-	-	11,519	-
Division of Siquijor	313,412	313,412	65,927	79,091	66,494	100,062	311,574	65,927	79,091	66,494	94,093	305,605	-	1,838	5,969
Siquijor															
PS	297,659	297,659	62,681	75,620	62,647	96,017	296,966	62,681	75,620	62,647	90,070	291,018	-	693	5,948
MOOE	15,753	15,753	3,246	3,471	3,847	4,044	14,608	3,246	3,471	3,847	4,023	14,587	-	1,145	21
Division of Bais City	318,621	318,621	58,737	70,654	57,495	88,390	275,275	58,709	70,480	57,229	79,758	266,176	-	43,345	9,099
Bais City															
PS	294,484	294,484	55,096	65,714	52,868	80,354	254,032	55,072	65,681	52,675	74,885	248,313	-	40,452	5,719
MOOE	23,066	23,066	3,641	4,940	4,626	6,966	20,173	3,638	4,800	4,553	4,872	17,863	-	2,893	2,310
CO	1,070	1,070	-	-	-	1,070	1,070	-	-	-	-	-	-	-	1,070
Division of Bayawan City	386,601	386,601	83,909	93,720	87,621	121,352	386,601	65,509	93,720	87,621	123,545	370,394	-	-	16,207
Bayawan City															
PS	357,372	357,372	78,471	86,726	78,970	113,205	357,372	60,071	86,726	78,970	117,910	343,676	-	-	13,695
MOOE	28,945	28,945	5,438	6,994	8,651	7,862	28,945	5,438	6,994	8,651	5,635	26,718	-	-	2,227
CO	284	284	-	-	-	284	284	-	-	-	-	-	-	-	284
Division of Cebu City	2,025,705	2,025,705	123,351	769,949	498,413	483,182	1,874,896	123,351	769,645	493,266	469,415	1,855,677	-	150,810	19,219
Cebu City															
PS	1,878,203	1,878,203	114,810	737,904	478,874	438,481	1,770,069	114,810	737,904	473,727	424,713	1,751,154	-	108,134	18,914
MOOE	147,502	147,502	8,541	32,046	19,539	44,701	104,827	8,541	31,742	19,539	44,701	104,523	-	42,676	304

Note: Differences between the totals and the sum of components are due to rounding-off.

NATIONAL GOVERNMENT OF THE REPUBLIC OF THE PHILIPPINES
Statement of Appropriations, Allotments, Obligations, Disbursements and Balances

Statement D

By Department/Office/Agency/Province/City
 For Fiscal Year 2014
 (in thousand pesos)

Particulars	Appropriations Total	Allotments Total	Obligations					Disbursements					Unreleased Appropriations	Unobligated Allotments	Unpaid Obligations
			1st Qtr	2nd Qtr	3rd Qtr	4th Qtr	Total	1st Qtr	2nd Qtr	3rd Qtr	4th Qtr	Total			
Division of Danao City	369	369	89	87	87	101	365	89	87	87	96	360	-	4	5
Danao City															
PS	332	332	83	80	80	85	328	83	80	80	83	327	-	4	2
MOOE	26	26	7	7	7	6	26	7	7	7	5	26	-	-	1
CO	10	10	-	-	-	10	10	-	-	-	8	8	-	-	3
Division of Dumaguete City	319,755	319,755	63,429	76,461	66,564	97,858	304,313	63,090	75,802	65,920	79,748	284,561	-	15,443	19,752
Dumaguete City															
PS	296,922	296,922	59,706	72,154	61,871	88,640	282,372	59,688	71,599	61,012	73,685	265,984	-	14,550	16,388
MOOE	22,442	22,442	3,722	4,308	4,693	8,827	21,550	3,402	4,203	4,908	6,063	18,577	-	892	2,973
CO	391	391	-	-	-	391	391	-	-	-	-	-	-	-	391
Division of Guihulngan City	97,783	97,783	-	-	-	62,007	62,007	-	-	-	52,764	52,764	-	35,776	9,243
Guihulngan City															
PS	79,016	79,016	-	-	-	44,929	44,929	-	-	-	35,830	35,830	-	34,087	9,099
MOOE	18,767	18,767	-	-	-	17,078	17,078	-	-	-	16,934	16,934	-	1,689	144
Division of Lapu-Lapu City	920,187	920,187	186,881	206,960	202,874	251,749	848,463	186,889	206,952	202,874	250,684	847,399	-	71,723	1,065
Lapu-Lapu City															
PS	855,449	855,449	175,364	194,817	185,921	236,553	792,655	175,364	194,817	185,921	236,535	792,637	-	62,795	18
MOOE	61,740	61,740	11,517	12,143	16,953	14,581	55,194	11,525	12,135	16,953	14,149	54,762	-	6,546	432
CO	2,997	2,997	-	-	-	614	614	-	-	-	-	-	-	2,383	614
Division of Mandaue City	731,525	731,525	121,265	157,156	130,927	322,165	731,513	131,994	156,624	129,162	200,101	617,881	-	12	113,631
Mandaue City															
PS	678,762	678,762	109,728	148,264	118,994	301,776	678,762	109,728	148,264	117,741	191,604	567,337	-	-	111,425
MOOE	50,712	50,712	11,537	8,892	11,933	18,338	50,700	22,266	8,361	11,421	8,497	50,544	-	12	156
CO	2,050	2,050	-	-	-	2,050	2,050	-	-	-	-	-	-	-	2,050
Division of Tagbilaran City	279,385	279,385	53,130	64,913	55,516	86,494	260,052	54,803	62,112	51,648	44,653	213,216	-	19,333	46,836
Tagbilaran City															
PS	261,510	261,510	50,061	61,508	50,706	81,615	243,890	52,001	59,502	47,135	41,235	199,873	-	17,620	44,018
MOOE	17,875	17,875	3,069	3,405	4,810	4,879	16,162	2,802	2,610	4,513	3,418	13,343	-	1,713	2,819
Division of Talisay City	481,251	481,251	94,272	113,993	109,097	142,377	459,738	94,152	114,103	100,805	131,821	440,881	-	21,513	18,857
Talisay City															
PS	430,755	430,755	87,823	105,367	92,547	127,036	412,772	87,823	105,357	92,550	124,948	410,678	-	17,983	2,095
MOOE	34,796	34,796	6,449	8,626	8,355	8,919	32,348	6,329	8,746	8,255	6,873	30,203	-	2,448	2,145
CO	15,700	15,700	-	-	8,195	6,423	14,618	-	-	-	-	-	-	1,082	14,618

Note: Differences between the totals and the sum of components are due to rounding-off.

NATIONAL GOVERNMENT OF THE REPUBLIC OF THE PHILIPPINES
Statement of Appropriations, Allotments, Obligations, Disbursements and Balances

Statement D

By Department/Office/Agency/Province/City
 For Fiscal Year 2014
 (in thousand pesos)

Particulars	Appropriations Total	Allotments Total	Obligations					Disbursements					Unreleased Appropriations	Unobligated Allotments	Unpaid Obligations
			1st Qtr	2nd Qtr	3rd Qtr	4th Qtr	Total	1st Qtr	2nd Qtr	3rd Qtr	4th Qtr	Total			
Division of Tanjay City	148,375	148,375	28,793	34,029	30,820	52,734	146,376	28,765	34,043	30,698	44,327	137,832	-	1,999	8,544
Tanjay City															
PS	127,778	127,778	24,904	29,391	25,709	46,261	126,265	24,876	29,405	25,587	39,696	119,563	-	1,513	6,702
MOOE	20,170	20,170	3,889	4,638	5,111	6,047	19,685	3,889	4,638	5,111	4,631	18,269	-	486	1,416
CO	427	427	-	-	-	426	426	-	-	-	-	-	-	1	426
Division of Toledo City	532,105	532,105	111,647	134,650	115,261	155,526	517,084	111,647	134,330	115,525	153,958	515,461	-	15,021	1,623
Toledo City															
PS	494,657	494,657	104,799	126,158	106,890	146,418	484,265	104,799	126,158	106,892	144,879	482,728	-	10,391	1,537
MOOE	36,168	36,168	6,848	8,492	8,371	9,107	32,819	6,848	8,172	8,633	9,079	32,733	-	3,349	86
CO	1,280	1,280	-	-	-	-	-	-	-	-	-	-	-	1,280	-
Regional Office VIII	18,134,684	18,134,664	3,253,312	2,295,260	5,655,924	3,922,231	15,126,727	3,239,300	2,191,121	5,061,053	3,775,035	14,266,509	20	3,007,937	860,218
PS	14,954,271	14,954,271	3,044,574	2,134,319	5,053,326	3,479,282	13,711,502	3,038,516	2,047,292	4,640,317	3,438,137	13,164,261	-	1,242,770	547,240
MOOE	1,643,944	1,643,944	202,593	160,940	384,344	314,307	1,062,184	199,748	143,830	364,706	284,076	992,360	-	581,760	69,824
CO	1,536,468	1,536,448	6,145	-	218,254	128,643	353,041	1,036	-	56,029	52,823	109,888	20	1,183,407	243,154
Regional Office Proper	1,068,544	1,068,544	17,060	25,323	18,756	46,399	107,538	16,711	22,281	17,295	28,699	84,985	-	961,006	22,553
Leyte															
PS	58,367	58,367	12,575	12,188	10,163	18,479	53,405	12,571	12,135	10,054	18,353	53,114	-	4,962	291
MOOE	453,428	453,428	4,037	13,135	8,593	9,626	35,390	3,732	10,146	7,169	10,306	31,354	-	418,038	4,037
CO	556,748	556,748	449	-	-	18,294	18,743	407	-	71	40	518	-	538,005	18,225
Division of Biliran	750,138	750,138	131,659	-	40,549	442,953	615,162	131,626	-	40,549	425,074	597,249	-	134,976	17,913
Biliran															
PS	612,380	612,380	123,326	-	36,235	414,982	574,543	123,293	-	36,235	397,810	557,338	-	37,837	17,205
MOOE	46,572	46,572	8,333	-	4,314	27,972	40,619	8,333	-	4,314	27,264	39,911	-	5,953	708
CO	91,186	91,186	-	-	-	-	-	-	-	-	-	-	-	91,186	-
Division of Eastern Samar	1,900,983	1,900,983	383,091	-	906,891	569,030	1,859,011	379,823	-	652,383	544,930	1,577,135	-	41,972	281,876
Eastern Samar															
PS	1,719,417	1,719,417	361,618	-	829,464	488,874	1,679,957	360,015	-	611,767	470,783	1,442,565	-	39,460	237,392
MOOE	111,783	111,783	21,472	-	51,160	37,800	110,433	19,808	-	36,352	35,260	91,421	-	1,351	19,012
CO	69,783	69,783	-	-	26,266	42,355	68,621	-	-	4,263	38,887	43,150	-	1,161	25,471
Division of Leyte	5,636,940	5,636,920	1,118,954	-	2,728,033	693,864	4,540,851	1,112,128	-	2,468,472	778,430	4,359,030	20	1,096,069	181,821
Leyte															
PS	4,773,422	4,773,422	1,044,794	-	2,431,307	574,697	4,050,798	1,043,036	-	2,286,558	691,742	4,021,335	-	722,624	29,463
MOOE	382,225	382,225	68,463	-	173,824	93,288	335,575	68,463	-	173,824	86,689	328,976	-	46,650	6,600
CO	481,293	481,273	5,696	-	122,903	25,878	154,477	629	-	8,091	-	8,720	20	326,796	145,758

Note: Differences between the totals and the sum of components are due to rounding-off.

NATIONAL GOVERNMENT OF THE REPUBLIC OF THE PHILIPPINES
Statement of Appropriations, Allotments, Obligations, Disbursements and Balances

Statement D

By Department/Office/Agency/Province/City
 For Fiscal Year 2014
 (in thousand pesos)

Particulars	Appropriations Total	Allotments Total	Obligations					Disbursements					Unreleased Appropriations	Unobligated Allotments	Unpaid Obligations
			1st Qtr	2nd Qtr	3rd Qtr	4th Qtr	Total	1st Qtr	2nd Qtr	3rd Qtr	4th Qtr	Total			
Division of Northern Samar	2,532,932	2,532,932	454,739	759,077	504,098	612,738	2,330,652	454,739	758,919	496,645	529,466	2,239,769	-	202,280	90,882
Northern Samar															
PS	2,325,359	2,325,359	428,932	706,524	461,061	571,261	2,167,778	428,932	706,482	454,893	499,640	2,089,947	-	157,581	77,831
MOOE	186,382	186,382	25,807	52,553	43,037	41,477	162,873	25,807	52,437	41,752	29,827	149,822	-	23,509	13,051
CO	21,190	21,190	-	-	-	-	-	-	-	-	-	-	-	21,190	-
Division of Samar	2,008,410	2,008,410	369,848	670,323	391,536	349,276	1,780,982	367,188	627,413	374,465	312,757	1,681,822	-	227,428	99,160
Samar															
PS	1,762,221	1,762,221	344,970	637,944	361,731	314,066	1,658,712	342,310	605,061	346,127	280,991	1,574,488	-	103,509	84,224
MOOE	160,083	160,083	24,877	32,378	29,805	35,209	122,270	24,877	22,352	28,339	31,766	107,334	-	37,813	14,936
CO	86,106	86,106	-	-	-	-	-	-	-	-	-	-	-	86,106	-
Division of Southern Leyte	1,257,260	1,257,260	267,796	267,465	267,535	405,132	1,207,927	267,796	267,465	267,535	398,621	1,201,417	-	49,333	6,510
Southern Leyte															
PS	1,163,115	1,163,115	252,330	245,133	248,349	387,497	1,133,308	252,330	245,133	248,349	380,986	1,126,798	-	29,807	6,510
MOOE	85,412	85,412	15,466	22,332	19,186	17,635	74,620	15,466	22,332	19,186	17,635	74,620	-	10,793	-
CO	8,733	8,733	-	-	-	-	-	-	-	-	-	-	-	8,733	-
Division of Borongan City	122,044	122,044	23,339	-	35,578	47,153	106,070	22,464	-	35,578	38,636	96,678	-	15,974	9,392
Borongan City															
PS	102,173	102,173	19,385	-	29,754	41,142	90,282	19,385	-	29,754	34,011	83,150	-	11,891	7,131
MOOE	19,871	19,871	3,954	-	5,824	6,010	15,788	3,078	-	5,824	4,625	13,528	-	4,083	2,260
Division of Calbayog City	675,139	675,139	94,433	-	305,395	159,097	558,925	94,433	-	302,389	143,305	540,127	-	116,214	18,798
Calbayog City															
PS	614,257	614,257	87,877	-	281,443	146,614	515,934	87,877	-	278,909	137,715	504,500	-	98,322	11,434
MOOE	58,252	58,252	6,556	-	23,951	9,852	40,360	6,556	-	23,481	5,590	35,627	-	17,892	4,733
CO	2,631	2,631	-	-	-	2,631	2,631	-	-	-	-	-	-	-	2,631
Division of Catbalogan City	374,447	374,447	67,059	115,685	90,523	87,255	360,522	67,059	115,685	86,196	89,882	358,823	-	13,925	1,699
Catbalogan City															
PS	335,612	335,612	63,314	109,389	76,147	78,068	326,918	63,314	109,389	76,076	76,573	325,352	-	8,694	1,565
MOOE	28,316	28,316	3,745	6,296	5,580	8,190	23,811	3,745	6,296	5,446	8,190	23,677	-	4,505	134
CO	10,519	10,519	-	-	8,797	996	9,793	-	-	4,674	5,119	9,793	-	726	-
Division of Maasin City	321,017	321,017	66,568	79,982	70,211	98,212	314,973	66,568	79,982	70,211	88,705	305,467	-	6,044	9,506
Maasin City															
PS	295,062	295,062	62,520	75,651	64,517	90,535	293,224	62,520	75,651	64,517	82,214	284,902	-	1,838	8,322
MOOE	22,823	22,823	4,048	4,331	5,694	6,894	20,967	4,048	4,331	5,694	5,710	19,782	-	1,857	1,185
CO	3,132	3,132	-	-	-	782	782	-	-	-	782	782	-	2,350	-

Note: Differences between the totals and the sum of components are due to rounding-off.

NATIONAL GOVERNMENT OF THE REPUBLIC OF THE PHILIPPINES
Statement of Appropriations, Allotments, Obligations, Disbursements and Balances

Statement D

By Department/Office/Agency/Province/City
 For Fiscal Year 2014
 (in thousand pesos)

Particulars	Appropriations Total	Allotments Total	Obligations					Disbursements					Unreleased Appropriations	Unobligated Allotments	Unpaid Obligations
			1st Qtr	2nd Qtr	3rd Qtr	4th Qtr	Total	1st Qtr	2nd Qtr	3rd Qtr	4th Qtr	Total			
Division of Ormoc City	754,414	754,414	123,845	178,520	185,830	193,495	681,691	123,845	152,095	159,341	162,459	597,740	-	72,722	83,951
Ormoc City															
PS	549,437	549,437	116,926	157,085	119,704	150,111	543,826	116,926	130,659	114,973	148,977	511,535	-	5,611	32,291
MOOE	41,224	41,224	6,919	21,436	5,837	5,680	39,872	6,919	21,436	5,437	5,488	39,280	-	1,352	591
CO	163,752	163,752	-	-	60,288	37,705	97,994	-	-	38,930	7,994	46,925	-	65,759	51,069
Division of Tacloban City	732,417	732,417	134,921	198,884	110,989	217,629	662,424	134,921	167,282	89,993	234,068	626,265	-	69,993	36,159
Tacloban City															
PS	643,449	643,449	126,006	190,405	103,450	202,956	622,817	126,006	162,782	82,105	218,343	589,236	-	20,632	33,581
MOOE	47,572	47,572	8,916	8,480	7,539	14,672	39,607	8,916	4,500	7,887	15,726	37,028	-	7,966	2,578
CO	41,395	41,395	-	-	-	-	-	-	-	-	-	-	-	41,395	-
Regional Office IX	12,254,914	12,231,720	2,425,151	3,203,355	2,515,296	3,893,987	12,037,790	2,381,273	3,195,752	2,503,171	3,394,528	11,474,724	23,194	193,930	563,065
PS	11,223,595	11,200,401	2,269,795	3,006,044	2,322,785	3,571,352	11,169,976	2,229,162	3,009,367	2,319,800	3,163,931	10,722,260	23,194	30,425	447,716
MOOE	995,217	995,217	155,356	197,296	192,365	307,093	852,110	152,112	186,370	183,224	228,742	750,447	-	143,107	101,663
CO	36,102	36,102	-	16	147	15,541	15,703	-	16	147	1,855	2,017	-	20,399	13,686
Regional Office Proper	213,831	190,637	13,630	28,350	15,134	34,093	91,208	13,422	27,786	15,118	31,354	87,681	23,194	99,429	3,527
Pagadian															
PS	96,617	73,423	10,165	13,653	8,547	24,186	56,552	10,086	13,732	8,547	23,396	55,762	23,194	16,871	790
MOOE	107,522	107,522	3,465	14,681	6,441	7,295	31,882	3,336	14,039	6,424	6,103	29,902	-	75,640	1,980
CO	9,692	9,692	-	16	147	2,612	2,774	-	16	147	1,855	2,017	-	6,918	757
Division of Zamboanga del Norte	2,989,544	2,989,544	553,676	842,651	540,399	1,031,390	2,968,116	545,326	809,320	542,364	798,114	2,695,125	-	21,427	272,991
Zamboanga del Norte															
PS	2,764,302	2,764,302	518,657	805,924	510,765	928,955	2,764,301	513,022	780,668	506,593	756,735	2,557,019	-	1	207,283
MOOE	215,279	215,279	35,019	36,727	29,634	102,435	203,815	32,304	28,652	35,771	41,379	138,106	-	11,464	65,709
CO	9,962	9,962	-	-	-	-	-	-	-	-	-	-	-	9,962	-
Division of Zamboanga del Sur	2,968,600	2,968,600	590,585	780,330	612,210	938,986	2,922,111	590,131	779,598	606,404	851,430	2,827,562	-	46,489	94,549
Zamboanga del Sur															
PS	2,730,177	2,730,177	549,556	726,390	566,215	885,082	2,727,243	549,307	726,190	566,408	797,034	2,638,939	-	2,934	88,303
MOOE	231,698	231,698	41,029	53,939	45,995	48,676	189,639	40,824	53,408	39,996	54,395	188,623	-	42,058	1,017
CO	6,726	6,726	-	-	-	5,229	5,229	-	-	-	-	-	-	1,497	5,229
Division of Zamboanga Sibugay	2,070,825	2,070,825	429,093	518,332	441,534	681,038	2,069,997	397,394	549,740	441,532	619,170	2,007,837	-	828	62,161
Zamboanga Sibugay															
PS	1,911,566	1,911,566	402,044	489,227	406,440	613,313	1,911,024	370,356	520,893	406,439	570,210	1,867,897	-	542	43,126
MOOE	153,815	153,815	27,049	29,106	35,094	62,478	153,726	27,038	28,847	35,094	48,961	139,939	-	89	13,786
CO	5,444	5,444	-	-	-	5,248	5,248	-	-	-	-	-	-	196	5,248

Note: Differences between the totals and the sum of components are due to rounding-off.

NATIONAL GOVERNMENT OF THE REPUBLIC OF THE PHILIPPINES
Statement of Appropriations, Allotments, Obligations, Disbursements and Balances

Statement D

By Department/Office/Agency/Province/City
 For Fiscal Year 2014
 (in thousand pesos)

Particulars	Appropriations Total	Allotments Total	Obligations					Disbursements					Unreleased Appropriations	Unobligated Allotments	Unpaid Obligations
			1st Qtr	2nd Qtr	3rd Qtr	4th Qtr	Total	1st Qtr	2nd Qtr	3rd Qtr	4th Qtr	Total			
Division of Dapitan	323,539	323,539	70,268	83,434	74,474	95,357	323,534	70,268	83,434	74,402	83,212	311,316	-	5	12,218
Dapitan															
PS	300,415	300,415	66,128	79,212	68,996	86,078	300,415	66,128	79,212	68,996	77,239	291,575	-	-	8,840
MOOE	23,049	23,049	4,140	4,222	5,478	9,208	23,049	4,140	4,222	5,405	5,973	19,741	-	-	3,308
CO	75	75	-	-	-	71	71	-	-	-	-	-	-	5	71
Division of Dipolog	450,828	450,828	93,735	114,982	97,663	137,242	443,623	92,465	115,438	98,279	125,008	431,190	-	7,205	12,432
Dipolog															
PS	418,070	418,070	88,155	108,901	90,032	129,173	416,261	86,892	109,351	90,845	117,497	404,585	-	1,809	11,676
MOOE	32,498	32,498	5,580	6,081	7,631	8,070	27,361	5,573	6,087	7,434	7,511	26,605	-	5,137	757
CO	259	259	-	-	-	-	-	-	-	-	-	-	-	259	-
Division of Isabela	488,976	488,976	101,443	130,803	107,304	147,231	486,782	101,557	128,490	103,266	128,846	462,159	-	2,194	24,623
Isabela															
PS	455,513	455,513	97,339	118,715	96,653	142,578	455,284	97,452	117,898	97,023	123,025	435,399	-	230	19,885
MOOE	32,716	32,716	4,105	12,089	10,651	4,441	31,285	4,105	10,591	6,243	5,821	26,760	-	1,431	4,525
CO	747	747	-	-	-	213	213	-	-	-	-	-	-	533	213
Division of Pagadian	573,494	573,494	112,698	150,362	136,360	171,938	571,359	112,698	149,803	136,789	156,834	556,123	-	2,135	15,236
Pagadian															
PS	532,358	532,358	105,477	142,844	126,111	157,926	532,358	105,477	142,319	126,636	144,415	518,847	-	-	13,511
MOOE	40,209	40,209	7,221	7,518	10,249	14,012	39,001	7,221	7,484	10,152	12,419	37,276	-	1,208	1,724
CO	927	927	-	-	-	-	-	-	-	-	-	-	-	927	-
Division of Zamboanga City	2,175,278	2,175,278	460,023	554,111	490,217	656,709	2,161,060	458,012	552,144	485,016	600,560	2,095,732	-	14,218	65,329
Zamboanga City															
PS	2,014,576	2,014,576	432,275	521,179	449,024	604,062	2,006,539	430,440	519,105	448,312	554,381	1,952,237	-	8,037	54,302
MOOE	158,432	158,432	27,749	32,932	41,193	50,479	152,353	27,572	33,040	36,704	46,179	143,495	-	6,079	8,858
CO	2,270	2,270	-	-	-	2,169	2,169	-	-	-	-	-	-	101	2,169
Regional Office X	13,362,755	13,362,755	2,780,001	3,494,038	2,893,518	3,981,769	13,149,326	2,761,726	3,484,333	2,897,845	3,816,113	12,960,017	-	213,429	189,309
PS	12,315,281	12,315,281	2,629,304	3,239,530	2,694,046	3,658,974	12,221,854	2,612,324	3,239,400	2,700,656	3,535,555	12,087,936	-	93,427	133,918
MOOE	1,001,664	1,001,664	150,697	254,508	199,472	285,214	889,891	149,402	244,933	197,189	271,726	863,249	-	111,773	26,642
CO	45,810	45,810	-	-	-	37,580	37,580	-	-	-	8,832	8,832	-	8,229	28,748
Regional Office Proper	142,443	142,443	16,729	23,199	16,411	26,767	83,106	16,029	23,207	16,645	22,867	78,749	-	59,336	4,358
Cagayan de Oro															
PS	93,245	93,245	12,357	10,086	10,687	11,636	44,767	12,347	10,027	10,756	10,845	43,975	-	48,478	791
MOOE	46,583	46,583	4,372	13,113	5,724	15,131	38,340	3,682	13,181	5,889	12,022	34,773	-	8,243	3,567
CO	2,615	2,615	-	-	-	-	-	-	-	-	-	-	-	2,615	-

Note: Differences between the totals and the sum of components are due to rounding-off.

NATIONAL GOVERNMENT OF THE REPUBLIC OF THE PHILIPPINES
Statement of Appropriations, Allotments, Obligations, Disbursements and Balances

Statement D

By Department/Office/Agency/Province/City
 For Fiscal Year 2014
 (in thousand pesos)

Particulars	Appropriations Total	Allotments Total	Obligations					Disbursements					Unreleased Appropriations	Unobligated Allotments	Unpaid Obligations
			1st Qtr	2nd Qtr	3rd Qtr	4th Qtr	Total	1st Qtr	2nd Qtr	3rd Qtr	4th Qtr	Total			
Division of Bukidnon	2,864,454	2,864,454	583,916	747,324	619,668	897,542	2,848,449	580,972	747,324	616,369	862,930	2,807,595	-	16,005	40,854
Bukidnon															
PS	2,649,841	2,649,841	555,767	695,156	575,734	823,183	2,649,841	552,823	695,156	575,734	790,124	2,613,837	-	c	36,004
MOOE	206,151	206,151	28,148	52,168	43,934	66,465	190,715	28,148	52,168	40,635	64,913	185,865	-	15,436	4,850
CO	8,462	8,462	-	-	-	7,893	7,893	-	-	-	7,893	7,893	-	569	-
Division of Camiguin	376,778	376,778	78,907	97,695	78,936	113,988	369,526	78,605	97,419	87,777	99,080	362,881	-	7,252	6,645
Camiguin															
PS	348,537	348,537	74,954	89,798	75,321	105,570	345,643	74,652	89,524	84,182	91,069	339,426	-	2,894	6,217
MOOE	28,170	28,170	3,953	7,897	3,615	8,418	23,883	3,953	7,895	3,595	8,012	23,455	-	4,287	428
CO	71	71	-	-	-	-	-	-	-	-	-	-	-	71	-
Division of Lanao del Norte	1,646,993	1,646,993	346,391	494,217	366,146	424,439	1,631,193	346,391	489,272	367,969	417,297	1,620,930	-	15,800	10,263
Lanao del Norte															
PS	1,509,864	1,509,864	327,037	452,752	329,336	398,365	1,507,490	327,037	452,261	328,347	389,594	1,497,239	-	2,374	10,251
MOOE	135,813	135,813	19,354	41,465	36,810	26,074	123,703	19,354	37,011	39,622	27,704	123,691	-	12,110	12
CO	1,315	1,315	-	-	-	-	-	-	-	-	-	-	-	1,315	-
Division of Misamis Occidental	1,195,272	1,195,272	229,994	288,698	245,772	430,637	1,195,102	229,994	288,698	244,506	405,635	1,168,834	-	170	26,268
Misamis Occidental															
PS	1,100,042	1,100,042	221,151	275,852	232,850	370,189	1,100,042	221,151	275,852	232,853	363,307	1,093,162	-	-	6,880
MOOE	82,451	82,451	8,844	12,846	12,922	47,669	82,281	8,844	12,846	11,653	42,328	75,672	-	170	6,609
CO	12,779	12,779	-	-	-	12,779	12,779	-	-	-	-	-	-	-	12,779
Division of Misamis Oriental	2,237,961	2,237,961	472,453	572,342	494,264	671,895	2,210,954	472,309	571,377	494,196	655,244	2,193,127	-	27,007	17,828
Misamis Oriental															
PS	2,076,607	2,076,607	446,248	538,332	465,120	626,907	2,076,607	446,157	538,422	464,596	620,429	2,069,604	-	c	7,003
MOOE	152,644	152,644	26,205	34,010	29,144	36,400	125,759	26,152	32,955	29,600	34,816	123,523	-	26,885	2,237
CO	8,711	8,711	-	-	-	8,588	8,588	-	-	-	-	-	-	122	8,588
Division of Cagayan de Oro City	1,414,150	1,414,150	310,778	374,457	308,033	382,110	1,375,377	309,802	374,128	304,575	355,843	1,344,349	-	38,773	31,028
Cagayan de Oro City															
PS	1,313,745	1,313,745	293,256	347,356	290,102	363,286	1,294,000	292,377	347,163	291,044	338,458	1,269,042	-	19,744	24,959
MOOE	97,561	97,561	17,522	27,101	17,931	15,991	78,545	17,424	26,966	13,531	17,386	75,307	-	19,017	3,238
CO	2,844	2,844	-	-	-	2,832	2,832	-	-	-	-	-	-	12	2,832
Division of El Salvador City	114,661	114,661	22,999	29,116	28,450	32,240	112,805	22,991	29,118	28,431	31,825	112,365	-	1,855	441
El Salvador City															
PS	105,912	105,912	21,257	26,835	26,550	29,883	104,525	21,249	26,837	26,531	29,544	104,161	-	1,386	365
MOOE	8,642	8,642	1,742	2,281	1,900	2,251	8,173	1,742	2,281	1,900	2,175	8,098	-	469	76
CO	107	107	-	-	-	107	107	-	-	-	107	107	-	c	-

Note: Differences between the totals and the sum of components are due to rounding-off.

NATIONAL GOVERNMENT OF THE REPUBLIC OF THE PHILIPPINES
Statement of Appropriations, Allotments, Obligations, Disbursements and Balances

Statement D

By Department/Office/Agency/Province/City
 For Fiscal Year 2014
 (in thousand pesos)

Particulars	Appropriations Total	Allotments Total	Obligations					Disbursements					Unreleased Appropriations	Unobligated Allotments	Unpaid Obligations
			1st Qtr	2nd Qtr	3rd Qtr	4th Qtr	Total	1st Qtr	2nd Qtr	3rd Qtr	4th Qtr	Total			
Division of Gingoog City	472,607	472,607	100,146	114,889	101,618	148,777	465,430	100,146	112,755	103,752	140,554	457,207	-	7,177	8,223
Gingoog City															
PS	436,612	436,612	94,960	107,958	94,271	138,313	435,502	94,960	107,633	94,596	132,967	430,157	-	1,110	5,346
MOOE	34,361	34,361	5,186	6,931	7,347	8,973	28,436	5,186	5,122	9,155	7,587	27,050	-	5,925	1,386
CO	1,634	1,634	-	-	-	1,492	1,492	-	-	-	-	-	-	142	1,492
Division of Iligan City	1,006,501	1,006,501	220,880	269,472	218,071	279,231	987,654	220,439	267,279	220,501	269,092	977,311	-	18,847	10,343
Iligan City															
PS	930,733	930,733	207,807	249,984	205,011	256,668	919,470	207,801	249,990	204,991	246,549	909,331	-	11,263	10,139
MOOE	75,021	75,021	13,072	19,488	13,060	22,563	68,184	12,638	17,289	15,509	22,544	67,980	-	6,838	204
CO	747	747	-	-	-	-	-	-	-	-	-	-	-	747	-
Division of Malaybalay City	504,707	504,707	105,128	129,626	106,930	158,308	499,991	105,113	129,590	102,797	158,007	495,507	-	4,716	4,485
Malaybalay City															
PS	463,205	463,205	98,850	119,759	98,833	145,717	463,160	98,850	119,717	95,669	147,192	461,428	-	45	1,732
MOOE	40,258	40,258	6,278	9,866	8,096	11,361	35,601	6,263	9,873	7,127	10,815	34,079	-	4,657	1,523
CO	1,244	1,244	-	-	-	1,230	1,230	-	-	-	-	-	-	14	1,230
Division of Oroquieta City	325,109	325,109	70,928	82,193	73,030	97,076	323,226	69,950	83,170	73,030	96,806	322,956	-	1,882	270
Oroquieta City															
PS	304,097	304,097	67,094	77,194	68,889	90,920	304,097	66,117	78,171	68,889	90,650	303,827	-	c	270
MOOE	20,941	20,941	3,833	4,999	4,140	6,085	19,058	3,833	4,999	4,140	6,085	19,058	-	1,882	-
CO	71	71	-	-	-	71	71	-	-	-	71	71	-	-	-
Division of Ozamiz City	455,961	455,961	96,660	120,885	101,957	131,193	450,695	96,473	121,072	101,957	125,017	444,519	-	5,266	6,176
Ozamiz City															
PS	424,862	424,862	92,596	109,254	96,336	124,784	422,970	92,414	109,436	96,336	119,875	418,062	-	1,892	4,909
MOOE	30,708	30,708	4,064	11,631	5,620	6,018	27,334	4,059	11,636	5,620	5,142	26,457	-	3,374	877
CO	391	391	-	-	-	391	391	-	-	-	-	-	-	1	391
Division of Tangub City	272,405	272,405	56,999	68,839	66,587	75,660	268,085	56,999	68,839	66,567	68,760	261,166	-	4,320	6,920
Tangub City															
PS	249,613	249,613	52,763	63,270	63,244	70,257	249,534	52,763	63,270	63,244	64,405	243,682	-	79	5,852
MOOE	19,786	19,786	4,236	5,569	3,343	4,486	17,633	4,236	5,569	3,323	3,487	16,616	-	2,152	1,018
CO	3,006	3,006	-	-	-	918	918	-	-	-	868	868	-	2,088	49
Division of Valencia City	447,414	447,414	90,092	110,202	96,096	144,145	440,536	78,503	110,202	97,204	138,978	424,887	-	6,878	15,648
Valencia City															
PS	414,278	414,278	84,464	102,780	88,309	133,178	408,730	72,875	102,780	89,417	130,092	395,164	-	5,548	13,566
MOOE	31,216	31,216	5,628	7,422	7,787	9,581	30,419	5,628	7,422	7,787	8,886	29,723	-	797	695
CO	1,920	1,920	-	-	-	1,387	1,387	-	-	-	-	-	-	533	1,387

Note: Differences between the totals and the sum of components are due to rounding-off.

NATIONAL GOVERNMENT OF THE REPUBLIC OF THE PHILIPPINES
Statement of Appropriations, Allotments, Obligations, Disbursements and Balances

Statement D

By Department/Office/Agency/Province/City
 For Fiscal Year 2014
 (in thousand pesos)

Particulars	Appropriations Total	Allotments Total	Obligations					Disbursements					Unreleased Appropriations	Unobligated Allotments	Unpaid Obligations
			1st Qtr	2nd Qtr	3rd Qtr	4th Qtr	Total	1st Qtr	2nd Qtr	3rd Qtr	4th Qtr	Total			
Regional Office XI	13,050,626	13,050,626	2,581,630	3,156,216	2,723,554	4,048,953	12,510,353	2,575,894	3,158,340	2,718,234	3,464,872	11,917,340	-	540,273	593,013
PS	11,796,440	11,796,440	2,419,115	2,933,771	2,522,477	3,594,106	11,469,470	2,413,773	2,936,608	2,521,391	3,233,119	11,104,891	-	326,970	364,579
MOOE	976,365	976,365	162,514	221,025	201,077	245,583	830,200	162,121	221,732	195,423	231,753	811,029	-	146,165	19,171
CO	277,822	277,822	-	1,420	-	209,264	210,684	-	-	1,420	-	1,420	-	67,138	209,264
Regional Office Proper	167,462	167,462	20,824	64,331	16,036	28,719	129,910	20,321	64,940	13,117	28,180	126,559	-	37,552	3,351
Davao City															
PS	57,168	57,168	10,068	11,428	9,110	19,115	49,722	9,586	11,305	9,540	17,605	48,035	-	7,447	1,686
MOOE	103,254	103,254	10,756	52,902	6,926	9,604	80,188	10,736	53,636	3,577	10,575	78,524	-	23,066	1,664
CO	7,040	7,040	-	-	-	-	-	-	-	-	-	-	-	7,040	-
Division of Compostella Valley	2,155,407	2,155,407	388,000	476,330	408,035	753,612	2,025,977	387,443	476,882	407,584	553,550	1,825,460	-	129,430	200,517
Compostella Valley															
PS	1,850,491	1,850,491	363,186	450,455	386,109	560,615	1,760,364	362,634	451,002	385,665	512,272	1,711,574	-	90,127	48,791
MOOE	134,134	134,134	24,815	25,874	21,926	45,190	117,806	24,809	25,880	21,919	41,278	113,886	-	16,328	3,919
CO	170,782	170,782	-	-	-	147,807	147,807	-	-	-	-	-	-	22,975	147,807
Division of Davao del Norte	1,258,121	1,258,121	256,761	317,551	272,372	393,450	1,240,133	256,280	318,031	272,372	344,360	1,191,044	-	17,988	49,090
Davao del Norte															
PS	1,164,411	1,164,411	239,846	299,245	248,127	365,968	1,153,186	239,378	299,713	248,127	325,112	1,112,331	-	11,225	40,855
MOOE	86,887	86,887	16,915	18,305	24,245	20,724	80,189	16,902	18,318	24,245	19,248	78,713	-	6,698	1,476
CO	6,824	6,824	-	-	-	6,759	6,759	-	-	-	-	-	-	65	6,759
Division of Davao del Sur	2,172,845	2,172,845	443,236	516,995	481,822	686,988	2,129,041	441,259	517,880	482,582	584,979	2,026,700	-	43,803	102,342
Davao del Sur															
PS	2,006,580	2,006,580	418,392	490,804	444,291	641,027	1,994,514	416,435	491,693	445,091	550,145	1,903,364	-	12,066	91,149
MOOE	141,033	141,033	24,844	26,191	37,531	35,879	124,446	24,824	26,187	37,491	34,833	123,335	-	16,588	1,110
CO	25,231	25,231	-	-	-	10,082	10,082	-	-	-	-	-	-	15,149	10,082
Division of Davao Oriental	791,285	791,285	154,279	185,801	164,542	252,560	757,182	154,242	184,380	165,955	196,510	701,087	-	34,103	56,095
Davao Oriental															
PS	693,036	693,036	145,075	173,298	153,185	209,472	681,030	145,038	173,300	153,185	183,606	655,129	-	12,006	25,901
MOOE	66,246	66,246	9,204	11,083	11,357	13,735	45,378	9,204	11,080	11,350	12,904	44,538	-	20,868	840
CO	32,003	32,003	-	1,420	-	29,354	30,774	-	-	1,420	-	1,420	-	1,229	29,354
Division of Davao City	3,444,414	3,444,414	692,560	839,340	719,719	1,033,740	3,285,359	690,973	840,036	718,817	930,361	3,180,189	-	159,055	105,171
Davao City															
PS	3,192,600	3,192,600	652,753	792,864	670,535	959,890	3,076,041	651,440	793,628	670,325	871,115	2,986,508	-	116,559	89,533
MOOE	233,578	233,578	39,807	46,476	49,185	62,529	197,997	39,533	46,408	48,493	59,246	193,680	-	35,581	4,316
CO	18,236	18,236	-	-	-	11,322	11,322	-	-	-	-	-	-	6,914	11,322

Note: Differences between the totals and the sum of components are due to rounding-off.

NATIONAL GOVERNMENT OF THE REPUBLIC OF THE PHILIPPINES
Statement of Appropriations, Allotments, Obligations, Disbursements and Balances

Statement D

By Department/Office/Agency/Province/City
 For Fiscal Year 2014
 (in thousand pesos)

Particulars	Appropriations Total	Allotments Total	Obligations					Disbursements					Unreleased Appropriations	Unobligated Allotments	Unpaid Obligations
			1st Qtr	2nd Qtr	3rd Qtr	4th Qtr	Total	1st Qtr	2nd Qtr	3rd Qtr	4th Qtr	Total			
Division of Digos City	464,560	464,560	93,813	117,042	101,221	137,227	449,303	93,811	118,249	98,430	126,312	436,803	-	15,257	12,500
Digos City															
PS	429,836	429,836	88,274	111,008	93,311	127,436	420,029	88,274	112,213	92,105	117,338	409,931	-	9,807	10,098
MOOE	34,582	34,582	5,539	6,035	7,910	9,790	29,274	5,537	6,036	6,325	8,974	26,872	-	5,307	2,402
CO	142	142	-	-	-	-	-	-	-	-	-	-	-	142	-
Division of Island Garden City of Samal	337,754	337,754	66,417	79,015	73,726	98,051	317,209	66,336	79,090	73,610	89,294	308,330	-	20,545	8,880
Island Garden City of Samal															
PS	311,870	311,870	62,575	75,891	65,547	92,432	296,445	62,494	75,967	65,431	85,225	289,116	-	15,425	7,329
MOOE	25,031	25,031	3,842	3,124	8,179	5,052	20,197	3,842	3,123	8,179	4,069	19,214	-	4,834	984
CO	853	853	-	-	-	567	567	-	-	-	-	-	-	286	567
Division of Mati City	1,214,066	1,214,066	248,577	299,568	258,803	365,124	1,172,072	248,341	299,803	258,498	330,628	1,137,270	-	41,993	34,803
Mati City															
PS	1,125,811	1,125,811	234,903	283,205	240,778	335,677	1,094,563	234,698	283,409	240,472	306,871	1,065,450	-	31,248	29,113
MOOE	83,981	83,981	13,674	16,363	18,025	26,075	74,137	13,643	16,394	18,026	23,757	71,820	-	9,844	2,317
CO	4,273	4,273	-	-	-	3,373	3,373	-	-	-	-	-	-	901	3,373
Division of Panabo City	464,557	464,557	96,985	108,706	98,253	136,789	440,732	96,709	108,949	98,243	124,203	428,103	-	23,825	12,630
Panabo City															
PS	423,532	423,532	91,301	102,351	90,841	129,895	414,388	91,053	102,593	90,806	117,449	401,901	-	9,144	12,487
MOOE	30,898	30,898	5,684	6,355	7,412	6,893	26,344	5,655	6,356	7,436	6,754	26,202	-	4,554	143
CO	10,127	10,127	-	-	-	-	-	-	-	-	-	-	-	10,127	-
Division of Tagum City	580,155	580,155	120,178	151,538	129,025	162,692	563,433	120,178	150,099	129,025	156,495	555,797	-	16,722	7,636
Tagum City															
PS	541,104	541,104	112,743	143,223	120,643	152,579	529,188	112,743	141,786	120,643	146,380	521,552	-	11,916	7,636
MOOE	36,741	36,741	7,435	8,315	8,382	10,113	34,245	7,435	8,313	8,382	10,115	34,245	-	2,496	c
CO	2,311	2,311	-	-	-	-	-	-	-	-	-	-	-	2,311	-
Regional Office XII	11,619,959	11,619,959	2,479,534	2,876,092	2,501,958	3,714,997	11,572,581	1,806,900	2,016,083	1,800,782	2,498,292	8,122,058	-	47,378	3,450,523
PS	10,626,676	10,626,676	2,273,411	2,716,985	2,305,752	3,305,653	10,601,800	1,635,382	1,918,680	1,649,380	2,292,294	7,495,736	-	24,876	3,106,065
MOOE	948,577	948,577	206,123	159,107	196,207	376,174	937,611	169,138	97,403	151,402	197,003	614,947	-	10,966	322,664
CO	44,707	44,707	-	-	-	33,170	33,170	2,381	-	-	8,995	11,376	-	11,536	21,795
Regional Office Proper Koronadal City	113,930	113,930	24,599	22,568	32,898	19,912	99,977	23,830	23,337	32,834	17,965	97,966	-	13,953	2,011
PS	64,473	64,473	11,805	13,067	25,446	10,734	61,052	11,794	13,078	25,382	9,498	59,752	-	3,422	1,300
MOOE	42,702	42,702	12,794	9,500	7,453	9,178	38,925	12,036	10,259	7,453	8,467	38,215	-	3,776	711
CO	6,755	6,755	-	-	-	-	-	-	-	-	-	-	-	6,755	-

Note: Differences between the totals and the sum of components are due to rounding-off.

NATIONAL GOVERNMENT OF THE REPUBLIC OF THE PHILIPPINES
Statement of Appropriations, Allotments, Obligations, Disbursements and Balances

Statement D

By Department/Office/Agency/Province/City
 For Fiscal Year 2014
 (in thousand pesos)

Particulars	Appropriations Total	Allotments Total	Obligations					Disbursements					Unreleased Appropriations	Unobligated Allotments	Unpaid Obligations
			1st Qtr	2nd Qtr	3rd Qtr	4th Qtr	Total	1st Qtr	2nd Qtr	3rd Qtr	4th Qtr	Total			
Division of Cotabato	3,565,915	3,565,915	739,089	923,215	785,632	1,106,547	3,554,483	63,999	64,354	65,419	70,055	263,827	-	11,432	3,290,656
Cotabato															
PS	3,299,535	3,299,535	696,817	857,870	731,884	1,002,362	3,288,932	63,999	64,354	65,419	70,055	263,827	-	10,603	3,025,105
MOOE	256,958	256,958	42,273	65,345	53,748	94,790	256,156	-	-	-	-	-	-	803	256,156
CO	9,422	9,422	-	-	-	9,395	9,395	-	-	-	-	-	-	26	9,395
Division of Sarangani	1,468,777	1,468,777	273,252	294,143	232,712	668,671	1,468,777	280,864	299,361	241,694	624,662	1,446,581	-	-	22,196
Sarangani															
PS	1,296,684	1,296,684	254,386	274,644	202,025	565,630	1,296,684	254,386	274,644	202,025	565,630	1,296,684	-	c	-
MOOE	164,023	164,023	18,866	19,499	30,688	94,970	164,023	26,478	24,718	39,670	50,961	141,827	-	-	22,196
CO	8,071	8,071	-	-	-	8,071	8,071	-	-	-	8,071	8,071	-	-	-
Division of South Cotabato	1,767,771	1,767,771	378,219	450,767	399,766	538,010	1,766,763	378,219	450,767	399,769	433,996	1,662,752	-	1,009	104,010
South Cotabato															
PS	1,637,299	1,637,299	354,738	424,710	371,154	485,692	1,636,294	354,738	424,710	371,154	409,577	1,560,179	-	1,005	76,115
MOOE	130,472	130,472	23,481	26,057	28,612	52,318	130,469	23,481	26,057	28,615	24,419	102,573	-	4	27,896
CO	-	-	-	-	-	-	-	-	-	-	-	-	-	-	-
Division of Sultan Kudarat	1,630,257	1,630,257	384,094	397,451	360,399	485,666	1,627,611	383,131	397,272	359,550	475,582	1,615,536	-	2,646	12,075
Sultan Kudarat															
PS	1,504,685	1,504,685	325,993	389,759	342,664	446,268	1,504,685	325,514	389,738	341,657	447,205	1,504,114	-	-	571
MOOE	116,933	116,933	58,101	7,692	17,735	30,771	114,299	57,618	7,534	17,893	28,377	111,422	-	2,634	2,878
CO	8,639	8,639	-	-	-	8,627	8,627	-	-	-	-	-	-	12	8,627
Division of Cotabato City	682,761	682,761	130,072	156,091	150,018	246,581	682,761	130,072	156,091	150,018	246,581	682,761	-	-	-
Cotabato City															
PS	627,341	627,341	124,367	154,957	131,846	216,170	627,341	124,367	154,957	131,846	216,170	627,341	-	-	-
MOOE	54,496	54,496	5,705	1,134	18,172	29,486	54,496	5,705	1,134	18,172	29,486	54,496	-	-	-
CO	924	924	-	-	-	924	924	-	-	-	924	924	-	-	-
Division of General Santos City	1,255,454	1,255,454	307,947	344,153	289,967	306,219	1,248,285	300,864	336,941	301,819	298,365	1,237,989	-	7,168	10,296
General Santos City															
PS	1,147,907	1,147,907	277,527	329,722	265,339	273,993	1,146,582	272,883	324,966	277,390	271,342	1,146,582	-	1,326	-
MOOE	100,222	100,222	30,420	14,431	24,628	29,262	98,741	27,981	11,975	24,428	27,023	91,408	-	1,481	7,333
CO	7,324	7,324	-	-	-	2,963	2,963	-	-	-	-	-	-	4,361	2,963
Division of Kidapawan City	357,867	357,867	73,519	88,591	79,673	115,023	356,806	73,441	88,569	78,786	110,284	351,080	-	1,061	5,726
Kidapawan City															
PS	328,231	328,231	68,999	83,403	74,110	100,860	327,372	68,920	83,381	73,223	100,491	326,015	-	859	1,356
MOOE	29,032	29,032	4,520	5,188	5,563	13,565	28,836	4,520	5,188	5,563	9,794	25,064	-	196	3,771
CO	604	604	-	-	-	599	599	-	-	-	-	-	-	6	599

Note: Differences between the totals and the sum of components are due to rounding-off.

NATIONAL GOVERNMENT OF THE REPUBLIC OF THE PHILIPPINES
Statement of Appropriations, Allotments, Obligations, Disbursements and Balances

Statement D

By Department/Office/Agency/Province/City
 For Fiscal Year 2014
 (in thousand pesos)

Particulars	Appropriations Total	Allotments Total	Obligations					Disbursements					Unreleased Appropriations	Unobligated Allotments	Unpaid Obligations
			1st Qtr	2nd Qtr	3rd Qtr	4th Qtr	Total	1st Qtr	2nd Qtr	3rd Qtr	4th Qtr	Total			
Division of Koronadal City	473,946	473,946	101,062	119,442	102,669	140,706	463,879	104,800	119,719	102,669	134,251	461,438	-	10,067	2,441
Koronadal City															
PS	437,110	437,110	95,166	113,066	96,811	124,442	429,486	95,166	113,066	96,811	123,311	428,355	-	7,624	1,131
MOOE	33,940	33,940	5,896	6,375	5,858	13,744	31,874	7,253	6,652	5,858	10,939	30,703	-	2,066	1,171
CO	2,896	2,896	-	-	-	2,520	2,520	2,381	-	-	-	2,381	-	376	139
Division of Tacurong City	303,280	303,280	67,681	79,671	68,224	87,662	303,238	67,681	79,671	68,224	86,551	302,127	-	42	1,112
Tacurong City															
PS	283,411	283,411	63,614	75,785	64,474	79,501	283,374	63,614	75,785	64,474	79,014	282,887	-	37	488
MOOE	19,798	19,798	4,067	3,886	3,750	8,090	19,793	4,067	3,886	3,750	7,537	19,240	-	5	553
CO	71	71	-	-	-	71	71	-	-	-	-	-	-	-	71
Regional Office XIII	10,236,297	10,236,297	2,149,447	2,553,078	2,223,890	3,176,970	10,103,386	2,152,644	2,498,604	2,254,063	2,750,938	9,656,249	-	132,911	447,136
PS	9,402,283	9,402,283	2,014,197	2,380,156	2,050,578	2,916,712	9,361,644	2,018,792	2,330,513	2,078,914	2,597,897	9,026,116	-	40,639	335,528
MOOE	804,479	804,479	135,250	172,742	173,201	238,158	719,352	133,852	167,920	175,030	152,770	629,572	-	85,127	89,780
CO	29,535	29,535	-	179	111	22,100	22,390	-	171	119	272	562	-	7,145	21,828
Regional Office Proper	98,254	98,254	15,183	21,813	13,877	17,744	68,617	13,362	22,023	14,085	7,088	56,559	-	29,637	12,058
Butuan City															
PS	38,010	38,010	7,367	8,193	8,241	10,961	34,763	6,996	8,159	7,987	4,134	27,276	-	3,248	7,487
MOOE	60,184	60,184	7,816	13,608	5,601	6,783	33,808	6,366	13,860	6,055	2,954	29,236	-	26,377	4,571
CO	59	59	-	12	35	-	47	-	3	43	-	46	-	12	c
Division of Agusan del Norte	2,023,966	2,023,966	419,529	471,912	420,055	708,325	2,019,822	419,689	461,584	420,268	575,493	1,877,034	-	4,144	142,788
Agusan del Norte															
PS	1,864,203	1,864,203	397,281	435,922	387,440	639,845	1,860,487	397,393	425,643	387,636	545,427	1,756,098	-	3,716	104,389
MOOE	149,170	149,170	22,248	35,823	32,539	58,131	148,741	22,297	35,773	32,556	29,994	120,619	-	429	28,122
CO	10,593	10,593	-	168	76	10,350	10,593	-	168	76	73	316	-	-	10,277
Division of Agusan del Sur	1,892,051	1,892,051	380,050	488,787	402,848	586,874	1,858,558	388,366	461,158	427,977	467,270	1,744,771	-	33,493	113,788
Agusan del Sur															
PS	1,747,205	1,747,205	355,240	460,870	367,666	551,058	1,734,833	363,255	433,213	395,680	460,144	1,652,292	-	12,372	82,541
MOOE	138,269	138,269	24,810	27,917	35,183	29,239	117,148	25,112	27,945	32,297	7,125	92,478	-	21,121	24,669
CO	6,577	6,577	-	-	-	6,577	6,577	-	-	-	-	-	-	-	6,577
Division of Dinagat Island	461,430	461,430	101,392	109,167	98,326	151,846	460,731	102,033	109,001	100,694	126,166	437,894	-	699	22,837
Dinagat Island															
PS	423,771	423,771	95,140	102,644	90,149	135,139	423,072	95,156	103,130	91,871	117,505	407,662	-	699	15,410
MOOE	37,375	37,375	6,252	6,523	8,177	16,423	37,375	6,877	5,870	8,824	8,661	30,232	-	-	7,143
CO	284	284	-	-	-	284	284	-	-	-	-	-	-	-	284

Note: Differences between the totals and the sum of components are due to rounding-off.

NATIONAL GOVERNMENT OF THE REPUBLIC OF THE PHILIPPINES
Statement of Appropriations, Allotments, Obligations, Disbursements and Balances

Statement D

By Department/Office/Agency/Province/City
 For Fiscal Year 2014
 (in thousand pesos)

Particulars	Appropriations Total	Allotments Total	Obligations					Disbursements					Unreleased Appropriations	Unobligated Allotments	Unpaid Obligations
			1st Qtr	2nd Qtr	3rd Qtr	4th Qtr	Total	1st Qtr	2nd Qtr	3rd Qtr	4th Qtr	Total			
Division of Siargao	546,471	546,471	119,346	142,184	118,855	166,085	546,471	119,346	142,184	118,855	149,710	530,096	-	-	16,375
Siargao															
PS	505,561	505,561	112,830	134,556	109,685	148,489	505,561	112,830	134,556	109,685	139,617	496,689	-	-	8,872
MOOE	39,737	39,737	6,516	7,628	9,170	16,422	39,737	6,516	7,628	9,170	10,093	33,407	-	-	6,329
CO	1,173	1,173	-	-	-	1,173	1,173	-	-	-	-	-	-	-	1,173
Division of Surigao del Norte	898,110	898,110	206,084	235,586	216,526	237,768	895,964	204,773	233,840	215,517	226,503	880,632	-	2,146	15,332
Surigao del Norte															
PS	837,066	837,066	191,793	220,246	199,010	225,826	836,876	190,555	218,641	198,081	219,863	827,141	-	190	9,735
MOOE	59,089	59,089	14,291	15,340	17,515	11,942	59,089	14,218	15,198	17,436	6,639	53,492	-	-	5,597
CO	1,955	1,955	-	-	-	-	-	-	-	-	-	-	-	1,955	-
Division of Surigao del Sur	1,865,328	1,865,328	377,603	457,161	403,554	579,631	1,817,948	377,604	454,817	402,455	499,879	1,734,755	-	47,380	83,193
Surigao del Sur															
PS	1,720,400	1,720,400	357,041	428,671	376,907	545,699	1,708,317	357,041	426,339	375,871	470,192	1,629,442	-	12,083	78,876
MOOE	140,697	140,697	20,562	28,490	26,647	33,873	109,572	20,563	28,478	26,585	29,628	105,254	-	31,125	4,318
CO	4,231	4,231	-	-	-	59	59	-	-	-	59	59	-	4,172	-
Division of Bayugan City	395,326	395,326	80,093	97,022	86,751	122,306	386,172	80,093	97,022	86,751	111,884	375,751	-	9,154	10,422
Bayugan City															
PS	366,585	366,585	75,993	91,402	80,519	112,887	360,801	75,993	91,402	80,519	104,545	352,460	-	5,784	8,341
MOOE	28,741	28,741	4,100	5,620	6,232	9,419	25,371	4,100	5,620	6,232	7,339	23,291	-	3,370	2,080
Division of Bislig City	369,821	369,821	81,725	95,159	80,152	109,224	366,260	80,281	96,089	79,688	107,344	363,402	-	3,561	2,858
Bislig City															
PS	341,064	341,064	76,993	88,372	74,445	100,165	339,975	76,353	89,042	73,534	98,860	337,788	-	1,089	2,187
MOOE	28,437	28,437	4,732	6,787	5,707	8,744	25,969	3,928	7,047	6,154	8,484	25,614	-	2,468	355
CO	320	320	-	-	-	316	316	-	-	-	-	-	-	4	316
Division of Butuan City	1,029,219	1,029,219	230,772	262,311	238,886	296,150	1,028,119	229,475	257,288	239,454	287,747	1,013,964	-	1,100	14,155
Butuan City															
PS	955,578	955,578	214,443	252,684	223,664	264,787	955,578	213,146	248,779	223,110	261,013	946,048	-	-	9,530
MOOE	70,650	70,650	16,329	9,627	15,221	29,372	70,550	16,329	8,509	16,344	26,734	67,917	-	100	2,633
CO	2,991	2,991	-	-	-	1,991	1,991	-	-	-	-	-	-	1,000	1,991
Division of Cabadbaran City	203,516	203,516	41,842	53,893	44,865	61,456	202,056	41,842	49,647	46,415	63,482	201,386	-	1,461	670
Cabadbaran City															
PS	186,982	186,982	39,749	48,646	41,776	55,352	185,523	39,749	44,353	43,326	57,424	184,853	-	1,459	670
MOOE	16,392	16,392	2,093	5,247	3,090	5,963	16,392	2,093	5,293	3,090	5,917	16,392	-	-	-
CO	142	142	-	-	-	141	141	-	-	-	141	141	-	2	-

Note: Differences between the totals and the sum of components are due to rounding-off.

NATIONAL GOVERNMENT OF THE REPUBLIC OF THE PHILIPPINES
Statement of Appropriations, Allotments, Obligations, Disbursements and Balances

Statement D

By Department/Office/Agency/Province/City
 For Fiscal Year 2014
 (in thousand pesos)

Particulars	Appropriations Total	Allotments Total	Obligations					Disbursements					Unreleased Appropriations	Unobligated Allotments	Unpaid Obligations
			1st Qtr	2nd Qtr	3rd Qtr	4th Qtr	Total	1st Qtr	2nd Qtr	3rd Qtr	4th Qtr	Total			
Division of Surigao City	452,806	452,806	95,828	118,084	99,194	139,561	452,668	95,778	113,953	101,903	128,373	440,007	-	138	12,661
Surigao City															
PS	415,858	415,858	90,326	107,951	91,075	126,505	415,858	90,326	107,255	91,615	119,172	408,368	-	-	7,490
MOOE	35,739	35,739	5,502	10,133	8,119	11,847	35,601	5,452	6,698	10,288	9,201	31,639	-	138	3,962
CO	1,209	1,209	-	-	-	1,209	1,209	-	-	-	-	-	-	-	1,209
Early Childhood Care and Development Council	457,303	457,303	165,157	44,326	52,088	121,910	383,481	153,375	49,828	50,249	118,786	372,238	-	73,822	11,243
NCR - Pasig City															
PS	6,900	6,900	967	1,192	947	1,278	4,384	967	1,192	947	1,278	4,384	-	2,516	-
MOOE	450,403	450,403	164,190	43,134	51,141	120,631	379,096	152,408	48,636	49,302	117,507	367,854	-	71,307	11,243
National Book Development Board	25,341	25,341	6,406	4,918	5,095	7,009	23,428	4,426	5,006	5,812	7,504	22,748	-	1,913	680
NCR - Pasig City															
PS	13,707	13,707	2,498	2,869	2,802	3,815	11,984	2,477	2,854	2,783	3,836	11,950	-	1,722	34
MOOE	11,635	11,635	3,907	2,049	2,293	3,194	11,444	1,948	2,152	3,029	3,667	10,797	-	191	647
National Council for Children's Television	14,179	14,179	1,539	3,149	4,321	2,589	11,597	1,539	3,149	4,321	2,589	11,597	-	2,582	-
NCR - Pasig City															
PS	3,342	3,342	462	855	645	829	2,792	462	855	645	829	2,792	-	550	-
MOOE	9,597	9,597	1,077	1,094	3,636	1,759	7,565	1,077	1,094	3,636	1,759	7,565	-	2,032	-
CO	1,240	1,240	-	1,200	40	-	1,240	-	1,200	40	-	1,240	-	-	-
National Museum	991,588	991,575	32,220	69,893	66,353	508,293	676,760	27,824	46,473	51,278	115,620	241,195	13	314,815	435,565
NCR - Manila															
PS	106,013	106,000	18,590	24,480	19,105	37,055	99,228	18,563	24,112	19,401	24,849	86,925	13	6,772	12,303
MOOE	167,000	167,000	13,447	24,766	22,933	51,599	112,746	9,088	20,073	25,705	17,291	72,157	-	54,254	40,589
CO	718,575	718,575	183	20,647	24,315	419,640	464,785	174	2,288	6,172	73,479	82,113	-	253,790	382,672
Philippine High School for the Arts	67,338	67,338	19,591	20,398	8,954	14,867	63,810	11,940	15,824	15,169	16,310	59,243	-	3,528	4,568
Region IV-A - Laguna															
PS	17,129	17,129	3,629	4,143	3,634	5,714	17,120	3,629	4,143	3,479	5,506	16,757	-	9	363
MOOE	49,221	49,221	15,963	16,255	4,997	8,962	46,177	8,311	11,681	11,371	10,639	42,002	-	3,044	4,174
CO	988	988	-	-	322	191	514	-	-	319	164	483	-	474	31
STATE UNIVERSITIES & COLLEGES															
TOTAL	42,651,428	42,636,373	7,337,170	8,569,211	9,168,691	13,788,497	38,863,569	6,661,670	8,186,040	8,341,057	11,668,381	34,857,149	15,055	3,772,804	4,006,420
PS	27,915,562	27,915,562	5,980,027	6,820,552	6,338,811	8,572,429	27,711,819	5,694,327	6,706,810	6,056,744	8,723,427	27,181,307	-	203,742	530,512
MOOE	9,034,492	9,019,437	1,340,127	1,644,565	2,407,587	2,766,994	8,159,273	948,915	1,419,196	2,078,599	2,452,099	6,898,809	15,055	860,165	1,260,463
CO	5,701,374	5,701,374	17,016	104,093	422,293	2,449,075	2,992,477	18,429	60,034	205,714	492,856	777,033	-	2,708,897	2,215,444

Note: Differences between the totals and the sum of components are due to rounding-off.

NATIONAL GOVERNMENT OF THE REPUBLIC OF THE PHILIPPINES
Statement of Appropriations, Allotments, Obligations, Disbursements and Balances

Statement D

By Department/Office/Agency/Province/City
 For Fiscal Year 2014
 (in thousand pesos)

Particulars	Appropriations Total	Allotments Total	Obligations					Disbursements					Unreleased Appropriations	Unobligated Allotments	Unpaid Obligations
			1st Qtr	2nd Qtr	3rd Qtr	4th Qtr	Total	1st Qtr	2nd Qtr	3rd Qtr	4th Qtr	Total			
NCR	14,208,900	14,208,900	2,397,934	2,865,261	2,771,647	4,860,075	12,894,917	1,941,665	2,567,065	2,204,044	3,550,060	10,262,835	-	1,313,983	2,632,082
PS	8,902,519	8,902,519	1,887,301	2,239,988	2,016,105	2,721,819	8,865,212	1,727,883	2,129,748	1,767,267	2,884,659	8,509,556	-	37,308	355,656
MOOE	2,778,062	2,778,062	510,634	603,634	735,827	756,211	2,606,306	213,782	437,318	436,778	657,154	1,745,031	-	171,756	861,275
CO	2,528,318	2,528,318	-	21,639	19,715	1,382,044	1,423,399	-	-	-	8,248	8,248	-	1,104,919	1,415,151
Eulogio "Amang" Rodriguez Institute of Science and Technology	256,302	256,302	40,624	49,548	39,520	54,303	183,994	39,251	46,792	41,021	44,726	171,790	-	72,308	12,204
Manila City															
PS	140,276	140,276	32,147	39,996	29,920	36,860	138,924	30,976	37,257	31,418	35,801	135,452	-	1,352	3,472
MOOE	102,777	102,777	8,476	9,551	9,600	9,728	37,356	8,276	9,535	9,602	8,925	36,338	-	65,422	1,017
CO	13,249	13,249	-	-	-	7,715	7,715	-	-	-	-	-	-	5,534	7,715
Marikina Polytechnic College	91,339	91,339	19,219	21,669	20,042	25,418	86,348	19,219	21,669	20,042	24,855	85,785	-	4,991	563
Marikina															
PS	72,303	72,303	15,140	18,436	15,520	23,207	72,303	15,140	18,436	15,520	23,207	72,303	-	-	-
MOOE	13,822	13,822	4,079	3,233	4,522	1,988	13,822	4,079	3,233	4,522	1,648	13,482	-	-	340
CO	5,214	5,214	-	-	-	223	223	-	-	-	-	-	-	4,991	223
Philippine Normal University	549,158	549,158	93,253	99,382	113,542	146,671	452,849	85,946	89,280	91,425	186,197	452,849	-	96,309	-
Manila City															
PS	306,185	306,185	71,417	69,953	76,485	86,745	304,600	65,340	67,347	60,104	111,809	304,600	-	1,585	-
MOOE	150,826	150,826	21,836	25,930	35,891	59,926	143,583	20,606	21,933	31,321	69,723	143,583	-	7,243	-
CO	92,147	92,147	-	3,500	1,166	-	4,666	-	-	-	4,666	4,666	-	87,481	-
Philippine State College of Aeronautics	90,080	90,080	17,664	20,908	18,517	30,325	87,414	11,141	14,965	12,250	43,558	81,914	-	2,666	5,500
Pasay City															
PS	58,443	58,443	13,570	14,764	14,103	15,892	58,328	7,466	8,884	8,172	33,806	58,328	-	115	-
MOOE	21,273	21,273	4,094	6,145	4,415	5,351	20,004	3,676	6,081	4,077	6,170	20,004	-	1,269	c
CO	10,365	10,365	-	-	-	9,082	9,082	-	-	-	3,582	3,582	-	1,283	5,500
Polytechnic University of the Philippines	1,146,316	1,146,316	243,136	286,467	220,828	263,215	1,013,646	229,265	236,750	221,606	311,063	998,684	-	132,669	14,962
Manila City															
PS	841,833	841,833	203,845	238,364	180,516	208,391	831,116	191,412	188,754	180,814	265,591	826,570	-	10,717	4,546
MOOE	218,944	218,944	39,291	48,103	40,313	54,824	182,531	37,853	47,996	40,792	45,472	172,114	-	36,413	10,417
CO	85,539	85,539	-	-	-	-	-	-	-	-	-	-	-	85,539	-
Rizal Technological University	279,416	279,416	58,539	61,811	57,921	53,572	231,842	52,927	58,583	51,093	47,367	209,970	-	47,573	21,873
Mandaluyong City															
PS	188,101	188,101	41,296	44,239	36,703	53,249	175,487	37,252	40,247	32,093	44,023	153,614	-	12,614	21,873
MOOE	66,358	66,358	17,243	17,572	21,218	323	56,356	15,675	18,336	19,000	3,345	56,356	-	10,002	-
CO	24,957	24,957	-	-	-	-	-	-	-	-	-	-	-	24,957	-

Note: Differences between the totals and the sum of components are due to rounding-off.

NATIONAL GOVERNMENT OF THE REPUBLIC OF THE PHILIPPINES
Statement of Appropriations, Allotments, Obligations, Disbursements and Balances
By Department/Office/Agency/Province/City
For Fiscal Year 2014
(in thousand pesos)

Statement D

Particulars	Appropriations Total	Allotments Total	Obligations					Disbursements					Unreleased Appropriations	Unobligated Allotments	Unpaid Obligations
			1st Qtr	2nd Qtr	3rd Qtr	4th Qtr	Total	1st Qtr	2nd Qtr	3rd Qtr	4th Qtr	Total			
Technological University of the Philippines	572,962	572,962	118,572	119,422	107,331	158,096	503,421	115,355	106,173	114,079	160,235	495,842	-	69,541	7,579
Manila City															
PS	437,546	437,546	104,026	99,625	85,108	137,861	426,621	101,751	94,022	89,171	136,133	421,077	-	10,925	5,544
MOOE	88,171	88,171	14,545	19,798	22,222	18,199	74,764	13,603	12,151	24,908	24,102	74,764	-	13,407	-
CO	47,245	47,245	-	-	-	2,036	2,036	-	-	-	-	-	-	45,209	2,036
University of the Philippines System	11,223,327	11,223,327	1,806,928	2,206,052	2,193,946	4,128,475	10,335,402	1,388,560	1,992,854	1,652,529	2,732,058	7,766,001	-	887,925	2,569,401
Quezon City															
PS	6,857,833	6,857,833	1,405,859	1,714,611	1,577,749	2,159,614	6,857,833	1,278,547	1,674,801	1,349,975	2,234,289	6,537,611	-	-	320,222
MOOE	2,115,891	2,115,891	401,070	473,302	597,647	605,872	2,077,891	110,013	318,053	302,555	497,769	1,228,390	-	38,000	849,501
CO	2,249,603	2,249,603	-	18,139	18,550	1,362,989	1,399,678	-	-	-	-	-	-	849,925	1,399,678
Region I	2,268,472	2,268,472	416,191	437,268	504,044	726,234	2,083,737	413,627	435,191	456,464	689,220	1,994,502	-	184,735	89,235
PS	1,602,209	1,602,209	370,942	362,408	342,266	523,855	1,599,471	369,411	361,271	342,459	503,821	1,576,962	-	2,738	22,509
MOOE	438,325	438,325	42,146	74,860	89,203	157,850	364,059	41,119	73,920	86,969	136,667	338,676	-	74,266	25,383
CO	227,938	227,938	3,103	-	72,575	44,529	120,207	3,097	-	27,036	48,731	78,864	-	107,731	41,343
Don Mariano Marcos Memorial State University	731,476	731,476	117,354	132,707	132,934	259,134	642,129	116,608	130,456	131,493	244,930	623,487	-	89,346	18,642
La Union															
PS	519,123	519,123	108,326	122,092	106,957	180,298	517,674	108,288	121,062	106,709	172,956	509,015	-	1,449	8,659
MOOE	152,333	152,333	9,027	10,615	25,977	78,835	124,456	8,321	9,394	24,784	71,974	114,473	-	27,877	9,983
CO	60,020	60,020	-	-	-	-	-	-	-	-	-	-	-	60,020	-
Ilocos Sur Polytechnic State College	173,111	173,111	33,672	32,127	37,270	59,560	162,630	33,672	32,127	37,270	59,560	162,630	-	10,481	-
Ilocos Sur															
PS	130,647	130,647	27,574	29,209	28,166	45,595	130,543	27,574	29,209	28,166	45,595	130,543	-	104	-
MOOE	25,238	25,238	3,001	2,918	5,557	6,772	18,248	3,001	2,918	5,557	6,772	18,248	-	6,990	-
CO	17,226	17,226	3,097	-	3,548	7,194	13,839	3,097	-	3,548	7,194	13,839	-	3,387	-
Mariano Marcos State University	574,244	574,244	118,442	104,003	160,251	165,665	548,361	117,228	104,282	123,337	141,620	486,467	-	25,883	61,895
Ilocos Norte															
PS	388,906	388,906	107,258	78,350	91,581	111,426	388,614	106,372	78,346	92,161	100,726	377,606	-	292	11,008
MOOE	120,071	120,071	11,185	25,653	25,185	41,917	103,940	10,856	25,935	24,150	28,465	89,406	-	16,130	14,534
CO	65,267	65,267	-	-	43,485	12,322	55,807	-	-	7,025	12,429	19,455	-	9,460	36,352

Note: Differences between the totals and the sum of components are due to rounding-off.

NATIONAL GOVERNMENT OF THE REPUBLIC OF THE PHILIPPINES
Statement of Appropriations, Allotments, Obligations, Disbursements and Balances
 By Department/Office/Agency/Province/City
 For Fiscal Year 2014
 (in thousand pesos)

Statement D

Particulars	Appropriations Total	Allotments Total	Obligations					Disbursements					Unreleased Appropriations	Unobligated Allotments	Unpaid Obligations	
			1st Qtr	2nd Qtr	3rd Qtr	4th Qtr	Total	1st Qtr	2nd Qtr	3rd Qtr	4th Qtr	Total				
North Luzon Philippines																
State College	46,459	46,459	6,641	7,364	16,103	9,483	39,591	6,038	7,259	11,726	12,556	37,578	-	6,868	2,013	
Ilocos Sur																
PS	21,710	21,710	5,809	5,249	5,018	5,633	21,710	5,202	5,145	4,879	6,484	21,710	-	-	-	
MOOE	12,670	12,670	826	2,114	2,444	2,000	7,384	835	2,114	2,438	1,997	7,384	-	5,285	-	
CO	12,079	12,079	6	-	8,641	1,850	10,497	-	-	4,409	4,075	8,484	-	1,583	2,013	
Pangasinan State University	364,551	364,551	66,811	82,386	79,775	98,902	327,874	66,811	82,386	74,928	99,769	323,894	-	36,677	3,980	
Pangasinan																
PS	266,363	266,363	57,156	67,610	55,360	85,345	265,470	57,156	67,610	55,360	84,720	264,845	-	893	625	
MOOE	66,530	66,530	9,655	14,776	16,328	13,557	54,317	9,655	14,776	16,328	13,180	53,940	-	12,213	377	
CO	31,658	31,658	-	-	8,087	-	8,087	-	-	3,240	1,869	5,109	-	23,571	2,977	
University of Northern Philippines	378,632	378,632	73,271	78,681	77,710	133,490	363,152	73,271	78,681	77,710	130,784	360,447	-	15,480	2,706	
Ilocos Sur																
PS	275,460	275,460	64,820	59,899	55,184	95,558	275,460	64,820	59,899	55,184	93,341	273,244	-	c	2,216	
MOOE	61,484	61,484	8,452	18,783	13,712	14,769	55,715	8,452	18,783	13,712	14,279	55,225	-	5,769	489	
CO	41,688	41,688	-	-	8,814	23,163	31,978	-	-	8,814	23,163	31,978	-	9,710	-	
CAR	1,104,041	1,104,041	201,782	234,409	236,201	323,852	996,244	196,846	230,218	232,557	306,609	966,230	-	107,796	30,015	
PS	736,192	736,192	162,168	183,914	177,380	197,704	721,166	161,699	179,166	176,632	203,574	721,072	-	15,026	95	
MOOE	208,306	208,306	39,006	38,277	42,389	72,348	192,020	34,544	38,853	39,458	71,783	184,639	-	16,286	7,380	
CO	159,543	159,543	608	12,218	16,432	53,801	83,058	603	12,199	16,467	31,251	60,519	-	76,485	22,539	
Abra State Institute of Science and Technology	119,578	119,578	25,358	29,386	30,922	27,282	112,948	24,681	27,632	25,000	35,634	112,948	-	6,630	-	
Abra																
PS	87,958	87,958	18,759	21,042	22,494	19,034	81,329	18,719	21,082	20,648	20,881	81,329	-	6,629	-	
MOOE	31,620	31,620	6,599	8,344	8,428	8,248	31,619	5,963	6,550	4,353	14,753	31,619	-	1	-	
Apayao State College	80,126	80,126	12,263	13,332	13,572	21,130	60,297	12,185	11,275	15,127	21,461	60,047	-	19,829	250	
Kalinga																
PS	47,245	47,245	9,864	10,486	11,174	15,721	47,245	10,000	8,801	12,633	15,811	47,245	-	-	-	
MOOE	10,866	10,866	2,399	2,846	2,397	3,223	10,866	2,185	2,473	2,494	3,463	10,616	-	-	250	
CO	22,015	22,015	-	-	-	2,186	2,186	-	-	-	2,186	2,186	-	19,829	-	
Benguet State University	435,572	435,572	90,971	88,018	80,344	114,841	374,174	88,378	87,209	82,313	116,014	373,913	-	61,398	261	
Benguet																
PS	306,749	306,749	74,030	79,473	67,288	85,958	306,749	73,547	76,438	66,753	90,012	306,749	-	-	-	
MOOE	72,749	72,749	16,941	8,546	13,056	18,433	56,975	14,831	10,771	15,535	15,838	56,975	-	15,774	-	
CO	56,074	56,074	-	-	-	10,450	10,450	-	-	25	10,164	10,189	-	45,624	261	

Note: Differences between the totals and the sum of components are due to rounding-off.

NATIONAL GOVERNMENT OF THE REPUBLIC OF THE PHILIPPINES
Statement of Appropriations, Allotments, Obligations, Disbursements and Balances

Statement D

By Department/Office/Agency/Province/City
 For Fiscal Year 2014
 (in thousand pesos)

Particulars	Appropriations Total	Allotments Total	Obligations					Disbursements					Unreleased Appropriations	Unobligated Allotments	Unpaid Obligations
			1st Qtr	2nd Qtr	3rd Qtr	4th Qtr	Total	1st Qtr	2nd Qtr	3rd Qtr	4th Qtr	Total			
Ifugao State University	219,405	219,405	31,807	50,628	54,981	81,301	218,717	30,933	50,429	53,909	71,950	207,220	-	688	11,497
Ifugao															
PS	133,168	133,168	25,848	30,679	36,341	39,977	132,846	25,767	30,610	36,518	39,857	132,751	-	322	95
MOOE	47,545	47,545	5,954	7,767	12,659	21,126	47,506	5,166	7,657	11,399	16,556	40,778	-	39	6,727
CO	38,692	38,692	6	12,182	5,981	20,197	38,365	-	12,162	5,991	15,537	33,691	-	327	4,674
Kalinga-Apayao State College	130,631	130,631	20,067	22,757	31,184	39,988	113,995	20,067	22,757	31,184	39,988	113,995	-	16,636	-
Kalinga															
PS	85,084	85,084	14,803	20,291	16,828	25,221	77,143	14,803	20,291	16,828	25,221	77,143	-	7,941	-
MOOE	22,871	22,871	4,661	2,430	3,905	11,404	22,399	4,661	2,430	3,905	11,404	22,399	-	472	-
CO	22,676	22,676	603	36	10,450	3,363	14,453	603	36	10,450	3,363	14,453	-	8,223	-
Mountain Province State Polytechnic College	118,729	118,729	21,316	30,288	25,198	39,311	116,113	20,602	30,917	25,025	21,562	98,106	-	2,616	18,007
Mt. Province															
PS	75,988	75,988	18,864	21,944	23,253	11,793	75,854	18,864	21,944	23,253	11,793	75,854	-	134	-
MOOE	22,655	22,655	2,452	8,344	1,945	9,914	22,655	1,738	8,973	1,772	9,769	22,252	-	-	403
CO	20,086	20,086	-	-	-	17,604	17,604	-	-	-	-	-	-	2,482	17,604
Region II	1,637,184	1,637,184	326,283	348,076	327,288	604,343	1,605,989	295,927	349,980	307,031	580,480	1,533,418	-	31,195	72,571
PS	1,257,352	1,257,352	269,520	300,951	250,869	431,390	1,252,731	242,444	300,647	233,680	466,012	1,242,782	-	4,621	9,949
MOOE	254,804	254,804	53,817	47,125	70,981	71,743	243,666	50,540	48,480	67,963	76,357	243,339	-	11,137	327
CO	125,029	125,029	2,945	-	5,437	101,209	109,592	2,944	853	5,388	38,111	47,297	-	15,437	62,295
Batanes State College	38,275	38,275	7,677	5,855	6,790	13,216	33,538	7,677	5,855	6,790	13,216	33,538	-	4,737	-
Batanes															
PS	21,696	21,696	4,201	5,051	4,197	8,248	21,696	4,201	5,051	4,197	8,248	21,696	-	-	-
MOOE	9,989	9,989	549	804	2,594	1,316	5,262	549	804	2,594	1,316	5,262	-	4,727	-
CO	6,591	6,591	2,928	-	-	3,653	6,581	2,928	-	-	3,653	6,581	-	10	-
Cagayan State University	478,108	478,108	105,940	109,293	104,389	145,277	464,899	90,586	104,286	94,551	147,981	437,404	-	13,209	27,494
Tuguegarao City															
PS	366,894	366,894	78,741	92,114	85,015	109,033	364,902	65,018	85,734	74,765	137,991	363,509	-	1,991	1,394
MOOE	74,789	74,789	27,182	17,180	19,374	8,750	72,485	25,552	17,699	19,786	9,391	72,427	-	2,304	58
CO	36,425	36,425	17	-	-	27,494	27,511	16	853	-	599	1,468	-	8,914	26,043
Isabela State University	673,634	673,634	132,068	140,096	190,416	205,211	667,792	118,347	146,689	180,416	202,479	647,931	-	5,842	19,861
Isabela															
PS	526,084	526,084	117,332	124,042	144,547	140,105	526,027	103,993	130,261	137,607	146,087	517,948	-	57	8,079
MOOE	106,492	106,492	14,736	16,054	45,869	28,195	104,854	14,354	16,428	42,809	31,264	104,854	-	1,638	-
CO	41,058	41,058	-	-	-	36,910	36,910	-	-	-	25,128	25,128	-	4,148	11,782

Note: Differences between the totals and the sum of components are due to rounding-off.

NATIONAL GOVERNMENT OF THE REPUBLIC OF THE PHILIPPINES
Statement of Appropriations, Allotments, Obligations, Disbursements and Balances

Statement D

By Department/Office/Agency/Province/City
 For Fiscal Year 2014
 (in thousand pesos)

Particulars	Appropriations Total	Allotments Total	Obligations					Disbursements					Unreleased Appropriations	Unobligated Allotments	Unpaid Obligations
			1st Qtr	2nd Qtr	3rd Qtr	4th Qtr	Total	1st Qtr	2nd Qtr	3rd Qtr	4th Qtr	Total			
Nueva Vizcaya State University	330,355	330,355	57,578	68,608	-	197,912	324,097	56,742	68,547	-	173,596	298,885	-	6,258	25,213
Nueva Vizcaya															
PS	250,746	250,746	49,365	59,573	-	139,236	248,173	49,351	59,428	-	138,922	247,700	-	2,573	473
MOOE	48,423	48,423	8,213	9,035	-	29,855	47,103	7,391	9,119	-	30,323	46,833	-	1,320	269
CO	31,187	31,187	-	-	-	28,821	28,821	-	-	-	4,351	4,351	-	2,365	24,470
Quirino State College	116,812	116,812	23,020	24,224	25,692	42,728	115,664	22,576	24,603	25,273	43,208	115,660	-	1,148	3
Quirino															
PS	91,933	91,933	19,882	20,172	17,110	34,768	91,933	19,882	20,172	17,110	34,765	91,930	-	-	3
MOOE	15,111	15,111	3,138	4,051	3,145	3,629	13,963	2,694	4,431	2,775	4,063	13,963	-	1,148	-
CO	9,768	9,768	-	-	5,437	4,331	9,768	-	-	5,388	4,380	9,768	-	-	-
Region III	3,112,709	3,112,709	524,112	686,344	922,176	826,194	2,958,827	473,133	626,404	829,611	925,016	2,854,162	-	153,882	104,664
PS	2,112,460	2,112,460	405,651	491,089	584,943	616,020	2,097,702	366,598	473,507	587,513	656,587	2,084,205	-	14,757	13,497
MOOE	688,502	688,502	118,273	181,398	188,451	161,327	649,448	106,346	145,697	190,153	182,841	625,037	-	39,054	24,411
CO	311,747	311,747	188	13,858	148,782	48,848	211,676	188	7,200	51,944	85,587	144,920	-	100,071	66,756
Aurora State College of Technology	80,108	80,108	10,875	18,577	25,248	22,031	76,731	10,875	18,577	25,248	19,013	73,713	-	3,378	3,018
Aurora															
PS	49,692	49,692	8,932	10,108	19,721	10,482	49,243	8,932	10,108	19,721	10,482	49,243	-	449	-
MOOE	16,764	16,764	1,943	2,973	5,526	6,306	16,749	1,943	2,973	5,526	6,306	16,749	-	15	-
CO	13,652	13,652	-	5,496	-	5,243	10,739	-	5,496	-	2,225	7,721	-	2,913	3,018
Bataan Peninsula State University	283,423	283,423	48,333	60,975	93,188	80,926	283,422	48,333	60,975	93,188	80,926	283,422	-	1	-
Bataan															
PS	183,463	183,463	37,448	47,147	50,661	48,206	183,463	37,448	47,147	50,661	48,206	183,463	-	c	-
MOOE	70,492	70,492	10,885	13,827	21,655	24,124	70,492	10,885	13,827	21,655	24,124	70,492	-	c	-
CO	29,468	29,468	-	-	20,872	8,596	29,468	-	-	20,872	8,596	29,468	-	-	-
Bulacan Agricultural State College	95,014	95,014	15,995	33,091	23,722	20,329	93,137	15,994	33,082	23,758	20,303	93,137	-	1,877	-
Bulacan															
PS	72,417	72,417	13,375	28,179	16,256	14,555	72,365	13,374	28,170	16,292	14,530	72,365	-	51	-
MOOE	17,254	17,254	2,620	3,412	5,164	4,242	15,438	2,620	3,412	5,165	4,241	15,438	-	1,816	-
CO	5,343	5,343	-	1,500	2,301	1,533	5,334	-	1,500	2,301	1,533	5,334	-	9	-

Note: Differences between the totals and the sum of components are due to rounding-off.

NATIONAL GOVERNMENT OF THE REPUBLIC OF THE PHILIPPINES
Statement of Appropriations, Allotments, Obligations, Disbursements and Balances

Statement D

By Department/Office/Agency/Province/City
 For Fiscal Year 2014
 (in thousand pesos)

Particulars	Appropriations Total	Allotments Total	Obligations					Disbursements					Unreleased Appropriations	Unobligated Allotments	Unpaid Obligations
			1st Qtr	2nd Qtr	3rd Qtr	4th Qtr	Total	1st Qtr	2nd Qtr	3rd Qtr	4th Qtr	Total			
Bulacan State University	417,320	417,320	65,851	85,010	74,454	130,019	355,335	61,589	67,765	87,253	133,432	350,039	-	61,985	5,296
Malolos City															
PS	256,686	256,686	51,117	50,562	51,696	102,823	256,197	48,641	50,126	51,208	105,992	255,967	-	489	231
MOOE	115,880	115,880	14,734	34,448	21,846	27,197	98,225	12,948	17,639	36,045	27,440	94,072	-	17,655	4,153
CO	44,754	44,754	-	-	912	-	912	-	-	-	-	-	-	43,842	912
Central Luzon State University	685,490	685,490	104,921	136,925	279,229	131,942	653,018	96,363	119,413	214,658	163,271	593,705	-	32,472	59,313
Nueva Ecija															
PS	484,946	484,946	77,824	92,802	179,928	134,392	484,946	71,074	85,763	194,419	130,443	481,698	-	-	3,248
MOOE	125,873	125,873	27,097	44,124	33,613	12,384	117,218	25,289	33,651	20,239	27,172	106,351	-	8,655	10,867
CO	74,671	74,671	-	-	65,688	(14,834)	50,854	-	-	-	5,656	5,656	-	23,817	45,198
Don Honorio Ventura Technological State University	181,297	181,297	35,030	40,615	44,139	60,910	180,695	35,030	40,615	44,139	58,694	178,478	-	602	2,216
Pampanga															
PS	129,493	129,493	26,746	31,000	33,340	37,961	129,047	26,746	31,000	33,340	37,961	129,047	-	446	-
MOOE	37,221	37,221	8,285	9,615	10,799	8,522	37,221	8,285	9,615	10,799	8,522	37,221	-	c	-
CO	14,583	14,583	-	-	-	14,427	14,427	-	-	-	12,211	12,211	-	156	2,216
Nueva Ecija University of Science and Technology	302,415	302,415	62,499	63,046	75,589	66,106	267,240	42,173	56,189	62,816	100,130	261,309	-	35,174	5,931
Nueva Ecija															
PS	211,981	211,981	55,678	49,144	57,550	38,314	200,686	36,740	45,481	42,537	71,164	195,922	-	11,295	4,765
MOOE	64,048	64,048	6,820	13,902	13,885	20,068	54,676	5,433	10,709	16,126	21,242	53,510	-	9,373	1,166
CO	26,385	26,385	-	-	4,154	7,724	11,878	-	-	4,154	7,724	11,878	-	14,507	-
Pampanga State Agricultural College	237,975	237,975	41,375	84,848	51,357	60,394	237,975	33,090	78,613	50,540	75,002	237,245	-	c	730
Pampanga															
PS	181,387	181,387	32,374	71,445	36,785	40,783	181,387	27,939	68,011	40,219	45,114	181,282	-	c	105
MOOE	39,893	39,893	9,001	13,403	5,928	11,561	39,893	5,152	10,602	10,321	13,597	39,672	-	-	221
CO	16,695	16,695	-	-	8,644	8,051	16,695	-	-	-	16,290	16,290	-	c	405
Philippine Merchant Marine Academy	167,099	167,099	32,384	34,533	60,506	38,446	165,870	30,696	33,560	49,991	43,816	158,062	-	1,229	7,808
Zambales															
PS	75,552	75,552	15,622	16,076	18,713	24,047	74,459	15,126	16,422	16,899	22,636	71,083	-	1,093	3,376
MOOE	71,547	71,547	16,762	18,457	21,926	14,399	71,544	15,570	17,137	18,625	18,555	69,888	-	3	1,656
CO	20,000	20,000	-	-	19,867	-	19,867	-	-	14,466	2,626	17,092	-	133	2,775

Note: Differences between the totals and the sum of components are due to rounding-off.

NATIONAL GOVERNMENT OF THE REPUBLIC OF THE PHILIPPINES
Statement of Appropriations, Allotments, Obligations, Disbursements and Balances
 By Department/Office/Agency/Province/City
 For Fiscal Year 2014
 (in thousand pesos)

Statement D

Particulars	Appropriations Total	Allotments Total	Obligations					Disbursements					Unreleased Appropriations	Unobligated Allotments	Unpaid Obligations
			1st Qtr	2nd Qtr	3rd Qtr	4th Qtr	Total	1st Qtr	2nd Qtr	3rd Qtr	4th Qtr	Total			
Ramon Magsaysay Technological University	200,350	200,350	31,368	34,923	59,975	73,468	199,734	31,368	34,923	59,866	69,380	195,537	-	617	4,197
Zambales															
PS	157,147	157,147	25,730	26,686	49,187	55,496	157,099	25,730	26,686	49,171	53,782	155,369	-	48	1,730
MOOE	32,028	32,028	5,638	8,237	6,723	11,361	31,959	5,638	8,237	6,630	10,415	30,920	-	69	1,039
CO	11,175	11,175	-	-	4,065	6,612	10,676	-	-	4,065	5,184	9,248	-	499	1,428
Tarlac College of Agriculture	204,410	204,410	27,920	40,083	50,722	77,804	196,529	21,684	28,493	51,335	86,757	188,270	-	7,882	8,259
Tarlac															
PS	146,420	146,420	25,664	29,318	29,416	61,790	146,188	19,882	25,798	30,745	69,719	146,144	-	232	43
MOOE	28,744	28,744	2,068	3,903	15,867	5,439	27,277	1,614	2,491	14,503	7,655	26,263	-	1,467	1,013
CO	29,246	29,246	188	6,862	5,439	10,575	23,064	188	204	6,086	9,383	15,862	-	6,182	7,202
Tarlac State University	257,808	257,808	47,559	53,719	84,047	63,817	249,142	45,937	54,198	66,818	74,291	241,244	-	8,666	7,898
Tarlac															
PS	163,275	163,275	35,141	38,622	41,689	47,170	162,622	34,968	38,794	42,301	46,559	162,622	-	653	-
MOOE	68,758	68,758	12,419	15,097	25,518	15,725	68,758	10,968	15,404	24,518	13,573	64,462	-	c	4,296
CO	25,775	25,775	-	-	16,840	922	17,762	-	-	-	14,160	14,160	-	8,013	3,602
Region IV-A	1,682,975	1,682,975	309,105	342,186	421,806	498,087	1,571,183	315,470	341,304	429,360	426,214	1,512,348	-	111,792	58,835
PS	1,050,877	1,050,877	241,035	267,484	256,172	283,390	1,048,081	252,906	277,667	261,893	250,813	1,043,278	-	2,795	4,803
MOOE	494,207	494,207	66,591	73,186	165,271	159,319	464,367	59,017	62,498	165,553	157,597	444,665	-	29,840	19,702
CO	137,891	137,891	1,478	1,516	362	55,378	58,734	3,547	1,140	1,913	17,804	24,404	-	79,157	34,330
Batangas State University	390,529	390,529	67,410	77,664	100,020	113,007	358,100	65,712	73,621	99,997	115,150	354,480	-	32,429	3,620
Batangas															
PS	239,908	239,908	50,991	61,259	58,472	69,187	239,908	50,544	59,771	58,232	70,694	239,240	-	-	669
MOOE	118,192	118,192	16,418	16,405	41,548	43,820	118,192	15,168	13,850	41,766	44,456	115,241	-	-	2,951
CO	32,429	32,429	-	-	-	-	-	-	-	-	-	-	-	32,429	-
Cavite State University	376,535	376,535	65,189	69,853	98,776	137,536	371,354	77,519	78,792	110,926	75,246	342,484	-	5,181	28,870
Cavite															
PS	222,973	222,973	47,969	53,037	54,347	67,619	222,972	60,347	64,484	64,434	33,707	222,972	-	1	-
MOOE	118,603	118,603	15,742	15,300	44,067	38,313	113,422	13,625	13,169	44,579	39,839	111,211	-	5,181	2,211
CO	34,959	34,959	1,478	1,516	362	31,603	34,959	3,547	1,140	1,913	1,700	8,300	-	-	26,659
Laguna State Polytechnic University	294,530	294,530	50,204	57,876	61,459	98,286	267,825	50,709	57,648	63,126	80,016	251,499	-	26,705	16,326
Laguna															
PS	179,746	179,746	36,528	46,362	42,085	53,834	178,809	37,246	46,694	42,909	51,131	177,980	-	938	828
MOOE	94,112	94,112	13,676	11,515	19,375	34,366	78,931	13,463	10,954	20,217	22,820	67,454	-	15,181	11,477
CO	20,672	20,672	-	-	-	10,086	10,086	-	-	-	6,065	6,065	-	10,586	4,021

Note: Differences between the totals and the sum of components are due to rounding-off.

NATIONAL GOVERNMENT OF THE REPUBLIC OF THE PHILIPPINES
Statement of Appropriations, Allotments, Obligations, Disbursements and Balances
 By Department/Office/Agency/Province/City
 For Fiscal Year 2014
 (in thousand pesos)

Statement D

Particulars	Appropriations Total	Allotments Total	Obligations					Disbursements					Unreleased Appropriations	Unobligated Allotments	Unpaid Obligations
			1st Qtr	2nd Qtr	3rd Qtr	4th Qtr	Total	1st Qtr	2nd Qtr	3rd Qtr	4th Qtr	Total			
Southern Luzon State University	278,264	278,264	47,395	54,169	73,616	75,274	250,454	42,622	48,620	67,376	86,160	244,778	-	27,810	5,677
Quezon															
PS	143,377	143,377	33,086	36,252	33,523	38,660	141,521	32,309	36,144	28,572	41,190	138,215	-	1,856	3,306
MOOE	102,275	102,275	14,308	17,917	40,093	29,781	102,100	10,314	12,476	38,804	38,136	99,730	-	175	2,371
CO	32,612	32,612	-	-	-	6,833	6,833	-	-	-	6,833	6,833	-	25,779	-
University of Rizal System	343,116	343,116	78,907	82,623	87,934	73,984	323,449	78,907	82,623	87,934	69,642	319,107	-	19,667	4,342
Rizal															
PS	264,872	264,872	72,460	70,575	67,746	54,090	264,871	72,460	70,575	67,746	54,090	264,871	-	1	-
MOOE	61,025	61,025	6,447	12,048	20,188	13,038	51,722	6,447	12,048	20,188	12,345	51,029	-	9,303	693
CO	17,219	17,219	-	-	-	6,856	6,856	-	-	-	3,207	3,207	-	10,363	3,649
Region IV-B	1,139,152	1,139,152	202,494	235,185	281,308	335,775	1,054,762	194,537	219,683	263,741	326,523	1,004,484	-	84,389	50,279
PS	708,007	708,007	158,999	183,309	160,603	197,525	700,436	157,252	179,812	158,205	193,999	689,267	-	7,570	11,169
MOOE	345,709	345,709	42,769	40,767	111,486	123,630	318,652	36,596	38,204	102,184	122,760	299,745	-	27,057	18,907
CO	85,436	85,436	726	11,109	9,220	14,620	35,674	689	1,666	3,352	9,764	15,472	-	49,762	20,202
Marinduque State College	110,191	110,191	19,354	23,349	24,287	40,709	107,699	18,921	23,083	22,735	41,862	106,601	-	2,493	1,098
Marinduque															
PS	75,122	75,122	16,122	19,522	14,377	23,760	73,781	16,047	19,528	13,591	24,283	73,449	-	1,342	332
MOOE	35,069	35,069	3,232	3,827	9,910	16,949	33,918	2,874	3,555	9,144	17,578	33,152	-	1,151	766
Mindoro State University	152,827	152,827	26,739	32,010	41,202	52,190	152,142	24,438	27,801	38,941	35,080	126,260	-	686	25,881
Mindoro Oriental															
PS	95,502	95,502	23,356	25,644	22,828	23,674	95,502	21,697	23,992	21,152	20,372	87,213	-	-	8,289
MOOE	50,084	50,084	2,660	6,367	18,375	21,997	49,398	2,055	3,809	17,789	14,708	38,361	-	686	11,037
CO	7,242	7,242	723	-	-	6,519	7,242	687	-	-	-	687	-	-	6,555
Occidental Mindoro State College	175,384	175,384	35,575	37,133	54,217	44,186	171,110	32,525	37,364	46,704	44,075	160,669	-	4,274	10,442
Mindoro Occidental															
PS	112,748	112,748	24,687	28,046	28,709	31,174	112,616	24,687	28,032	28,676	31,176	112,570	-	132	46
MOOE	48,270	48,270	10,888	7,974	16,297	9,152	44,312	7,838	9,165	17,194	9,160	43,358	-	3,958	954
CO	14,367	14,367	-	1,113	9,210	3,859	14,183	-	167	835	3,739	4,741	-	184	9,442
Palawan State University	281,402	281,402	53,010	57,571	61,084	76,200	247,865	52,520	55,655	60,377	77,178	245,730	-	33,537	2,135
Puerto Princesa City															
PS	176,714	176,714	40,108	49,132	39,109	47,449	175,798	40,108	47,346	39,205	49,012	175,671	-	916	127
MOOE	73,586	73,586	12,902	8,439	21,975	28,751	72,067	12,412	8,309	21,172	28,166	70,059	-	1,519	2,008
CO	31,102	31,102	-	-	-	-	-	-	-	-	-	-	-	31,102	-

Note: Differences between the totals and the sum of components are due to rounding-off.

NATIONAL GOVERNMENT OF THE REPUBLIC OF THE PHILIPPINES
Statement of Appropriations, Allotments, Obligations, Disbursements and Balances

Statement D

By Department/Office/Agency/Province/City
 For Fiscal Year 2014
 (in thousand pesos)

Particulars	Appropriations Total	Allotments Total	Obligations					Disbursements					Unreleased Appropriations	Unobligated Allotments	Unpaid Obligations
			1st Qtr	2nd Qtr	3rd Qtr	4th Qtr	Total	1st Qtr	2nd Qtr	3rd Qtr	4th Qtr	Total			
Romblon State University	201,290	201,290	34,772	38,602	54,535	68,660	196,569	34,102	38,995	54,287	68,512	195,895	-	-	674
Romblon															
PS	125,042	125,042	27,877	32,259	28,284	36,090	124,511	27,877	32,259	28,284	35,416	123,836	-	532	674
MOOE	76,248	76,248	6,895	6,343	26,251	32,570	72,059	6,224	6,735	26,003	33,096	72,059	-	4,189	-
Western Philippines University	218,057	218,057	33,045	46,519	45,983	53,830	179,377	32,031	36,786	40,696	59,816	169,329	-	38,679	10,048
Puerto Princesa City															
PS	122,879	122,879	26,850	28,706	27,296	35,377	118,229	26,836	28,656	27,297	33,740	116,529	-	4,649	1,700
MOOE	62,453	62,453	6,193	7,817	18,678	14,211	46,899	5,192	6,631	10,882	20,052	42,757	-	15,554	4,142
CO	32,725	32,725	3	9,996	9	4,242	14,249	2	1,499	2,517	6,024	10,043	-	18,476	4,206
Region V	2,226,130	2,226,130	381,848	421,470	515,250	679,700	1,998,269	348,022	415,734	502,987	581,113	1,847,857	-	227,862	150,412
PS	1,407,976	1,407,976	310,865	323,608	334,520	424,958	1,393,951	288,353	328,528	327,547	411,563	1,355,991	-	14,025	37,959
MOOE	590,752	590,752	67,430	96,444	172,820	138,737	475,431	56,118	87,159	173,473	136,417	453,166	-	115,321	22,265
CO	227,403	227,403	3,552	1,419	7,911	116,006	128,887	3,551	48	1,967	33,133	38,699	-	98,516	90,188
Bicol University	778,049	778,049	134,019	150,487	161,419	270,776	716,701	118,610	151,349	161,109	207,563	638,632	-	61,349	78,069
Legaspi City															
PS	469,373	469,373	107,606	111,350	106,096	140,878	465,931	97,945	118,157	107,292	141,253	464,648	-	3,442	1,283
MOOE	200,688	200,688	26,412	39,036	54,994	50,719	171,160	20,665	33,144	53,658	57,663	165,131	-	29,527	6,030
CO	107,989	107,989	-	102	329	79,179	79,609	-	48	158	8,647	8,853	-	28,380	70,756
Bicol State College of Applied Sciences and Technology	93,621	93,621	18,622	17,307	22,645	14,928	73,502	14,155	16,315	22,625	15,396	68,491	-	20,119	5,011
Naga City															
PS	50,838	50,838	12,843	12,714	14,314	10,963	50,834	10,902	11,843	12,937	11,848	47,530	-	4	3,304
MOOE	34,260	34,260	5,779	4,593	8,331	3,965	22,668	3,253	4,472	9,688	3,548	20,961	-	11,592	1,707
CO	8,523	8,523	-	-	-	-	-	-	-	-	-	-	-	8,523	-
Camarines Norte State College	194,681	194,681	35,958	36,588	43,337	69,903	185,787	32,210	35,234	40,644	54,972	163,060	-	8,894	22,726
Camarines Norte															
PS	147,420	147,420	33,157	33,848	30,977	45,545	143,527	29,852	32,510	28,407	37,605	128,374	-	3,892	15,154
MOOE	34,538	34,538	2,802	2,740	12,360	11,676	29,577	2,358	2,724	12,237	12,255	29,574	-	4,961	3
CO	12,723	12,723	-	-	-	12,683	12,683	-	-	-	5,113	5,113	-	40	7,570
Camarines Sur Polytechnic Colleges	108,000	108,000	19,020	19,628	33,038	31,923	103,608	18,238	17,155	27,566	39,567	102,527	-	4,392	1,081
Camarines Sur															
PS	48,845	48,845	9,285	10,724	11,513	16,764	48,286	9,285	10,320	11,513	16,764	47,883	-	559	404
MOOE	39,372	39,372	6,187	7,763	14,188	7,400	35,539	5,405	6,835	14,411	8,210	34,861	-	3,833	678
CO	19,783	19,783	3,548	1,141	7,336	7,758	19,783	3,548	-	1,642	14,593	19,783	-	c	-

Note: Differences between the totals and the sum of components are due to rounding-off.

NATIONAL GOVERNMENT OF THE REPUBLIC OF THE PHILIPPINES
Statement of Appropriations, Allotments, Obligations, Disbursements and Balances
 By Department/Office/Agency/Province/City
 For Fiscal Year 2014
 (in thousand pesos)

Statement D

Particulars	Appropriations Total	Allotments Total	Obligations					Disbursements					Unreleased Appropriations	Unobligated Allotments	Unpaid Obligations	
			1st Qtr	2nd Qtr	3rd Qtr	4th Qtr	Total	1st Qtr	2nd Qtr	3rd Qtr	4th Qtr	Total				
Central Bicol State University																
Agriculture	326,569	326,569	47,278	58,206	79,970	99,903	285,357	47,219	58,062	79,933	89,947	275,161	-	41,212	10,196	
Camarines Sur																
PS	212,919	212,919	40,698	46,934	52,601	72,075	212,308	40,698	46,934	52,591	69,665	209,887	-	611	2,421	
MOOE	92,613	92,613	6,581	11,272	27,369	27,673	72,894	6,522	11,128	27,342	20,127	65,118	-	19,719	7,775	
CO	21,037	21,037	-	-	-	155	155	-	-	-	155	155	-	20,882	-	
Catanduanes State Colleges	250,211	250,211	46,763	50,708	61,387	65,549	224,406	45,765	49,199	62,022	60,467	217,454	-	25,805	6,953	
Catanduanes																
PS	180,974	180,974	39,241	43,416	45,899	52,418	180,973	39,217	43,222	45,871	52,663	180,973	-	c	-	
MOOE	47,682	47,682	7,518	7,116	15,242	8,995	38,871	6,545	5,977	15,984	6,119	34,625	-	8,811	4,246	
CO	21,555	21,555	4	176	246	4,136	4,562	3	-	167	1,685	1,855	-	16,993	2,707	
Dr. Emilio B. Espinosa, Sr. Memorial State College of Agriculture and Technology	82,642	82,642	12,083	16,408	23,016	21,091	72,598	12,083	16,408	23,016	21,021	72,528	-	10,044	71	
Masbate																
PS	45,946	45,946	9,845	12,627	11,902	11,564	45,939	9,845	12,627	11,902	11,516	45,890	-	8	48	
MOOE	29,613	29,613	2,238	3,781	11,113	6,818	23,950	2,238	3,781	11,113	6,795	23,927	-	5,663	22	
CO	7,083	7,083	-	-	-	2,710	2,710	-	-	-	2,710	2,710	-	4,373	-	
Partido State University	192,302	192,302	30,831	34,337	44,676	63,720	173,564	29,886	34,360	44,546	51,914	160,706	-	18,738	12,858	
Camarines Sur																
PS	130,279	130,279	27,410	27,608	30,384	43,158	128,561	26,577	27,613	30,367	40,705	125,262	-	1,718	3,299	
MOOE	49,907	49,907	3,421	6,728	14,291	11,176	35,617	3,309	6,747	14,179	10,978	35,213	-	14,290	404	
CO	12,116	12,116	-	-	-	9,386	9,386	-	-	-	230	230	-	2,730	9,155	
Sorsogon State College	200,055	200,055	37,273	37,802	45,764	41,908	162,746	29,855	37,651	41,527	40,266	149,299	-	37,309	13,448	
Sorsogon																
PS	121,383	121,383	30,780	24,387	30,832	31,592	117,591	24,032	25,301	26,667	29,544	105,544	-	3,792	12,047	
MOOE	62,078	62,078	6,493	13,415	14,931	10,316	45,155	5,823	12,350	14,860	10,722	43,755	-	16,923	1,400	
CO	16,594	16,594	-	-	-	-	-	-	-	-	-	-	-	16,594	-	
Region VI	2,918,254	2,918,254	465,020	594,778	597,737	811,017	2,468,553	462,614	590,803	594,185	784,097	2,431,699	-	449,701	36,854	
PS	1,975,665	1,975,665	403,227	481,264	441,937	614,550	1,940,977	399,338	477,984	444,301	607,781	1,929,403	-	34,688	11,574	
MOOE	575,308	575,308	61,793	113,514	154,166	166,543	496,017	63,277	112,819	149,347	166,838	492,280	-	79,291	3,737	
CO	367,281	367,281	-	-	1,635	29,924	31,558	-	-	538	9,478	10,016	-	335,723	21,543	

Note: Differences between the totals and the sum of components are due to rounding-off.

NATIONAL GOVERNMENT OF THE REPUBLIC OF THE PHILIPPINES
Statement of Appropriations, Allotments, Obligations, Disbursements and Balances

Statement D

By Department/Office/Agency/Province/City
 For Fiscal Year 2014
 (in thousand pesos)

Particulars	Appropriations Total	Allotments Total	Obligations					Disbursements					Unreleased Appropriations	Unobligated Allotments	Unpaid Obligations
			1st Qtr	2nd Qtr	3rd Qtr	4th Qtr	Total	1st Qtr	2nd Qtr	3rd Qtr	4th Qtr	Total			
Aklan State University	258,189	258,189	45,206	60,964	55,043	72,560	233,773	45,206	60,964	55,043	72,560	233,773	-	24,416	-
Aklan															
PS	185,476	185,476	39,994	51,801	42,833	50,797	185,424	39,994	51,801	42,833	50,797	185,424	-	52	-
MOOE	53,436	53,436	5,213	9,164	12,210	21,671	48,257	5,213	9,164	12,210	21,671	48,257	-	5,179	-
CO	19,277	19,277	-	-	-	92	92	-	-	-	92	92	-	19,185	-
Capiz State University	488,251	488,251	74,417	98,691	107,597	111,184	391,888	74,274	98,833	107,597	111,184	391,888	-	96,363	-
Capiz															
PS	330,410	330,410	68,540	83,744	84,513	92,988	329,785	68,538	83,746	84,513	92,988	329,785	-	626	-
MOOE	80,939	80,939	5,876	14,947	23,084	18,196	62,104	5,737	15,087	23,084	18,196	62,104	-	18,835	-
CO	76,902	76,902	-	-	-	-	-	-	-	-	-	-	-	76,902	-
Carlos C. Hilado Memorial State College	207,124	207,124	34,476	46,917	36,402	61,226	179,022	33,165	44,956	39,624	61,277	179,022	-	28,102	-
Negros Occidental															
PS	138,474	138,474	29,796	39,853	24,545	43,895	138,089	28,627	37,749	27,817	43,895	138,089	-	385	-
MOOE	48,729	48,729	4,680	7,064	11,857	17,331	40,933	4,537	7,207	11,807	17,381	40,933	-	7,796	-
CO	19,921	19,921	-	-	-	-	-	-	-	-	-	-	-	19,921	-
Guimaras State College	50,748	50,748	9,027	11,096	12,161	15,505	47,789	8,935	11,166	12,071	12,818	44,989	-	2,960	2,800
Guimaras															
PS	34,025	34,025	7,238	8,390	6,869	11,492	33,989	7,146	8,460	6,891	9,687	32,184	-	36	1,805
MOOE	15,201	15,201	1,789	2,706	5,291	4,014	13,800	1,789	2,706	5,180	3,131	12,805	-	1,401	995
CO	1,523	1,523	-	-	-	-	-	-	-	-	-	-	-	1,523	-
Iloilo State University of Science and Technology	190,050	190,050	33,713	40,493	37,174	51,712	163,091	33,645	40,395	37,339	51,712	163,091	-	26,959	-
Iloilo City															
PS	148,446	148,446	29,587	33,697	31,778	43,152	138,214	29,555	33,728	31,780	43,152	138,214	-	10,232	-
MOOE	24,877	24,877	4,126	6,795	5,396	8,560	24,877	4,090	6,667	5,559	8,560	24,877	-	-	-
CO	16,727	16,727	-	-	-	-	-	-	-	-	-	-	-	16,727	-
Central Philippines State University	69,154	69,154	14,222	16,478	17,591	18,986	67,277	14,042	16,312	17,881	19,042	67,277	-	1,877	-
Kabankalan City															
PS	42,289	42,289	9,647	10,380	9,894	12,286	42,207	9,479	10,256	10,182	12,290	42,207	-	81	-
MOOE	26,865	26,865	4,575	6,098	7,697	6,700	25,070	4,563	6,056	7,699	6,752	25,070	-	1,795	-
Northern Iloilo State University	346,135	346,135	45,865	57,351	60,702	73,067	236,986	45,865	56,787	60,008	65,934	228,593	-	109,149	8,393
Iloilo															
PS	206,160	206,160	41,383	51,602	46,522	66,284	205,790	41,383	51,037	45,932	60,708	199,060	-	369	6,730
MOOE	35,868	35,868	4,482	5,749	14,181	6,783	31,195	4,482	5,749	14,076	5,226	29,533	-	4,673	1,663
CO	104,107	104,107	-	-	-	-	-	-	-	-	-	-	-	104,107	-

Note: Differences between the totals and the sum of components are due to rounding-off.

NATIONAL GOVERNMENT OF THE REPUBLIC OF THE PHILIPPINES
Statement of Appropriations, Allotments, Obligations, Disbursements and Balances

Statement D

By Department/Office/Agency/Province/City
 For Fiscal Year 2014
 (in thousand pesos)

Particulars	Appropriations Total	Allotments Total	Obligations					Disbursements					Unreleased Appropriations	Unobligated Allotments	Unpaid Obligations
			1st Qtr	2nd Qtr	3rd Qtr	4th Qtr	Total	1st Qtr	2nd Qtr	3rd Qtr	4th Qtr	Total			
Northern Negros State College of															
Science and Technology	98,986	98,986	12,204	22,178	17,666	32,050	84,098	13,590	21,569	15,578	28,375	79,112	-	14,888	4,986
Sagay City															
PS	32,033	32,033	6,541	7,955	7,301	10,237	32,033	5,231	7,765	6,773	9,661	29,431	-	c	2,602
MOOE	51,589	51,589	5,663	14,224	10,365	14,388	44,640	8,358	13,804	8,805	13,456	44,423	-	6,949	217
CO	15,364	15,364	-	-	-	7,425	7,425	-	-	-	5,258	5,258	-	7,939	2,167
University of Antique	156,102	156,102	26,681	30,498	29,168	42,565	128,912	26,662	30,044	29,124	43,082	128,912	-	27,189	-
Antique															
PS	107,260	107,260	23,758	25,705	23,443	32,197	105,103	23,758	25,512	23,635	32,199	105,103	-	2,157	-
MOOE	28,506	28,506	2,923	4,793	5,465	10,368	23,548	2,904	4,532	5,490	10,622	23,548	-	4,958	-
CO	20,336	20,336	-	-	261	-	261	-	-	-	261	261	-	20,075	-
Iloilo Science & Technology															
University	325,746	325,746	60,032	83,989	72,673	95,426	312,119	59,480	83,989	72,673	77,185	293,327	-	13,627	18,792
Iloilo City															
PS	235,049	235,049	50,472	62,398	54,991	67,020	234,881	49,920	62,398	54,991	67,320	234,629	-	167	252
MOOE	63,549	63,549	9,560	21,591	17,143	5,999	54,293	9,560	21,591	17,143	5,999	54,293	-	9,256	c
CO	27,148	27,148	-	-	538	22,407	22,945	-	-	538	3,867	4,405	-	4,203	18,540
West Visayas State															
University	727,769	727,769	109,178	126,123	151,561	236,736	623,598	107,752	125,787	147,248	240,929	621,715	-	104,172	1,883
Iloilo City															
PS	516,044	516,044	96,272	105,740	109,248	184,201	495,461	95,707	105,532	108,953	185,084	495,277	-	20,583	184
MOOE	145,749	145,749	12,907	20,383	41,477	52,534	127,301	12,044	20,255	38,294	55,845	126,438	-	18,448	863
CO	65,976	65,976	-	-	836	-	836	-	-	-	-	-	-	65,140	836
Region VII	1,433,726	1,433,726	222,771	273,191	274,602	495,007	1,265,572	222,226	273,087	274,251	348,177	1,117,742	-	168,154	147,829
PS	790,635	790,635	172,400	209,230	148,543	247,272	777,445	172,396	209,230	148,543	242,545	772,714	-	13,191	4,731
MOOE	397,721	397,721	50,372	50,064	125,789	111,750	337,975	49,830	49,960	125,438	96,225	321,454	-	59,746	16,522
CO	245,370	245,370	-	13,897	270	135,985	150,152	-	13,897	270	9,408	23,574	-	95,218	126,577
Bohol Island State University	343,137	343,137	35,593	40,586	74,845	190,812	341,836	35,589	40,586	74,845	70,472	221,492	-	1,301	120,344
Tagbilaran City															
PS	150,980	150,980	28,836	33,159	32,883	54,981	149,859	28,836	33,159	32,883	54,981	149,859	-	1,121	-
MOOE	79,420	79,420	6,757	7,427	41,962	23,095	79,241	6,753	7,427	41,962	15,491	71,633	-	179	7,608
CO	112,736	112,736	-	-	-	112,736	112,736	-	-	-	-	-	-	c	112,736

Note: Differences between the totals and the sum of components are due to rounding-off.

NATIONAL GOVERNMENT OF THE REPUBLIC OF THE PHILIPPINES
Statement of Appropriations, Allotments, Obligations, Disbursements and Balances

Statement D

By Department/Office/Agency/Province/City
 For Fiscal Year 2014
 (in thousand pesos)

Particulars	Appropriations Total	Allotments Total	Obligations					Disbursements					Unreleased Appropriations	Unobligated Allotments	Unpaid Obligations
			1st Qtr	2nd Qtr	3rd Qtr	4th Qtr	Total	1st Qtr	2nd Qtr	3rd Qtr	4th Qtr	Total			
Cebu Normal University	258,547	258,547	33,594	32,353	38,709	67,197	171,853	33,594	32,353	38,709	53,339	157,995	-	86,694	13,858
Cebu City															
PS	93,944	93,944	22,130	21,224	20,019	25,652	89,025	22,130	21,224	20,019	25,635	89,008	-	4,919	17
MOOE	95,326	95,326	11,464	11,129	18,420	20,681	61,694	11,464	11,129	18,420	20,681	61,694	-	33,632	-
CO	69,277	69,277	-	-	270	20,864	21,134	-	-	270	7,023	7,293	-	48,143	13,841
Cebu Technological University	525,951	525,951	99,433	138,451	97,872	140,517	476,273	99,433	138,451	97,872	132,183	467,940	-	49,678	8,334
Cebu City															
PS	333,561	333,561	75,882	106,112	53,169	97,476	332,639	75,882	106,112	53,169	92,762	327,925	-	922	4,714
MOOE	135,039	135,039	23,552	18,443	44,702	40,656	127,353	23,552	18,443	44,702	37,036	123,733	-	7,686	3,620
CO	57,352	57,352	-	13,897	-	2,385	16,282	-	13,897	-	2,385	16,282	-	41,070	-
Negros Oriental State University	240,354	240,354	43,135	50,095	49,942	72,805	215,977	42,598	49,991	49,651	73,349	215,589	-	24,377	389
Dumaguete City															
PS	173,936	173,936	36,602	39,322	33,829	57,917	167,670	36,602	39,322	33,829	57,917	167,670	-	6,266	-
MOOE	66,419	66,419	6,533	10,773	16,113	14,887	48,307	5,996	10,669	15,822	15,432	47,919	-	18,111	389
Siquijor State College	65,737	65,737	11,016	11,706	13,234	23,677	59,632	11,012	11,706	13,175	18,835	54,727	-	6,105	4,905
Siquijor															
PS	38,215	38,215	8,950	9,413	8,643	11,246	38,252	8,947	9,413	8,643	11,249	38,252	-	(37)	-
MOOE	21,517	21,517	2,066	2,292	4,591	12,431	21,380	2,066	2,292	4,532	7,585	16,475	-	137	4,905
CO	6,005	6,005	-	-	-	-	-	-	-	-	-	-	-	6,005	-
Region VIII	2,842,827	2,842,827	449,943	520,639	589,375	889,849	2,449,807	430,071	523,174	575,294	710,547	2,239,085	-	393,020	210,721
PS	1,751,652	1,751,652	369,722	430,534	381,718	554,061	1,736,036	370,108	429,820	383,078	527,639	1,710,645	-	15,616	25,390
MOOE	426,564	426,564	78,552	78,334	122,050	118,069	397,005	58,763	80,969	125,588	104,442	369,763	-	29,558	27,242
CO	664,611	664,611	1,669	11,771	85,608	217,718	316,766	1,200	12,384	66,627	78,466	158,677	-	347,845	158,088
Eastern Samar State University	508,486	508,486	52,337	67,213	67,417	191,115	378,082	51,985	66,294	67,703	103,521	289,504	-	130,404	88,579
Eastern Samar															
PS	229,445	229,445	46,775	59,946	50,293	71,600	228,614	46,775	59,946	50,293	71,549	228,563	-	831	51
MOOE	48,086	48,086	5,563	7,267	16,785	13,521	43,136	5,211	6,348	17,072	14,348	42,978	-	4,950	158
CO	230,956	230,956	-	-	338	105,994	106,333	-	-	338	17,624	17,963	-	124,623	88,370
Eastern Visayas State University	402,758	402,758	51,964	62,165	59,798	148,921	322,847	52,657	62,674	57,699	92,191	265,222	-	79,911	57,625
Tacloban City															
PS	229,840	229,840	46,792	51,301	47,382	83,724	229,199	47,650	52,260	45,565	67,906	213,381	-	640	15,818
MOOE	44,830	44,830	5,172	8,037	12,415	11,767	37,391	5,007	7,587	12,134	4,380	29,108	-	7,439	8,283
CO	128,089	128,089	-	2,827	-	53,430	56,257	-	2,827	-	19,905	22,732	-	71,832	33,525

Note: Differences between the totals and the sum of components are due to rounding-off.

NATIONAL GOVERNMENT OF THE REPUBLIC OF THE PHILIPPINES
Statement of Appropriations, Allotments, Obligations, Disbursements and Balances
 By Department/Office/Agency/Province/City
 For Fiscal Year 2014
 (in thousand pesos)

Statement D

Particulars	Appropriations Total	Allotments Total	Obligations					Disbursements					Unreleased Appropriations	Unobligated Allotments	Unpaid Obligations
			1st Qtr	2nd Qtr	3rd Qtr	4th Qtr	Total	1st Qtr	2nd Qtr	3rd Qtr	4th Qtr	Total			
Leyte Normal University	197,456	197,456	45,984	29,231	46,619	52,575	174,409	30,363	35,089	36,403	42,708	144,564	-	23,047	29,845
Leyte															
PS	110,755	110,755	21,181	22,761	21,785	43,059	108,787	20,587	23,347	21,874	40,075	105,883	-	1,969	2,904
MOOE	48,874	48,874	24,802	6,465	6,272	9,156	46,696	9,776	11,738	11,044	2,633	35,191	-	2,179	11,505
CO	37,826	37,826	-	5	18,562	360	18,926	-	5	3,486	-	3,490	-	18,900	15,436
Naval State University	135,231	135,231	25,848	31,378	35,889	34,252	127,367	26,235	29,401	35,281	32,956	123,873	-	7,865	3,493
Biliran															
PS	93,723	93,723	20,915	18,968	26,986	25,016	91,885	22,761	18,059	28,437	20,729	89,986	-	1,839	1,899
MOOE	29,386	29,386	4,933	3,659	8,293	7,950	24,835	3,474	2,732	6,660	10,598	23,465	-	4,552	1,370
CO	12,122	12,122	-	8,752	609	1,286	10,647	-	8,610	184	1,629	10,423	-	1,475	225
Northwest Samar State University	117,133	117,133	20,505	27,652	27,424	34,741	110,322	19,566	28,215	28,013	29,775	105,569	-	6,810	4,753
Calbayog City															
PS	84,758	84,758	16,763	23,424	20,869	23,255	84,312	16,703	23,463	20,887	23,258	84,311	-	447	1
MOOE	27,441	27,441	3,742	4,228	6,555	7,039	21,563	2,863	4,752	7,126	6,332	21,073	-	5,877	491
CO	4,934	4,934	-	-	-	4,447	4,447	-	-	-	186	186	-	487	4,261
Palompon Institute of Technology	131,075	131,075	19,653	25,574	24,239	39,446	108,912	19,653	25,574	24,239	39,446	108,912	-	22,162	-
Leyte															
PS	92,280	92,280	18,337	22,591	18,761	31,316	91,005	18,337	22,591	18,761	31,316	91,005	-	1,276	-
MOOE	13,753	13,753	1,316	2,795	5,441	4,191	13,745	1,316	2,795	5,441	4,191	13,745	-	9	-
CO	25,041	25,041	-	188	37	3,938	4,163	-	188	37	3,938	4,163	-	20,878	-
Samar State University	176,545	176,545	32,167	37,968	36,344	53,650	160,129	30,389	38,808	35,846	52,921	157,965	-	16,417	2,164
Samar															
PS	134,419	134,419	28,760	29,317	29,711	44,780	132,568	27,579	29,059	29,356	45,816	131,811	-	1,851	757
MOOE	26,311	26,311	3,408	8,650	6,581	6,900	25,540	2,810	8,995	6,447	6,828	25,080	-	772	460
CO	15,815	15,815	-	-	52	1,969	2,021	-	754	43	277	1,074	-	13,794	947
Southern Leyte State University	218,245	218,245	40,321	45,177	43,831	67,153	196,482	39,935	44,757	44,579	65,754	195,025	-	21,763	1,457
Southern Leyte															
PS	155,032	155,032	33,034	38,370	31,458	49,665	152,528	32,697	37,951	32,214	49,665	152,528	-	2,505	-
MOOE	40,862	40,862	7,287	6,806	11,244	13,590	38,928	7,238	6,806	11,235	12,191	37,471	-	1,935	1,457
CO	22,351	22,351	-	-	1,130	3,897	5,027	-	-	1,130	3,897	5,027	-	17,324	-

Note: Differences between the totals and the sum of components are due to rounding-off.

NATIONAL GOVERNMENT OF THE REPUBLIC OF THE PHILIPPINES
Statement of Appropriations, Allotments, Obligations, Disbursements and Balances

Statement D

By Department/Office/Agency/Province/City
 For Fiscal Year 2014
 (in thousand pesos)

Particulars	Appropriations Total	Allotments Total	Obligations					Disbursements					Unreleased Appropriations	Unobligated Allotments	Unpaid Obligations
			1st Qtr	2nd Qtr	3rd Qtr	4th Qtr	Total	1st Qtr	2nd Qtr	3rd Qtr	4th Qtr	Total			
University of Eastern Philippines	336,413	336,413	66,690	77,567	91,688	82,640	318,585	66,689	77,568	91,483	82,845	318,585	-	17,828	-
Northern Samar															
PS	253,974	253,974	60,113	67,599	58,361	67,447	253,520	60,049	67,589	58,920	66,962	253,520	-	454	-
MOOE	60,052	60,052	6,577	9,968	28,618	14,889	60,052	6,640	9,979	28,651	14,782	60,052	-	-	-
CO	22,387	22,387	-	-	4,709	304	5,013	-	-	3,912	1,101	5,013	-	17,374	-
Visayas State University	619,483	619,483	94,473	116,715	156,125	185,357	552,671	92,598	114,792	154,047	168,429	529,866	-	66,813	22,805
Leyte															
PS	367,425	367,425	77,053	96,256	76,111	114,198	363,618	76,970	95,556	76,771	110,361	359,658	-	3,806	3,960
MOOE	86,968	86,968	15,751	20,458	19,844	29,067	85,121	14,428	19,236	19,778	28,159	81,601	-	1,847	3,520
CO	165,090	165,090	1,669	-	60,171	42,092	103,932	1,200	-	57,498	29,909	88,607	-	61,159	15,325
Region IX	1,083,262	1,083,262	183,544	204,421	212,767	326,818	927,550	177,911	192,578	210,875	311,466	892,831	-	155,712	34,719
PS	696,502	696,502	151,486	167,982	158,197	211,815	689,480	150,071	161,267	160,433	208,313	680,085	-	7,022	9,395
MOOE	285,450	285,450	31,653	33,702	52,927	107,008	225,290	27,571	31,230	49,473	99,375	207,649	-	60,160	17,642
CO	101,311	101,311	405	2,737	1,643	7,995	12,780	269	81	970	3,777	5,097	-	88,531	7,683
J. H. Cerilles State College	100,122	100,122	17,252	20,774	19,842	39,254	97,122	16,350	20,103	19,307	35,390	91,150	-	3,000	5,972
Zamboanga del Sur															
PS	64,204	64,204	14,404	15,964	14,170	19,651	64,189	14,404	15,964	14,170	19,651	64,189	-	15	-
MOOE	35,195	35,195	2,849	4,410	5,672	19,280	32,210	1,946	4,139	5,137	15,372	26,594	-	2,985	5,616
CO	723	723	-	400	-	323	723	-	-	-	367	367	-	-	356
Jose Rizal Memorial State University	246,837	246,837	41,806	48,441	41,485	87,329	219,062	40,058	39,778	40,960	89,911	210,707	-	27,775	8,355
Zamboanga del Norte															
PS	166,403	166,403	35,864	42,989	35,560	49,876	164,288	35,186	36,531	37,239	52,175	161,130	-	2,115	3,158
MOOE	80,211	80,211	5,856	5,380	5,873	37,453	54,562	4,873	3,247	3,668	37,736	49,524	-	25,649	5,038
CO	223	223	86	72	53	-	211	-	-	53	-	53	-	12	159
Western Mindanao State University	482,763	482,763	80,069	86,349	100,943	129,533	396,894	78,888	82,660	101,682	119,495	382,725	-	85,869	14,169
Zamboanga City															
PS	302,787	302,787	65,007	67,936	70,456	94,992	298,391	64,275	67,679	71,027	89,195	292,176	-	4,396	6,215
MOOE	120,966	120,966	15,012	16,230	30,487	28,095	89,824	14,613	14,980	29,804	29,640	89,038	-	31,142	786
CO	59,010	59,010	50	2,183	(1)	6,446	8,679	-	-	851	659	1,511	-	50,331	7,168
Zamboanga City State Polytechnic College	106,562	106,562	21,155	20,650	24,189	29,008	95,002	19,548	21,658	24,135	29,528	94,870	-	11,560	133
Zamboanga City															
PS	71,489	71,489	17,311	17,754	16,732	19,631	71,428	17,307	17,754	16,718	19,627	71,407	-	61	21
MOOE	22,358	22,358	3,844	2,896	7,458	8,151	22,348	2,241	3,903	7,417	8,676	22,237	-	10	111
CO	12,715	12,715	-	-	-	1,226	1,226	-	-	-	1,226	1,226	-	11,489	-

Note: Differences between the totals and the sum of components are due to rounding-off.

NATIONAL GOVERNMENT OF THE REPUBLIC OF THE PHILIPPINES
Statement of Appropriations, Allotments, Obligations, Disbursements and Balances

Statement D

By Department/Office/Agency/Province/City
 For Fiscal Year 2014
 (in thousand pesos)

Particulars	Appropriations Total	Allotments Total	Obligations					Disbursements					Unreleased Appropriations	Unobligated Allotments	Unpaid Obligations
			1st Qtr	2nd Qtr	3rd Qtr	4th Qtr	Total	1st Qtr	2nd Qtr	3rd Qtr	4th Qtr	Total			
Zamboanga State College of Marine Sciences and Technology	146,979	146,979	23,262	28,206	26,308	41,694	119,470	23,067	28,380	24,791	37,142	113,380	-	27,508	6,090
Zamboanga City															
PS	91,618	91,618	18,899	23,339	21,279	27,665	91,183	18,899	23,339	21,279	27,665	91,183	-	435	-
MOOE	26,720	26,720	4,094	4,785	3,438	14,029	26,346	3,899	4,959	3,446	7,951	20,256	-	374	6,090
CO	28,640	28,640	269	81	1,591	-	1,941	269	81	65	1,525	1,941	-	26,699	-
Region X	1,802,194	1,802,194	319,438	347,495	400,780	539,080	1,606,793	281,652	359,290	382,968	483,078	1,506,988	-	195,401	99,805
PS	1,120,776	1,120,776	265,115	273,883	242,276	334,618	1,115,892	241,174	288,780	248,936	334,840	1,113,731	-	4,884	2,162
MOOE	430,441	430,441	54,323	71,003	119,137	136,777	381,240	40,478	70,463	117,707	119,004	347,652	-	49,201	33,588
CO	250,977	250,977	-	2,608	39,367	67,685	109,660	-	47	16,325	29,233	45,605	-	141,316	64,055
Bukidnon State University	181,592	181,592	31,063	34,059	66,574	43,692	175,388	29,982	34,757	44,709	55,405	164,854	-	6,204	10,535
Malaybalay City															
PS	96,632	96,632	21,527	23,897	20,141	28,427	93,992	21,527	23,897	20,141	28,427	93,992	-	2,640	-
MOOE	50,680	50,680	9,536	10,162	14,479	13,923	48,100	8,455	10,860	14,285	12,075	45,675	-	2,580	2,426
CO	34,280	34,280	-	-	31,954	1,342	33,296	-	-	10,284	14,903	25,187	-	984	8,109
Camiguin Polytechnic State College	49,008	49,008	9,323	11,517	13,514	14,334	48,689	9,280	10,818	11,726	15,361	47,186	-	320	1,503
Camiguin															
PS	32,864	32,864	7,346	8,377	7,788	9,212	32,723	7,346	7,964	6,333	9,700	31,344	-	141	1,379
MOOE	16,144	16,144	1,976	3,140	5,727	5,122	15,966	1,934	2,854	5,393	5,662	15,842	-	179	124
Central Mindanao University	493,818	493,818	77,675	99,048	112,034	137,611	426,368	70,639	98,090	113,166	132,982	414,877	-	67,450	11,491
Bukidnon															
PS	328,032	328,032	63,198	79,132	77,766	105,484	325,579	61,988	78,502	79,588	104,784	324,862	-	2,453	718
MOOE	95,616	95,616	14,477	17,354	26,913	28,809	87,553	8,651	19,588	27,595	26,529	82,362	-	8,063	5,191
CO	70,169	70,169	-	2,562	7,355	3,319	13,235	-	-	5,983	1,670	7,653	-	56,934	5,582
Mindanao University of Science and Technology	228,125	228,125	30,749	40,843	48,229	106,609	226,430	29,633	33,896	53,135	65,625	182,289	-	1,695	44,141
Cagayan de Oro City															
PS	118,911	118,911	23,826	30,782	21,727	42,246	118,580	23,808	25,947	25,848	42,928	118,530	-	331	50
MOOE	67,468	67,468	6,923	10,061	26,502	22,617	66,104	5,825	7,949	27,287	22,697	63,758	-	1,364	2,345
CO	41,746	41,746	-	-	-	41,746	41,746	-	-	-	-	-	-	-	41,746
MSU - Iligan Institute of Technology	738,483	738,483	156,006	145,861	139,068	193,274	634,209	127,860	165,340	139,392	172,242	604,833	-	104,274	29,375
Iligan City															
PS	484,449	484,449	137,317	118,057	103,005	126,847	485,226	114,604	138,861	105,148	126,612	485,226	-	(777)	-
MOOE	167,985	167,985	18,689	27,804	36,063	50,171	132,726	13,256	26,479	34,244	37,803	111,781	-	35,259	20,945
CO	86,049	86,049	-	-	-	16,256	16,256	-	-	-	7,826	7,826	-	69,793	8,430

Note: Differences between the totals and the sum of components are due to rounding-off.

NATIONAL GOVERNMENT OF THE REPUBLIC OF THE PHILIPPINES
Statement of Appropriations, Allotments, Obligations, Disbursements and Balances

Statement D

By Department/Office/Agency/Province/City
 For Fiscal Year 2014
 (in thousand pesos)

Particulars	Appropriations Total	Allotments Total	Obligations					Disbursements					Unreleased Appropriations	Unobligated Allotments	Unpaid Obligations
			1st Qtr	2nd Qtr	3rd Qtr	4th Qtr	Total	1st Qtr	2nd Qtr	3rd Qtr	4th Qtr	Total			
Misamis Oriental State College of Agriculture and Technology	75,821	75,821	9,089	9,833	14,409	30,124	63,454	8,725	10,056	14,398	29,668	62,847	-	12,368	607
Misamis Oriental															
PS	39,575	39,575	7,894	8,828	7,438	15,367	39,527	7,894	8,798	7,467	15,353	39,512	-	47	15
MOOE	20,556	20,556	1,195	958	6,913	9,735	18,800	831	1,211	6,873	9,481	18,396	-	1,756	404
CO	15,691	15,691	-	47	58	5,022	5,127	-	47	58	4,834	4,939	-	10,564	188
Northwestern Mindanao State College															
Sciences and Technology	35,347	35,347	5,533	6,333	6,952	13,437	32,256	5,533	6,333	6,443	11,794	30,103	-	3,091	2,153
Misamis Occidental															
PS	20,314	20,314	4,007	4,810	4,412	7,036	20,265	4,007	4,810	4,412	7,036	20,265	-	49	-
MOOE	11,991	11,991	1,527	1,523	2,541	6,401	11,991	1,527	1,523	2,031	4,757	9,838	-	-	2,153
CO	3,042	3,042	-	-	-	-	-	-	-	-	-	-	-	3,042	-
Region XI	711,443	711,443	96,425	112,531	157,446	305,390	671,792	94,872	111,599	153,950	237,123	597,545	-	39,652	74,247
PS	372,473	372,473	72,462	84,963	83,790	128,344	369,559	72,268	84,090	83,740	129,296	369,395	-	2,914	164
MOOE	220,429	220,429	23,890	25,143	72,692	93,731	215,455	22,531	25,629	68,700	80,753	197,613	-	4,973	17,843
CO	118,542	118,542	73	2,425	965	83,315	86,777	73	1,880	1,510	27,075	30,537	-	31,765	56,240
Davao del Norte State College	104,629	104,629	11,699	15,595	31,411	37,839	96,544	11,316	15,322	28,377	19,976	74,990	-	8,085	21,554
Panabo City															
PS	48,635	48,635	9,983	11,729	14,310	12,610	48,632	9,794	11,861	14,314	12,626	48,595	-	3	37
MOOE	36,922	36,922	1,683	1,815	16,449	15,797	35,744	1,489	1,955	12,865	2,673	18,983	-	1,178	16,761
CO	19,072	19,072	33	2,050	653	9,432	12,167	33	1,505	1,198	4,677	7,412	-	6,905	4,755
Davao Oriental State College of Sciences and Technology	126,685	126,685	14,580	19,659	34,319	55,708	124,265	14,195	18,858	33,511	40,730	107,294	-	2,420	16,971
Mati City															
PS	57,630	57,630	12,179	15,110	15,746	16,353	59,389	12,174	14,517	15,408	17,290	59,389	-	(1,759)	c
MOOE	48,561	48,561	2,401	4,549	18,427	20,467	45,843	2,021	4,341	17,956	20,491	44,809	-	2,718	1,033
CO	20,494	20,494	-	-	146	18,887	19,033	-	-	146	2,950	3,096	-	1,461	15,937
Southern Philippines Agri-Business and Marine Aquatic School of Technology	86,619	86,619	10,611	12,314	23,646	25,887	72,458	10,611	12,219	23,741	25,887	72,458	-	14,161	-
Davao del Sur															
PS	44,275	44,275	8,916	10,372	10,796	13,893	43,977	8,916	10,277	10,891	13,893	43,977	-	298	-
MOOE	28,402	28,402	1,695	1,942	12,684	11,900	28,221	1,695	1,942	12,684	11,900	28,221	-	181	-
CO	13,942	13,942	-	-	166	94	260	-	-	166	94	260	-	13,682	-

Note: Differences between the totals and the sum of components are due to rounding-off.

NATIONAL GOVERNMENT OF THE REPUBLIC OF THE PHILIPPINES
Statement of Appropriations, Allotments, Obligations, Disbursements and Balances
By Department/Office/Agency/Province/City
For Fiscal Year 2014
(in thousand pesos)

Statement D

Particulars	Appropriations Total	Allotments Total	Obligations					Disbursements					Unreleased Appropriations	Unobligated Allotments	Unpaid Obligations
			1st Qtr	2nd Qtr	3rd Qtr	4th Qtr	Total	1st Qtr	2nd Qtr	3rd Qtr	4th Qtr	Total			
University of Southeastern Philippines	393,511	393,511	59,535	64,964	68,070	185,956	378,525	58,750	65,201	68,322	150,530	342,803	-	14,985	35,723
Davao City															
PS	221,932	221,932	41,384	47,752	42,938	85,488	217,561	41,384	47,435	43,128	85,488	217,434	-	4,371	127
MOOE	106,544	106,544	18,111	16,838	25,132	45,566	105,647	17,326	17,391	25,194	45,688	105,599	-	897	48
CO	65,034	65,034	41	374	-	54,902	55,317	41	374	-	19,354	19,769	-	9,717	35,548
Region XII	872,248	872,248	148,322	180,566	210,891	327,600	867,379	142,234	177,026	198,782	329,845	847,888	-	4,869	19,491
PS	605,422	605,422	125,927	139,467	147,254	188,722	601,369	121,034	137,560	134,950	203,309	596,852	-	4,053	4,516
MOOE	201,626	201,626	22,395	37,976	63,637	76,902	200,911	21,200	36,404	63,833	79,135	200,571	-	716	339
CO	65,200	65,200	-	3,123	-	61,977	65,100	-	3,062	-	47,402	50,464	-	100	14,636
Cotabato City State Polytechnic College	104,244	104,244	19,642	25,781	25,105	30,207	100,735	18,607	24,721	24,045	28,938	96,312	-	3,510	4,423
Cotabato															
PS	76,808	76,808	16,037	18,962	17,234	21,167	73,400	15,024	18,013	16,236	19,974	69,247	-	3,408	4,153
MOOE	24,213	24,213	3,606	3,695	7,871	9,039	24,212	3,583	3,646	7,810	8,964	24,003	-	2	209
CO	3,223	3,223	-	3,123	-	-	3,123	-	3,062	-	-	3,062	-	100	61
Cotabato Foundation College of Science and Technology	108,375	108,375	19,688	23,314	28,857	35,871	107,730	18,920	23,904	27,042	37,370	107,237	-	645	493
Cotabato															
PS	78,220	78,220	16,084	19,619	18,225	23,647	77,575	15,317	20,386	16,233	25,276	77,212	-	645	363
MOOE	27,911	27,911	3,604	3,695	10,632	9,980	27,911	3,603	3,519	10,809	9,850	27,781	-	-	130
CO	2,244	2,244	-	-	-	2,244	2,244	-	-	-	2,244	2,244	-	-	-
Sultan Kudarat State University	192,544	192,544	31,354	34,643	48,363	77,470	191,830	28,501	32,100	44,036	72,618	177,255	-	714	14,575
Sultan Kudarat															
PS	125,781	125,781	26,101	28,085	33,314	38,282	125,781	23,686	25,662	29,171	47,263	125,781	-	-	-
MOOE	45,915	45,915	5,253	6,558	15,048	18,341	45,201	4,815	6,438	14,865	19,083	45,201	-	714	-
CO	20,848	20,848	-	-	-	20,848	20,848	-	-	-	6,273	6,273	-	-	14,575
University of Southern Mindanao	467,084	467,084	77,637	96,828	108,566	184,052	467,084	76,205	96,301	103,659	190,920	467,084	-	-	-
Cotabato															
PS	324,612	324,612	67,705	72,800	78,481	105,626	324,612	67,006	73,500	73,310	110,797	324,612	-	-	-
MOOE	103,587	103,587	9,932	24,028	30,086	39,541	103,587	9,199	22,801	30,348	41,238	103,587	-	-	-
CO	38,885	38,885	-	-	-	38,885	38,885	-	-	-	38,885	38,885	-	-	-

Note: Differences between the totals and the sum of components are due to rounding-off.

NATIONAL GOVERNMENT OF THE REPUBLIC OF THE PHILIPPINES
Statement of Appropriations, Allotments, Obligations, Disbursements and Balances

Statement D

By Department/Office/Agency/Province/City
 For Fiscal Year 2014
 (in thousand pesos)

Particulars	Appropriations Total	Allotments Total	Obligations					Disbursements					Unreleased Appropriations	Unobligated Allotments	Unpaid Obligations
			1st Qtr	2nd Qtr	3rd Qtr	4th Qtr	Total	1st Qtr	2nd Qtr	3rd Qtr	4th Qtr	Total			
Region XIII	621,236	621,236	99,297	107,389	150,851	209,689	567,226	96,863	106,257	149,791	187,353	540,264	-	54,009	26,962
PS	352,123	352,123	73,538	76,997	86,220	107,749	344,504	73,441	75,673	86,402	107,261	342,777	-	7,619	1,727
MOOE	219,468	219,468	23,714	29,514	61,126	90,132	204,486	21,376	29,902	60,851	78,417	190,546	-	14,981	13,940
CO	49,645	49,645	2,046	878	3,504	11,808	18,236	2,046	682	2,538	1,675	6,941	-	31,409	11,295
Agusan del Sur State College of Agriculture and Technology	85,277	85,277	8,775	9,315	26,478	35,320	79,888	8,725	9,324	26,478	22,215	66,742	-	5,389	13,146
Agusan del Sur	-	-	-	-	-	-	-	-	-	-	-	-	-	-	-
PS	33,177	33,177	7,155	7,901	10,490	7,631	33,177	7,113	7,907	10,490	7,668	33,177	-	c	-
MOOE	46,711	46,711	1,620	1,414	15,988	27,689	46,711	1,613	1,417	15,988	14,547	33,565	-	c	13,146
CO	5,389	5,389	-	-	-	-	-	-	-	-	-	-	-	5,389	-
Caraga State University	152,217	152,217	22,193	26,775	31,614	60,443	141,025	21,027	25,674	30,289	50,435	127,425	-	11,191	13,600
Butuan City	-	-	-	-	-	-	-	-	-	-	-	-	-	-	-
PS	84,952	84,952	16,879	18,907	18,001	31,165	84,952	16,873	17,816	17,965	30,571	83,225	-	-	1,727
MOOE	50,110	50,110	5,314	7,867	10,164	17,984	41,328	4,154	7,858	10,026	18,713	40,751	-	8,781	578
CO	17,155	17,155	-	-	3,450	11,295	14,745	-	-	2,299	1,151	3,450	-	2,410	11,295
Surigao del Sur State University	211,622	211,622	35,022	33,823	54,065	60,289	183,199	35,022	33,823	54,065	60,289	183,199	-	28,423	-
Surigao del Sur	-	-	-	-	-	-	-	-	-	-	-	-	-	-	-
PS	120,121	120,121	22,622	23,722	29,135	37,023	112,502	22,622	23,722	29,135	37,023	112,502	-	7,619	-
MOOE	74,169	74,169	10,354	9,419	24,930	23,266	67,969	10,354	9,419	24,930	23,266	67,969	-	6,200	-
CO	17,332	17,332	2,046	682	-	-	2,728	2,046	682	-	-	2,728	-	14,604	-
Surigao State College of Technology	172,120	172,120	33,307	37,477	38,693	53,637	163,114	32,088	37,437	38,959	54,414	162,898	-	9,006	216
Surigao City	-	-	-	-	-	-	-	-	-	-	-	-	-	-	-
PS	113,873	113,873	26,881	26,467	28,594	31,930	113,873	26,833	26,229	28,812	31,999	113,873	-	-	-
MOOE	48,478	48,478	6,426	10,813	10,045	21,194	48,478	5,256	11,208	9,907	21,891	48,262	-	-	216
CO	9,769	9,769	-	196	54	513	763	-	-	239	524	763	-	9,006	-
ARMM	2,986,675	2,971,620	592,660	658,001	594,522	1,029,786	2,874,969	574,000	666,647	575,164	891,459	2,707,271	15,055	96,651	167,698
PS	2,472,723	2,472,723	539,669	603,480	526,020	788,637	2,457,807	527,952	612,060	511,164	791,416	2,442,591	-	14,916	15,215
MOOE	478,820	463,765	52,768	49,625	59,633	224,917	386,943	45,828	49,691	55,132	86,331	236,982	15,055	76,822	149,960
CO	35,132	35,132	223	4,896	8,868	16,232	30,220	221	4,896	8,868	13,712	27,698	-	4,912	2,522
Adiong Memorial Polytechnic State College	26,021	26,021	4,803	4,455	4,230	12,533	26,021	4,803	4,302	4,384	12,533	26,021	-	-	-
Lanao del Sur	-	-	-	-	-	-	-	-	-	-	-	-	-	-	-
PS	15,243	15,243	3,279	3,969	3,744	4,251	15,243	3,279	3,969	3,744	4,251	15,243	-	-	-
MOOE	10,778	10,778	1,524	486	486	8,282	10,778	1,524	333	640	8,282	10,778	-	-	-

Note: Differences between the totals and the sum of components are due to rounding-off.

NATIONAL GOVERNMENT OF THE REPUBLIC OF THE PHILIPPINES
Statement of Appropriations, Allotments, Obligations, Disbursements and Balances
 By Department/Office/Agency/Province/City
 For Fiscal Year 2014
 (in thousand pesos)

Statement D

Particulars	Appropriations Total	Allotments Total	Obligations					Disbursements					Unreleased Appropriations	Unobligated Allotments	Unpaid Obligations
			1st Qtr	2nd Qtr	3rd Qtr	4th Qtr	Total	1st Qtr	2nd Qtr	3rd Qtr	4th Qtr	Total			
Basilan State College	66,336	66,336	11,692	14,862	12,116	15,546	54,215	11,313	14,210	11,702	16,346	53,571	-	12,120	644
Basilan															
PS	45,377	45,377	9,660	12,207	10,384	13,125	45,377	9,375	11,599	10,204	13,687	44,865	-	-	512
MOOE	20,736	20,736	2,031	2,655	1,731	2,198	8,616	1,938	2,611	1,499	2,458	8,506	-	12,120	110
CO	223	223	-	-	-	223	223	-	-	-	200	200	-	c	22
MSU- Tawi-Tawi College of Technology and Oceanography	425,470	410,415	67,663	84,129	81,549	175,488	408,829	59,395	90,504	67,533	164,781	382,214	15,055	1,586	26,615
Tawi-Tawi															
PS	332,334	332,334	60,502	74,198	64,524	131,534	330,758	54,880	79,591	51,945	132,957	319,373	-	1,576	11,385
MOOE	66,072	51,017	7,161	5,034	8,380	30,442	51,017	4,515	6,017	6,943	18,312	35,788	15,055	c	15,230
CO	27,063	27,063	-	4,896	8,645	13,512	27,053	-	4,896	8,645	13,512	27,053	-	10	-
Sulu State College	83,221	83,221	21,796	17,704	17,903	20,285	77,688	13,461	19,283	14,239	19,198	66,181	-	5,533	11,507
Sulu															
PS	55,017	55,017	15,727	11,858	12,057	14,439	54,081	11,444	14,212	11,453	16,618	53,727	-	936	354
MOOE	27,981	27,981	5,846	5,846	5,846	5,846	23,384	1,796	5,071	2,786	2,580	12,233	-	4,597	11,151
CO	223	223	223	-	-	-	223	221	-	-	-	221	-	-	2
Tawi-Tawi Regional Agricultural College	64,740	64,740	11,595	13,463	12,112	26,643	63,813	11,595	13,463	12,112	16,129	53,299	-	927	10,514
Tawi-Tawi															
PS	46,509	46,509	9,471	11,339	9,957	14,815	45,582	9,471	11,339	9,765	14,005	44,580	-	927	1,002
MOOE	18,008	18,008	2,124	2,124	1,932	11,828	18,008	2,124	2,124	2,124	2,124	8,496	-	-	9,512
CO	223	223	-	-	223	-	223	-	-	223	-	223	-	-	-
Mindanao State University Marawi City	2,320,888	2,320,888	475,112	523,389	466,611	779,291	2,244,403	473,434	524,885	465,194	662,473	2,125,985	-	76,485	118,417
Marawi City															
PS	1,978,243	1,978,243	441,030	489,909	425,354	610,473	1,966,766	439,503	491,350	424,053	609,898	1,964,804	-	11,478	1,962
MOOE	335,245	335,245	34,081	33,480	41,257	166,320	275,139	33,931	33,535	41,141	52,575	161,182	-	60,105	113,957
CO	7,400	7,400	-	-	-	2,498	2,498	-	-	-	-	-	-	4,902	2,498
DEPARTMENT OF ENERGY															
TOTAL	4,104,283	4,104,283	154,694	187,720	247,059	313,959	903,432	117,063	161,256	153,259	197,508	629,086	-	3,200,851	274,346
PS	357,771	357,771	75,618	83,408	82,439	114,029	355,495	74,187	83,033	80,155	91,114	328,488	-	2,277	27,007
MOOE	1,188,282	1,188,282	74,245	104,312	157,422	196,070	532,049	42,877	73,393	72,105	103,320	291,695	-	656,233	240,354
FE	93,120	93,120	-	-	-	-	-	-	-	-	-	-	-	93,120	-
CO	2,465,110	2,465,110	4,831	-	7,197	3,860	15,888	-	4,831	999	3,073	8,903	-	2,449,222	6,985

Note: Differences between the totals and the sum of components are due to rounding-off.

NATIONAL GOVERNMENT OF THE REPUBLIC OF THE PHILIPPINES
Statement of Appropriations, Allotments, Obligations, Disbursements and Balances
 By Department/Office/Agency/Province/City
 For Fiscal Year 2014
 (in thousand pesos)

Statement D

Particulars	Appropriations Total	Allotments Total	Obligations					Disbursements					Unreleased Appropriations	Unobligated Allotments	Unpaid Obligations
			1st Qtr	2nd Qtr	3rd Qtr	4th Qtr	Total	1st Qtr	2nd Qtr	3rd Qtr	4th Qtr	Total			
Office of the Secretary	4,104,283	4,104,283	154,694	187,720	247,059	313,959	903,432	117,063	161,256	153,259	197,508	629,086	-	3,200,851	274,346
NCR - Taguig City															
PS	357,771	357,771	75,618	83,408	82,439	114,029	355,495	74,187	83,033	80,155	91,114	328,488	-	2,277	27,007
MOOE	1,188,282	1,188,282	74,245	104,312	157,422	196,070	532,049	42,877	73,393	72,105	103,320	291,695	-	656,233	240,354
FE	93,120	93,120	-	-	-	-	-	-	-	-	-	-	-	93,120	-
CO	2,465,110	2,465,110	4,831	-	7,197	3,860	15,888	-	4,831	999	3,073	8,903	-	2,449,222	6,985
DEPARTMENT OF ENVIRONMENT AND NATURAL RESOURCES															
TOTAL	28,838,379	26,969,209	4,811,605	6,785,482	6,557,468	5,563,576	23,718,131	3,694,678	3,921,000	5,807,704	5,938,130	19,361,512	1,869,170	3,251,078	4,356,619
PS	8,438,075	8,016,893	1,271,059	2,165,465	2,511,077	1,963,246	7,910,847	1,215,839	1,819,342	2,260,347	1,925,138	7,220,666	421,182	106,047	690,181
MOOE	12,109,286	10,689,298	3,156,919	1,342,401	1,903,306	2,271,064	8,673,690	2,233,751	1,346,459	1,278,173	1,923,639	6,782,022	1,419,988	2,015,607	1,891,668
CO	8,291,018	8,263,018	383,627	3,277,616	2,143,086	1,329,266	7,133,594	245,088	755,199	2,269,184	2,089,352	5,358,823	28,000	1,129,424	1,774,771
Office of the Secretary	24,414,388	22,596,826	3,960,906	5,481,213	5,479,029	4,476,215	19,397,364	3,034,518	3,040,160	4,775,685	4,626,633	15,476,996	1,817,562	3,199,461	3,920,368
PS	7,208,807	6,834,214	1,007,176	1,823,160	2,228,738	1,672,118	6,731,192	966,846	1,480,524	1,988,159	1,630,705	6,066,234	374,593	103,022	664,959
MOOE	10,161,633	8,744,064	2,798,089	975,646	1,329,901	1,655,406	6,759,043	1,986,450	978,414	976,300	1,246,140	5,187,303	1,417,569	1,985,021	1,571,739
CO	7,043,948	7,018,548	155,641	2,682,407	1,920,391	1,148,691	5,907,129	81,223	581,222	1,811,226	1,749,788	4,223,459	25,400	1,111,419	1,683,670
NCR	7,499,922	5,975,944	2,074,638	451,896	472,635	902,255	3,901,425	1,784,898	579,123	387,829	567,616	3,319,467	1,523,978	2,074,519	581,957
PS	990,188	909,128	108,846	235,466	192,273	348,115	884,700	146,147	186,895	186,866	295,661	815,570	81,061	24,427	69,130
MOOE	5,371,329	3,953,812	1,941,818	200,054	250,338	327,203	2,719,413	1,627,305	389,907	195,120	159,285	2,371,617	1,417,517	1,234,399	347,796
CO	1,138,404	1,113,004	23,974	16,377	30,024	226,937	297,311	11,446	2,321	5,843	112,670	132,280	25,400	815,693	165,032
Central Office	6,311,506	4,824,488	1,952,977	189,301	212,533	596,745	2,951,556	1,636,834	380,464	153,944	427,906	2,599,148	1,487,017	1,872,932	352,408
Quezon City															
PS	517,450	471,499	67,112	70,907	64,775	268,705	471,499	63,301	70,800	61,160	251,257	446,518	45,951	-	24,982
MOOE	4,728,928	3,313,262	1,872,139	104,134	129,122	141,952	2,247,347	1,573,488	309,060	90,645	68,739	2,041,933	1,415,666	1,065,915	205,414
CO	1,065,127	1,039,727	13,726	14,260	18,636	186,087	232,710	45	603	2,139	107,911	110,698	25,400	807,017	122,012
Regional Office - NCR	320,136	308,861	25,130	110,920	77,838	76,370	290,259	25,519	112,455	60,729	46,744	245,447	11,275	18,601	44,812
Quezon City															
PS	151,361	140,086	6,533	81,285	24,139	28,129	140,086	6,563	81,264	24,116	27,743	139,686	11,275	-	400
MOOE	141,140	141,140	18,598	29,341	47,352	28,902	124,193	18,957	31,191	33,796	16,957	100,902	-	16,947	23,291
CO	27,635	27,635	-	295	6,347	19,339	25,981	-	-	2,816	2,043	4,860	-	1,654	21,121
Forest Management Bureau	420,262	409,061	30,081	44,158	84,314	110,088	268,641	72,309	25,640	86,774	20,835	205,557	11,201	140,420	63,084
Quezon City															
PS	123,992	112,791	14,994	19,424	52,606	25,766	112,791	55,924	9,412	51,459	(4,004)	112,791	11,201	-	-
MOOE	275,443	275,443	14,839	22,912	26,678	77,239	141,668	14,984	14,510	34,438	22,126	86,059	-	133,775	55,609
CO	20,827	20,827	248	1,821	5,030	7,083	14,182	1,401	1,718	877	2,712	6,707	-	6,645	7,475

Note: Differences between the totals and the sum of components are due to rounding-off.

NATIONAL GOVERNMENT OF THE REPUBLIC OF THE PHILIPPINES
Statement of Appropriations, Allotments, Obligations, Disbursements and Balances

Statement D

By Department/Office/Agency/Province/City
 For Fiscal Year 2014
 (in thousand pesos)

Particulars	Appropriations Total	Allotments Total	Obligations					Disbursements					Unreleased Appropriations	Unobligated Allotments	Unpaid Obligations
			1st Qtr	2nd Qtr	3rd Qtr	4th Qtr	Total	1st Qtr	2nd Qtr	3rd Qtr	4th Qtr	Total			
Land Management Bureau	180,847	172,872	27,435	34,293	60,810	39,488	162,025	15,861	31,042	57,962	40,902	145,767	7,975	10,847	16,258
Manila															
PS	98,882	90,907	11,386	16,494	42,885	14,054	84,819	11,294	16,566	42,885	14,054	84,799	7,975	6,088	20
MOOE	81,950	81,950	16,049	17,799	17,914	25,430	77,192	4,567	14,476	15,066	26,844	60,953	-	4,759	16,239
CO	15	15	-	-	11	4	15	-	-	11	4	15	-	c	-
Biodiversity Management Bureau	267,171	260,662	39,015	73,224	37,140	79,565	228,943	34,375	29,522	28,421	31,230	123,548	6,509	31,719	105,395
Quezon City															
PS	98,504	93,846	8,820	47,356	7,869	11,461	75,506	9,066	8,853	7,247	6,611	31,777	4,658	18,339	43,729
MOOE	143,868	142,017	20,194	25,868	29,271	53,680	129,013	15,309	20,669	21,174	24,619	81,771	1,851	13,004	47,242
CO	24,800	24,800	10,000	-	-	14,424	24,424	10,000	-	-	-	10,000	-	376	14,424
Regional Office I	764,597	753,036	73,314	223,647	258,404	157,956	713,321	51,866	83,183	308,516	40,762	484,326	11,561	39,715	228,995
PS	306,268	294,707	48,666	46,522	128,849	61,678	285,715	41,194	47,686	143,565	23,659	256,103	11,561	8,992	29,612
MOOE	190,436	190,436	24,648	28,015	49,408	64,977	167,047	10,671	24,975	61,879	9,565	107,089	-	23,388	59,958
CO	267,894	267,894	-	149,111	80,147	31,302	260,559	c	10,522	103,073	7,538	121,133	-	7,335	139,426
Regional Office Proper	306,703	306,703	35,123	34,026	159,538	52,076	280,764	20,213	29,411	170,387	12,717	232,729	-	25,940	48,035
La Union															
PS	164,313	164,313	21,995	17,350	98,354	24,305	162,004	15,978	20,074	114,662	11,290	162,004	-	2,308	-
MOOE	87,814	87,814	13,129	11,942	21,352	20,342	66,764	4,235	9,338	43,607	1,427	58,606	-	21,050	8,158
CO	54,577	54,577	-	4,733	39,832	7,430	51,995	-	-	12,118	-	12,118	-	2,582	39,877
PENRO - Ilocos Norte	149,493	149,493	8,492	63,592	34,122	41,131	147,337	7,981	11,577	60,017	10,712	90,287	-	2,156	57,050
PS	31,388	31,388	5,973	6,245	6,877	12,032	31,128	5,973	6,242	6,426	6,572	25,213	-	260	5,914
MOOE	38,708	38,708	2,519	4,050	6,754	24,059	37,382	2,007	4,240	5,881	4,140	16,267	-	1,326	21,115
CO	79,398	79,398	-	53,297	20,491	5,039	78,827	-	1,095	47,711	-	48,807	-	570	30,021
PENRO - Ilocos Sur	93,178	92,618	12,070	34,405	16,701	28,001	91,177	9,803	12,498	24,507	5,881	52,689	560	1,441	38,488
PS	38,699	38,139	9,292	9,056	10,594	8,156	37,099	8,037	8,723	8,723	1,292	26,775	560	1,040	10,325
MOOE	19,739	19,739	2,778	4,149	6,106	6,304	19,338	1,766	3,775	3,941	1,265	10,746	-	402	8,592
CO	34,740	34,740	-	21,200	-	13,540	34,740	-	-	11,844	3,324	15,168	-	-	19,572
PENRO - La Union	51,450	47,317	4,934	10,974	11,515	13,629	41,051	4,638	6,123	9,117	5,253	25,131	4,133	6,265	15,920
PS	25,090	20,957	4,055	5,308	2,945	6,718	19,027	4,045	4,426	3,648	1,561	13,680	4,133	1,930	5,347
MOOE	10,440	10,440	879	2,529	2,536	3,885	9,829	593	1,697	1,530	1,155	4,976	-	611	4,854
CO	15,919	15,919	-	3,136	6,034	3,025	12,195	-	-	3,939	2,537	6,476	-	3,724	5,719
PENRO - Pangasinan	163,772	156,904	12,694	80,651	36,527	23,119	152,992	9,231	23,573	44,487	6,199	83,490	6,868	3,912	69,502
PS	46,778	39,910	7,351	8,562	10,078	10,466	36,457	7,161	8,220	10,107	2,943	28,431	6,868	3,453	8,026
MOOE	33,734	33,734	5,343	5,344	12,660	10,387	33,734	2,070	5,926	6,920	1,578	16,494	-	-	17,240
CO	83,261	83,261	-	66,745	13,790	2,267	82,802	c	9,427	27,460	1,677	38,565	-	459	44,237

Note: Differences between the totals and the sum of components are due to rounding-off.

NATIONAL GOVERNMENT OF THE REPUBLIC OF THE PHILIPPINES
Statement of Appropriations, Allotments, Obligations, Disbursements and Balances

Statement D

By Department/Office/Agency/Province/City
 For Fiscal Year 2014
 (in thousand pesos)

Particulars	Appropriations Total	Allotments Total	Obligations					Disbursements					Unreleased Appropriations	Unobligated Allotments	Unpaid Obligations
			1st Qtr	2nd Qtr	3rd Qtr	4th Qtr	Total	1st Qtr	2nd Qtr	3rd Qtr	4th Qtr	Total			
Regional Office - CAR	1,167,820	1,124,937	85,156	387,683	349,397	160,598	982,834	77,596	131,793	383,505	274,733	867,626	42,883	142,103	115,208
PS	458,512	415,629	61,948	108,800	152,902	91,979	415,629	61,221	64,350	197,372	89,990	412,934	42,883	-	2,695
MOOE	307,287	307,287	22,919	38,141	92,098	101,985	255,143	16,160	27,838	50,380	93,149	187,527	-	52,144	67,616
CO	402,020	402,020	288	240,742	104,398	(33,366)	312,061	215	39,604	135,752	91,594	267,165	-	89,959	44,897
Regional Office Proper	441,688	428,214	26,057	143,119	150,089	73,567	392,833	22,198	40,160	203,086	58,211	323,654	13,474	35,381	69,178
Baguio City															
PS	215,163	201,689	16,344	61,550	93,339	30,457	201,689	16,132	16,945	138,155	28,730	199,962	13,474	-	1,727
MOOE	133,315	133,315	9,604	24,749	40,931	27,396	102,681	6,024	12,120	16,413	19,988	54,545	-	30,634	48,136
CO	93,210	93,210	109	56,820	15,818	15,715	88,463	42	11,094	48,518	9,493	69,147	-	4,748	19,316
PENRO - Abra	139,594	133,752	9,514	70,009	28,671	(32,252)	75,942	9,152	19,151	51,528	(8,203)	71,628	5,842	57,810	4,314
PS	34,038	28,196	6,669	6,370	5,129	10,028	28,196	6,669	6,370	4,724	10,331	28,094	5,842	-	102
MOOE	27,250	27,250	2,683	807	7,162	13,352	24,004	2,327	1,162	5,472	10,831	19,792	-	3,246	4,211
CO	78,306	78,306	162	62,832	16,380	(55,632)	23,742	156	11,619	41,332	(29,365)	23,742	-	54,564	-
PENRO - Apayao	84,751	80,634	9,740	36,783	15,888	18,123	80,534	9,490	12,559	20,922	36,655	79,626	4,117	100	908
PS	38,495	34,378	8,258	8,510	7,117	10,493	34,378	8,258	8,510	7,083	10,527	34,378	4,117	-	-
MOOE	19,540	19,540	1,482	1,558	8,771	7,629	19,440	1,232	1,808	6,374	9,918	19,332	-	100	108
CO	26,715	26,715	-	26,715	-	-	26,715	-	2,241	7,465	16,209	25,915	-	-	800
PENRO - Benguet	138,163	131,032	11,923	24,350	68,169	26,590	131,032	11,920	12,063	40,671	61,527	126,180	7,131	-	4,852
PS	61,357	54,226	9,220	10,227	23,011	11,769	54,226	9,220	10,227	23,011	11,769	54,226	7,131	-	-
MOOE	25,441	25,441	2,704	2,011	8,122	12,604	25,441	2,700	1,837	6,542	12,623	23,701	-	-	1,739
CO	51,365	51,365	-	12,113	37,036	2,217	51,365	-	-	11,118	37,135	48,253	-	-	3,113
PENRO - Ifugao	134,473	130,376	10,598	20,087	36,754	25,986	93,426	8,430	14,440	22,417	36,506	81,793	4,097	36,950	11,633
PS	40,605	36,508	7,126	7,216	13,401	8,765	36,508	6,914	7,204	13,545	8,845	36,508	4,097	-	c
MOOE	38,108	38,108	3,455	5,339	7,086	15,388	31,268	1,499	5,118	4,116	14,868	25,601	-	6,840	5,667
CO	55,760	55,760	17	7,532	16,268	1,833	25,649	17	2,118	4,756	12,793	19,683	-	30,110	5,966
PENRO - Kalinga	140,983	134,229	10,965	50,606	35,080	27,056	123,708	10,105	13,889	25,507	56,312	105,812	6,754	10,521	17,895
PS	40,341	33,587	8,213	8,405	5,450	11,519	33,587	7,911	8,571	5,423	11,179	33,084	6,754	-	503
MOOE	40,330	40,330	2,752	1,279	12,100	13,780	29,911	2,193	3,646	6,231	14,418	26,488	-	10,419	3,423
CO	60,312	60,312	-	40,922	17,531	1,757	60,210	-	1,672	13,853	30,715	46,240	-	102	13,970
PENRO - Mountain Province	88,168	86,700	6,357	42,729	14,745	21,528	85,359	6,302	19,531	19,375	33,725	78,932	1,468	1,341	6,427
PS	28,511	27,043	6,118	6,522	5,455	8,949	27,043	6,118	6,522	5,432	8,608	26,680	1,468	-	364
MOOE	23,304	23,304	239	2,397	7,926	11,836	22,399	184	2,148	5,232	10,503	18,067	-	906	4,331
CO	36,352	36,352	-	33,809	1,364	744	35,917	-	10,861	8,711	14,613	34,185	-	435	1,733

Note: Differences between the totals and the sum of components are due to rounding-off.

NATIONAL GOVERNMENT OF THE REPUBLIC OF THE PHILIPPINES
Statement of Appropriations, Allotments, Obligations, Disbursements and Balances
 By Department/Office/Agency/Province/City
 For Fiscal Year 2014
 (in thousand pesos)

Statement D

Particulars	Appropriations Total	Allotments Total	Obligations					Disbursements					Unreleased Appropriations	Unobligated Allotments	Unpaid Obligations
			1st Qtr	2nd Qtr	3rd Qtr	4th Qtr	Total	1st Qtr	2nd Qtr	3rd Qtr	4th Qtr	Total			
Regional Office II	1,344,174	1,293,337	115,075	598,719	153,465	306,335	1,173,594	99,033	407,261	189,861	254,938	951,093	50,837	119,742	222,501
PS	668,990	618,153	90,227	367,381	45,920	112,802	616,331	84,673	351,370	63,071	92,190	591,304	50,837	1,822	25,026
MOOE	270,790	270,790	24,686	46,079	55,243	85,611	211,620	14,198	33,580	43,348	81,745	172,871	-	59,170	38,749
CO	404,394	404,394	162	185,259	52,301	107,921	345,644	162	22,311	83,442	81,002	186,918	-	58,749	158,726
Regional Office Proper	553,684	529,209	50,285	338,101	28,117	81,407	497,910	44,579	310,528	40,436	62,716	458,259	24,475	31,299	39,651
Tuguegarao City															
PS	434,768	410,293	41,295	314,652	7,507	45,243	408,698	38,831	296,980	23,233	29,677	388,721	24,475	1,595	19,977
MOOE	107,115	107,115	8,827	21,161	18,624	31,822	80,435	5,586	11,303	15,250	30,810	62,950	-	26,680	17,485
CO	11,802	11,802	162	2,288	1,986	4,342	8,778	162	2,245	1,953	2,228	6,588	-	3,024	2,190
PENRO - Batanes	61,474	61,049	1,665	4,694	10,144	25,745	42,247	1,642	1,650	5,786	11,465	20,542	425	18,802	21,704
PS	4,173	3,748	888	816	648	1,392	3,744	888	816	648	1,392	3,744	425	5	-
MOOE	18,154	18,154	777	1,651	4,647	8,066	15,141	754	746	2,986	5,869	10,355	-	3,013	4,786
CO	39,146	39,146	-	2,227	4,849	16,286	23,362	-	88	2,152	4,204	6,444	-	15,784	16,918
PENRO - Cagayan	180,483	180,483	20,073	65,141	53,312	39,244	177,769	18,148	36,029	46,264	55,495	155,937	-	2,714	21,833
PS	66,915	66,915	14,740	17,910	12,600	21,618	66,868	14,731	17,910	12,605	17,338	62,583	-	46	4,285
MOOE	41,152	41,152	5,332	6,017	12,484	16,427	40,260	3,417	6,929	8,120	14,915	33,382	-	891	6,879
CO	72,417	72,417	-	41,214	28,229	1,198	70,641	-	11,191	25,539	23,242	59,972	-	1,777	10,669
PENRO - Isabela	226,860	214,201	20,737	111,758	35,686	40,015	208,196	17,255	31,937	51,671	63,460	164,324	12,659	6,006	43,872
PS	86,587	73,928	15,146	19,701	16,392	22,621	73,860	15,146	19,701	16,392	22,621	73,860	12,659	68	-
MOOE	41,601	41,601	5,592	9,489	8,005	13,424	36,509	2,110	7,612	7,683	15,448	32,853	-	5,092	3,656
CO	98,673	98,673	-	82,568	11,288	3,971	97,827	-	4,624	27,595	25,392	57,611	-	846	40,216
PENRO - Nueva Vizcaya	198,868	190,969	13,246	38,589	16,284	77,780	145,899	9,256	16,699	22,883	41,951	90,790	7,899	45,070	55,110
PS	42,330	34,431	11,128	5,639	4,767	12,867	34,400	8,047	8,719	4,767	12,345	33,878	7,899	31	522
MOOE	42,962	42,962	2,119	4,402	7,384	10,752	24,657	1,209	3,817	5,463	9,756	20,245	-	18,305	4,412
CO	113,576	113,576	-	28,549	4,132	54,162	86,843	-	4,163	12,653	19,851	36,667	-	26,734	50,175
PENRO - Quirino	122,804	117,425	9,070	40,436	9,923	42,144	101,573	8,154	10,417	22,822	19,850	61,242	5,379	15,852	40,331
PS	34,218	28,839	7,030	8,664	4,007	9,060	28,761	7,030	7,245	5,426	8,818	28,519	5,379	78	242
MOOE	19,806	19,806	2,039	3,359	4,099	5,121	14,618	1,123	3,172	3,845	4,947	13,087	-	5,188	1,531
CO	68,780	68,780	-	28,414	1,816	27,963	58,194	-	-	13,551	6,085	19,636	-	10,586	38,558
Regional Office III	1,340,361	1,305,670	173,968	296,699	519,348	259,701	1,249,716	108,936	151,506	482,042	336,833	1,079,317	34,691	55,954	170,399
PS	510,416	475,725	76,919	71,567	231,878	92,426	472,790	75,957	72,121	227,630	83,920	459,628	34,691	2,935	13,162
MOOE	423,046	423,046	92,301	62,628	114,470	113,334	382,733	32,304	58,859	76,126	135,555	302,845	c	40,313	79,889
CO	406,899	406,899	4,747	162,504	173,000	53,941	394,192	675	20,526	178,286	117,358	316,844	-	12,706	77,348

Note: Differences between the totals and the sum of components are due to rounding-off.

NATIONAL GOVERNMENT OF THE REPUBLIC OF THE PHILIPPINES
Statement of Appropriations, Allotments, Obligations, Disbursements and Balances

Statement D

By Department/Office/Agency/Province/City
 For Fiscal Year 2014
 (in thousand pesos)

Particulars	Appropriations Total	Allotments Total	Obligations					Disbursements					Unreleased Appropriations	Unobligated Allotments	Unpaid Obligations
			1st Qtr	2nd Qtr	3rd Qtr	4th Qtr	Total	1st Qtr	2nd Qtr	3rd Qtr	4th Qtr	Total			
Regional Office Proper	547,022	525,913	103,554	60,496	261,603	78,811	504,464	45,990	42,731	237,398	100,775	426,894	21,109	21,449	77,570
San Fernando City															
PS	283,764	262,655	24,951	20,673	184,460	29,636	259,719	24,951	20,264	180,213	27,669	253,096	21,109	2,935	6,623
MOOE	241,554	241,554	78,603	21,823	76,551	46,516	223,494	21,039	22,467	38,893	71,161	153,560	-	18,060	69,933
CO	21,704	21,704	-	18,000	592	2,659	21,251	-	-	18,292	1,946	20,238	-	454	1,013
PENRO - Aurora	118,857	116,380	12,622	20,418	55,732	25,636	114,408	12,622	20,418	51,208	15,287	99,535	2,477	1,971	14,873
PS	46,170	43,693	10,250	9,810	13,440	10,194	43,693	10,250	9,810	13,440	9,354	42,853	2,477	-	840
MOOE	14,994	14,994	2,372	3,375	2,835	6,310	14,893	2,372	3,375	2,835	5,933	14,516	-	101	377
CO	57,693	57,693	-	7,233	39,457	9,132	55,823	-	7,233	34,933	-	42,166	-	1,870	13,656
PENRO - Bataan	118,938	118,938	6,410	32,074	45,264	30,629	114,377	6,410	14,926	29,453	42,148	92,937	-	4,561	21,440
PS	25,823	25,823	5,533	5,785	4,609	9,896	25,823	5,533	5,785	4,609	8,396	24,323	-	-	1,500
MOOE	33,236	33,236	876	8,379	29,365	13,997	29,365	876	6,455	6,282	9,661	23,274	-	3,871	6,091
CO	59,879	59,879	-	17,911	34,542	6,736	59,189	-	2,687	18,562	24,091	45,340	-	690	13,849
PENRO - Bulacan	106,781	106,563	8,574	54,779	18,156	22,968	104,476	6,327	16,953	34,057	40,024	97,361	218	2,086	7,116
PS	30,878	30,660	6,434	8,417	6,385	9,424	30,660	5,581	9,270	6,385	9,363	30,599	218	-	61
MOOE	21,912	21,912	1,890	5,638	3,814	8,484	19,826	746	6,287	2,820	9,360	19,213	-	2,086	613
CO	53,991	53,991	250	40,724	7,957	5,060	53,991	-	1,396	24,851	21,302	47,549	-	-	6,442
PENRO - Nueva Ecija	154,932	151,113	12,916	26,991	62,664	31,548	134,120	11,862	19,257	44,535	42,522	118,176	3,819	16,994	15,944
PS	44,921	41,102	9,271	11,562	9,004	11,265	41,102	9,271	11,562	9,004	10,628	40,465	3,819	-	637
MOOE	44,291	44,290	3,645	7,624	10,595	12,674	34,537	2,591	7,326	7,451	15,756	33,125	c	9,753	1,412
CO	65,721	65,721	-	7,806	43,065	7,610	58,481	-	370	28,079	16,138	44,586	-	7,241	13,895
PENRO - Pampanga	75,682	74,779	5,258	34,221	11,091	20,925	71,495	4,934	13,198	13,803	33,065	65,000	903	3,283	6,495
PS	20,343	19,440	4,138	5,766	3,993	5,544	19,440	4,029	5,875	3,993	4,939	18,836	903	-	605
MOOE	24,540	24,540	1,120	5,764	5,120	9,455	21,459	905	3,684	8,292	7,347	20,228	-	3,081	1,231
CO	30,798	30,798	-	22,691	1,978	5,927	30,596	-	3,639	1,519	20,779	25,936	-	202	4,659
PENRO - Tarlac	106,999	103,882	11,746	58,193	11,147	21,173	102,259	7,923	15,256	41,973	28,562	93,715	3,117	1,623	8,544
PS	25,197	22,080	5,271	5,290	5,521	5,998	22,080	5,271	5,290	5,521	4,992	21,074	3,117	-	1,006
MOOE	20,518	20,518	1,978	4,764	5,041	7,512	19,295	1,978	4,764	5,041	7,512	19,295	-	1,223	-
CO	61,284	61,284	4,497	48,139	585	7,663	60,884	675	5,202	31,411	16,058	53,346	-	400	7,538
PENRO - Zambales	111,150	108,103	12,889	9,527	53,691	28,010	104,116	12,868	8,766	29,615	34,449	85,699	3,047	3,987	18,418
PS	33,320	30,273	11,071	4,266	4,466	10,470	30,273	11,071	4,266	4,466	8,580	28,383	3,047	-	1,890
MOOE	22,002	22,002	1,818	5,261	4,401	8,386	19,865	1,797	4,500	4,511	8,825	19,634	-	2,137	231
CO	55,828	55,828	-	-	44,824	9,154	53,979	-	-	20,638	17,044	37,682	-	1,849	16,296

Note: Differences between the totals and the sum of components are due to rounding-off.

NATIONAL GOVERNMENT OF THE REPUBLIC OF THE PHILIPPINES
Statement of Appropriations, Allotments, Obligations, Disbursements and Balances

Statement D

By Department/Office/Agency/Province/City
 For Fiscal Year 2014
 (in thousand pesos)

Particulars	Appropriations Total	Allotments Total	Obligations					Disbursements					Unreleased Appropriations	Unobligated Allotments	Unpaid Obligations
			1st Qtr	2nd Qtr	3rd Qtr	4th Qtr	Total	1st Qtr	2nd Qtr	3rd Qtr	4th Qtr	Total			
Regional Office IV-A	1,588,849	1,568,181	196,570	351,971	534,189	367,561	1,450,290	120,900	225,607	378,062	465,339	1,189,908	20,669	117,890	260,382
PS	462,413	441,744	77,419	129,243	125,815	77,705	410,182	67,674	113,505	109,109	74,780	365,068	20,669	31,563	45,114
MOOE	496,884	496,884	93,641	77,994	111,782	149,528	432,946	41,915	76,991	80,338	132,543	331,788	-	63,938	101,158
CO	629,552	629,552	25,510	144,733	296,591	140,328	607,163	11,311	35,111	188,615	258,015	493,052	-	22,390	114,110
Regional Office Proper	408,837	408,837	64,586	115,048	138,684	70,884	389,202	14,037	97,919	21,837	128,566	262,358	-	19,635	126,844
Manila															
PS	137,319	137,319	12,524	84,408	13,029	18,062	128,023	7,991	74,068	7,737	9,353	99,149	-	9,297	28,873
MOOE	145,434	145,434	52,062	20,982	17,247	45,526	135,818	6,045	20,341	14,099	34,116	74,603	-	9,616	61,216
CO	126,084	126,084	-	9,657	108,408	7,296	125,361	-	3,510	-	85,096	88,606	-	722	36,755
PENRO - Batangas	147,266	145,006	9,558	19,386	55,230	52,500	136,674	8,836	16,036	27,550	56,671	109,094	2,261	8,331	27,581
PS	26,386	24,125	6,307	4,723	5,859	6,584	23,473	5,777	4,886	4,442	6,155	21,259	2,261	652	2,214
MOOE	75,665	75,665	3,251	10,948	29,190	25,956	69,344	3,059	10,037	13,007	22,759	48,862	-	6,321	20,482
CO	45,215	45,215	-	3,716	20,181	19,960	43,857	-	1,114	10,101	27,757	38,972	-	1,358	4,885
PENRO - Cavite	61,120	61,120	5,317	7,635	21,473	22,185	56,610	4,712	8,228	15,994	17,387	46,322	-	4,510	10,289
PS	17,582	17,582	3,066	3,581	4,405	4,289	15,340	3,068	3,579	2,201	6,065	14,913	-	2,242	427
MOOE	15,861	15,861	2,251	2,621	4,224	5,757	14,853	1,644	3,217	2,769	6,682	14,312	-	1,008	541
CO	27,677	27,677	-	1,432	12,845	12,140	26,417	-	1,432	11,025	4,640	17,097	-	1,260	9,320
PENRO - Laguna	63,650	63,650	6,293	10,078	33,303	9,383	59,057	5,881	10,017	31,699	11,459	59,057	-	4,593	-
PS	23,793	23,793	4,444	5,074	6,923	7,267	23,708	4,443	5,074	4,805	9,386	23,708	-	85	-
MOOE	14,197	14,197	1,849	3,011	3,323	1,506	9,689	1,438	2,951	3,836	1,463	9,689	-	4,508	-
CO	25,660	25,660	-	1,992	23,058	610	25,660	-	1,992	23,058	610	25,660	-	-	-
PENRO - Quezon	303,869	303,869	33,143	88,994	98,982	68,113	289,232	27,683	16,466	89,105	134,982	268,236	-	14,637	20,996
PS	82,584	82,584	27,944	13,129	13,281	22,646	77,000	24,263	8,294	8,309	28,550	69,416	-	5,584	7,584
MOOE	52,288	52,288	5,199	8,896	12,535	20,617	47,247	3,420	8,172	4,707	26,222	42,522	-	5,041	4,725
CO	168,997	168,997	-	66,969	73,166	24,850	164,985	-	-	76,089	80,210	156,299	-	4,012	8,687
PENRO - Rizal	234,048	234,048	31,541	65,864	68,996	62,588	228,990	13,770	36,764	78,116	71,846	200,496	-	5,058	28,494
PS	25,636	25,636	6,735	5,443	6,602	6,241	25,021	5,733	4,720	5,899	2,679	19,031	-	615	5,990
MOOE	41,362	41,362	7,243	7,793	8,443	13,439	36,919	4,561	9,049	7,683	13,608	34,902	-	4,443	2,017
CO	167,050	167,050	17,563	52,628	53,951	42,908	167,050	3,476	22,995	64,534	55,559	146,563	-	-	20,487
Ecosystem Research and Development Bureau	370,059	351,651	46,131	44,966	117,520	81,909	290,525	45,980	40,176	113,761	44,428	244,346	18,408	61,126	46,179
Laguna															
PS	149,112	130,704	16,398	12,884	75,717	12,618	117,617	16,398	12,884	75,717	12,592	117,592	18,408	13,087	26
MOOE	152,078	152,078	21,786	23,743	36,821	36,726	119,076	21,747	23,224	34,236	27,693	106,899	-	33,002	12,177
CO	68,869	68,869	7,947	8,338	4,982	32,565	53,832	7,835	4,068	3,808	4,143	19,855	-	15,037	33,977

Note: Differences between the totals and the sum of components are due to rounding-off.

NATIONAL GOVERNMENT OF THE REPUBLIC OF THE PHILIPPINES
Statement of Appropriations, Allotments, Obligations, Disbursements and Balances

Statement D

By Department/Office/Agency/Province/City
 For Fiscal Year 2014
 (in thousand pesos)

Particulars	Appropriations Total	Allotments Total	Obligations					Disbursements					Unreleased Appropriations	Unobligated Allotments	Unpaid Obligations
			1st Qtr	2nd Qtr	3rd Qtr	4th Qtr	Total	1st Qtr	2nd Qtr	3rd Qtr	4th Qtr	Total			
Regional Office IV-B	1,035,979	1,035,979	78,398	339,837	402,872	160,585	981,692	76,198	114,888	406,801	259,643	857,530	-	54,288	124,161
PS	391,596	391,596	52,564	60,212	203,936	67,982	384,693	50,882	60,482	205,480	42,760	359,605	-	6,903	25,089
MOOE	287,516	287,516	25,834	33,034	108,994	73,065	240,927	25,316	31,922	67,544	49,767	174,549	-	46,589	66,379
CO	356,867	356,867	-	246,590	89,943	19,538	356,071	c	22,484	133,777	167,116	323,377	-	796	32,694
Regional Office Proper	310,776	310,776	17,942	27,153	175,814	41,786	262,695	17,867	23,124	165,385	35,437	241,814	-	48,081	20,881
Manila															
PS	205,084	205,084	11,099	14,811	156,216	18,053	200,178	11,099	14,798	156,228	15,958	198,083	-	4,906	2,095
MOOE	104,258	104,258	6,844	10,913	19,598	23,733	61,088	6,768	8,326	9,157	19,479	43,730	-	43,171	17,357
CO	1,433	1,433	-	1,429	-	-	1,429	c	-	-	-	0	-	5	1,429
PENRO - Marinduque	26,574	26,574	4,515	4,747	10,264	6,927	26,453	4,515	4,670	6,740	9,318	25,242	-	120	1,211
PS	14,423	14,423	3,522	3,349	4,683	2,831	14,384	3,522	3,349	4,683	2,783	14,336	-	39	48
MOOE	7,876	7,876	993	1,398	2,645	2,834	7,871	993	1,321	2,006	3,372	7,692	-	5	178
CO	4,275	4,275	-	-	2,936	1,262	4,198	-	-	51	3,163	3,214	-	77	985
PENRO - Occidental Mindoro	248,284	248,284	17,721	148,627	44,500	36,330	247,177	15,967	33,558	50,395	138,693	238,613	-	1,107	8,564
PS	40,935	40,935	9,032	11,081	8,255	12,364	40,733	7,278	11,235	8,837	9,901	37,251	-	202	3,481
MOOE	41,286	41,286	8,689	6,506	7,760	17,739	40,693	8,689	6,482	6,884	18,159	40,213	-	593	480
CO	166,063	166,063	-	131,040	28,485	6,226	165,751	-	15,841	34,674	110,634	161,148	-	312	4,603
PENRO - Oriental Mindoro	152,250	152,250	11,933	85,458	26,989	26,516	150,896	11,909	19,106	34,241	68,116	133,371	-	1,354	17,524
PS	38,381	38,381	8,392	9,019	7,068	12,856	37,335	8,392	9,019	7,067	11,739	36,217	-	1,046	1,118
MOOE	22,688	22,688	3,541	4,285	7,423	7,131	22,379	3,516	5,353	6,301	6,131	21,301	-	309	1,078
CO	91,181	91,181	-	72,155	12,498	6,528	91,181	-	4,734	20,872	50,247	75,853	-	-	15,328
PENRO - Palawan	270,741	270,741	22,120	65,177	140,085	43,282	270,664	22,193	28,131	142,973	1,664	194,961	-	77	75,703
PS	81,207	81,207	17,832	18,746	25,211	19,342	81,131	17,905	18,966	26,291	59	63,220	-	77	17,910
MOOE	100,197	100,197	4,288	7,590	69,250	19,069	100,197	4,288	7,605	40,635	225	52,753	-	c	47,443
CO	89,337	89,337	-	38,842	45,624	4,871	89,337	c	1,560	76,047	1,380	78,988	-	-	10,349
PENRO - Romblon	27,354	27,354	4,167	8,674	5,221	5,744	23,806	3,748	6,299	7,068	6,414	23,529	-	3,548	278
PS	11,565	11,565	2,687	3,206	2,504	2,535	10,932	2,687	3,115	2,374	2,320	10,496	-	633	436
MOOE	11,211	11,211	1,480	2,343	2,317	2,559	8,699	1,061	2,836	2,560	2,401	8,858	-	2,512	(159)
CO	4,578	4,578	-	3,125	400	650	4,175	-	348	2,133	1,693	4,175	-	403	-
Regional Office V	1,182,670	1,161,991	175,465	385,993	282,772	255,698	1,099,929	65,631	100,214	341,407	252,880	760,133	20,679	62,062	339,796
PS	353,339	332,660	54,291	53,664	157,135	67,031	332,120	52,543	49,095	148,479	73,477	323,595	20,679	539	8,525
MOOE	410,296	410,296	121,175	93,256	58,716	83,962	357,109	13,087	27,137	38,156	90,527	168,907	-	53,187	188,202
CO	419,036	419,036	-	239,074	66,921	104,704	410,700	1	23,982	154,772	88,876	267,631	-	8,336	143,069

Note: Differences between the totals and the sum of components are due to rounding-off.

NATIONAL GOVERNMENT OF THE REPUBLIC OF THE PHILIPPINES
Statement of Appropriations, Allotments, Obligations, Disbursements and Balances

Statement D

By Department/Office/Agency/Province/City
 For Fiscal Year 2014
 (in thousand pesos)

Particulars	Appropriations Total	Allotments Total	Obligations					Disbursements					Unreleased Appropriations	Unobligated Allotments	Unpaid Obligations
			1st Qtr	2nd Qtr	3rd Qtr	4th Qtr	Total	1st Qtr	2nd Qtr	3rd Qtr	4th Qtr	Total			
Regional Office Proper	563,723	553,065	129,057	104,817	167,012	104,616	505,502	23,073	34,112	146,514	112,086	315,786	10,658	47,563	189,716
Legaspi City															
PS	199,606	188,948	17,333	23,480	124,776	22,498	188,087	17,239	18,323	116,512	33,674	185,748	10,658	861	2,339
MOOE	331,109	331,109	111,724	81,302	42,147	52,326	287,500	5,834	15,790	25,533	72,354	119,512	-	43,609	167,988
CO	33,008	33,008	-	34	89	29,792	29,915	c	-	4,468	6,058	10,526	-	3,093	19,389
PENRO - Albay	105,997	104,715	5,883	39,697	7,697	50,379	103,656	5,877	9,066	13,906	30,148	58,996	1,282	1,059	44,660
PS	20,510	19,228	4,468	5,065	4,129	5,566	19,228	4,459	5,047	4,111	5,611	19,228	1,282	-	-
MOOE	8,516	8,516	1,415	1,352	1,330	3,359	7,457	1,417	1,335	1,290	2,974	7,017	-	1,059	440
CO	76,972	76,972	-	33,279	2,238	41,454	76,972	-	2,684	8,505	21,563	32,752	-	-	44,220
PENRO - Camarines Norte	80,136	78,774	4,346	4,770	49,601	17,641	76,359	4,226	4,827	49,653	6,005	64,711	1,362	2,415	11,648
PS	19,976	18,614	4,028	4,192	3,750	6,643	18,614	3,909	4,311	3,750	4,205	16,176	1,362	-	2,438
MOOE	6,445	6,445	318	516	767	3,832	5,432	316	516	768	738	2,338	-	1,013	3,094
CO	53,714	53,714	-	62	45,084	7,166	52,313	c	-	45,134	1,062	46,196	-	1,402	6,116
PENRO - Camarines Sur	170,139	167,354	18,631	67,015	40,849	32,709	159,205	16,850	23,071	30,843	43,664	114,429	2,785	8,149	44,776
PS	49,346	46,561	14,147	8,079	12,088	12,247	46,561	14,147	8,079	12,088	12,247	46,561	2,785	-	-
MOOE	39,551	39,551	4,484	4,643	9,922	15,125	34,173	2,703	4,873	6,182	7,132	20,891	-	5,378	13,283
CO	81,242	81,242	-	54,293	18,839	5,338	78,470	-	10,119	12,573	24,285	46,977	-	2,772	31,493
PENRO - Catanduanes	80,707	78,845	6,176	52,604	5,394	14,072	78,245	6,175	8,416	31,932	31,638	78,162	1,862	600	83
PS	19,320	17,458	4,660	3,136	3,677	5,984	17,458	4,660	3,139	3,677	5,981	17,458	1,862	-	-
MOOE	7,541	7,541	1,516	1,495	1,717	2,213	6,941	1,515	1,502	1,650	2,216	6,883	-	600	58
CO	53,847	53,847	-	47,972	-	5,875	53,847	c	3,775	26,605	23,441	53,821	-	-	25
PENRO - Masbate	112,222	110,287	6,336	73,460	9,904	18,312	108,011	5,782	15,215	32,298	13,644	66,939	1,935	2,276	41,072
PS	25,782	23,847	5,530	6,053	4,337	7,928	23,847	5,044	5,981	4,250	6,296	21,570	1,935	-	2,277
MOOE	11,550	11,550	806	3,065	1,584	4,889	10,344	738	2,158	1,502	4,140	8,538	-	1,206	1,806
CO	74,890	74,890	-	64,342	3,983	5,495	73,820	-	7,076	26,547	3,208	36,831	-	1,070	36,989
PENRO - Sorsogon	69,746	68,951	5,036	43,631	2,315	17,969	68,951	3,648	5,507	36,261	15,694	61,109	795	c	7,842
PS	18,798	18,003	4,125	3,657	4,377	5,844	18,003	3,085	4,216	4,091	5,462	16,854	795	-	1,149
MOOE	5,584	5,584	911	882	1,250	2,541	5,584	562	964	1,230	971	3,728	-	c	1,857
CO	45,364	45,364	-	39,092	(3,312)	9,584	45,364	-	327	30,940	9,260	40,527	-	-	4,836
Regional Office VI	1,073,285	1,073,285	155,178	342,532	210,485	309,031	1,017,227	79,244	179,882	238,450	342,915	840,491	-	56,058	176,736
PS	394,701	394,701	55,601	88,333	110,262	140,505	394,701	57,165	52,172	85,927	185,482	380,746	-	-	13,955
MOOE	329,390	329,390	96,652	57,232	64,449	77,909	296,242	21,999	69,888	80,079	81,879	253,845	-	33,148	42,397
CO	349,195	349,195	2,926	196,967	35,774	90,616	326,284	80	57,823	72,443	75,554	205,900	-	22,911	120,384

Note: Differences between the totals and the sum of components are due to rounding-off.

NATIONAL GOVERNMENT OF THE REPUBLIC OF THE PHILIPPINES
Statement of Appropriations, Allotments, Obligations, Disbursements and Balances

Statement D

By Department/Office/Agency/Province/City
 For Fiscal Year 2014
 (in thousand pesos)

Particulars	Appropriations Total	Allotments Total	Obligations					Disbursements					Unreleased Appropriations	Unobligated Allotments	Unpaid Obligations
			1st Qtr	2nd Qtr	3rd Qtr	4th Qtr	Total	1st Qtr	2nd Qtr	3rd Qtr	4th Qtr	Total			
Regional Office Proper	407,565	407,565	100,415	63,760	107,311	126,652	398,138	23,552	62,925	57,100	222,987	366,565	-	9,427	31,574
Iloilo City															
PS	222,055	222,055	18,713	32,135	81,120	90,088	222,055	16,936	18,755	15,755	170,609	222,055	-	-	-
MOOE	168,204	168,204	79,961	24,350	22,998	32,689	159,998	6,616	42,688	40,794	46,109	136,207	-	8,205	23,791
CO	17,306	17,306	1,741	7,275	3,193	3,875	16,085	-	1,482	551	6,269	8,302	-	1,222	7,782
PENRO - Aklan	93,042	93,042	7,680	46,132	17,114	19,497	90,423	7,242	19,696	25,958	7,269	60,165	-	2,619	30,258
PS	22,368	22,368	5,073	7,089	3,296	6,910	22,368	5,073	5,303	5,082	2,092	17,550	-	-	4,818
MOOE	31,082	31,082	2,422	8,760	9,722	9,996	30,900	2,089	4,708	9,193	2,863	18,854	-	182	12,047
CO	39,592	39,592	185	30,283	4,095	2,591	37,155	80	9,684	11,684	2,314	23,762	-	2,437	13,393
PENRO - Antique	110,584	110,584	9,164	53,784	23,448	24,188	110,584	9,126	15,558	26,550	49,218	100,452	-	-	10,132
PS	30,938	30,938	7,077	10,639	6,083	7,140	30,938	7,050	7,219	6,058	9,952	30,279	-	-	659
MOOE	18,731	18,731	2,087	3,825	4,979	7,840	18,731	2,076	3,397	2,951	8,295	16,719	-	-	2,012
CO	60,914	60,914	-	39,321	12,385	9,208	60,914	-	4,942	17,541	30,972	53,454	-	-	7,460
PENRO - Capiz	83,534	83,534	6,530	45,852	11,887	17,811	82,080	5,862	16,633	32,136	26,257	80,887	-	1,454	1,193
PS	18,759	18,759	4,176	6,264	2,694	5,625	18,759	4,176	4,401	3,641	6,364	18,582	-	-	177
MOOE	18,717	18,717	2,355	4,424	4,049	6,536	17,364	1,686	2,706	4,580	7,376	16,349	-	1,353	1,015
CO	46,058	46,058	-	35,163	5,143	5,650	45,956	-	9,525	23,915	12,517	45,956	-	102	-
PENRO - Guimaras	9,682	9,682	817	3,321	2,034	3,411	9,582	819	1,428	3,215	3,460	8,923	-	100	659
PS	2,672	2,672	364	743	507	1,058	2,672	361	596	529	1,126	2,612	-	-	60
MOOE	5,270	5,270	453	933	1,503	2,281	5,170	458	779	1,449	2,078	4,764	-	100	407
CO	1,740	1,740	-	1,645	24	71	1,740	-	54	1,237	257	1,548	-	-	192
PENRO - Iloilo	200,004	200,004	14,981	57,341	28,119	67,124	167,565	14,816	21,470	37,319	38,130	111,734	-	32,439	55,831
PS	46,018	46,018	10,571	13,635	9,406	12,406	46,018	10,571	12,217	10,796	12,435	46,018	-	-	-
MOOE	40,871	40,871	4,410	5,917	6,174	9,331	25,833	4,245	5,774	6,189	7,127	23,335	-	15,038	2,498
CO	113,115	113,115	-	37,789	12,540	45,386	95,715	-	3,479	20,335	18,568	42,382	-	17,400	53,333
PENRO - Negros Occidental	168,875	168,875	15,591	72,343	20,573	50,347	158,855	17,826	42,172	56,172	(4,406)	111,764	-	10,020	47,091
PS	51,890	51,890	9,628	17,827	7,157	17,279	51,890	12,998	3,680	44,067	(17,096)	43,650	-	-	8,240
MOOE	46,515	46,515	4,964	9,024	15,023	9,235	38,245	4,828	9,835	14,923	8,031	37,618	-	8,270	628
CO	70,470	70,470	1,000	45,492	(1,607)	23,834	68,720	-	28,657	(2,818)	4,658	30,497	-	1,750	38,223
Regional Office VII	1,062,502	1,037,518	118,018	352,566	250,374	211,168	932,126	92,883	138,591	252,568	271,597	755,639	24,984	105,392	176,487
PS	317,720	292,736	49,218	63,579	99,187	70,809	282,792	46,396	45,033	117,427	63,146	272,003	24,984	9,944	10,789
MOOE	381,639	381,639	68,727	48,471	66,200	103,361	286,758	46,487	40,293	39,803	87,057	213,640	c	94,882	73,118
CO	363,143	363,143	73	240,517	84,987	36,999	362,576	e	53,264	95,338	121,393	269,996	-	567	92,580

Note: Differences between the totals and the sum of components are due to rounding-off.

NATIONAL GOVERNMENT OF THE REPUBLIC OF THE PHILIPPINES
Statement of Appropriations, Allotments, Obligations, Disbursements and Balances

By Department/Office/Agency/Province/City
 For Fiscal Year 2014
 (in thousand pesos)

Particulars	Appropriations Total	Allotments Total	Obligations					Disbursements					Unreleased Appropriations	Unobligated Allotments	Unpaid Obligations
			1st Qtr	2nd Qtr	3rd Qtr	4th Qtr	Total	1st Qtr	2nd Qtr	3rd Qtr	4th Qtr	Total			
Regional Office Proper	372,648	362,623	59,579	52,821	105,391	73,018	290,809	38,049	32,214	106,913	58,546	235,722	10,025	71,814	55,087
Cebu City															
PS	168,685	158,660	15,947	34,760	74,609	28,926	154,241	18,248	17,038	89,269	27,527	152,082	10,025	4,419	2,158
MOOE	189,476	189,475	43,632	17,991	24,932	35,631	122,187	19,801	15,153	16,844	28,469	80,267	c	67,289	41,920
CO	14,488	14,488	-	70	5,851	8,461	14,382	c	22	800	2,550	3,372	-	106	11,009
PENRO - Bohol	196,653	192,290	17,168	63,116	46,880	44,804	171,968	19,691	24,990	37,056	70,245	151,982	4,363	20,322	19,986
PS	46,151	41,788	9,540	10,319	6,941	13,198	39,998	8,114	9,001	8,219	11,014	36,347	4,363	1,790	3,651
MOOE	77,354	77,354	7,628	13,502	12,404	25,288	58,823	11,577	10,806	5,902	22,836	51,120	-	18,531	7,703
CO	73,148	73,148	-	39,294	27,535	6,317	73,146	c	5,184	22,936	36,395	64,515	-	2	8,631
PENRO - Cebu City	246,035	239,494	22,126	111,544	52,550	48,888	235,108	17,476	41,694	53,797	68,626	181,593	6,541	4,386	53,516
PS	56,734	50,193	14,904	8,610	9,753	15,753	49,020	11,366	9,134	12,253	12,627	45,380	6,541	1,173	3,640
MOOE	55,311	55,311	7,148	9,752	12,092	23,360	52,352	6,109	9,364	8,442	19,308	43,223	-	2,958	9,129
CO	133,991	133,991	73	93,182	30,706	9,775	133,736	-	23,195	33,103	36,691	92,989	-	255	40,747
PENRO - Negros Oriental	225,615	223,371	16,157	118,425	41,767	39,376	215,725	14,886	36,007	50,200	67,677	168,770	2,244	7,646	46,955
PS	37,750	35,506	7,353	8,574	6,807	11,069	33,804	7,353	8,574	6,514	10,285	32,726	2,244	1,702	1,078
MOOE	50,580	50,580	8,804	5,438	14,270	16,329	44,840	7,532	3,283	6,156	13,944	30,915	-	5,740	13,925
CO	137,285	137,285	-	104,413	20,690	11,978	137,081	-	24,150	37,530	43,448	105,129	-	204	31,952
PENRO - Siquijor	21,550	19,739	2,988	6,660	3,785	5,082	18,515	2,782	3,686	4,602	6,502	17,572	1,811	1,224	942
PS	8,400	6,589	1,473	1,316	1,078	1,862	5,729	1,315	1,286	1,172	1,694	5,467	1,811	860	262
MOOE	8,920	8,920	1,515	1,787	2,502	2,752	8,556	1,468	1,687	2,461	2,500	8,115	-	364	441
CO	4,230	4,230	-	3,558	205	467	4,230	-	713	969	2,309	3,991	-	c	239
Regional Office VIII	1,247,499	1,219,005	115,597	311,359	348,781	372,475	1,148,212	107,947	147,988	283,431	427,850	967,217	28,494	70,793	180,995
PS	436,727	408,285	56,895	151,783	111,548	88,058	408,285	56,895	49,831	64,462	232,925	404,114	28,442	-	4,171
MOOE	255,922	255,870	27,066	40,803	51,180	102,235	221,284	23,069	38,963	47,074	63,402	172,508	52	34,586	48,776
CO	554,850	554,850	31,636	118,772	186,053	182,182	518,642	27,983	59,194	171,894	131,523	390,595	-	36,207	128,047
Regional Office Proper Tacloban City	409,563	408,427	44,388	138,633	100,678	89,271	372,970	42,281	27,223	42,534	205,710	317,747	1,137	35,457	55,223
PS	231,393	230,279	20,806	114,482	67,715	27,277	230,279	20,806	12,530	20,632	172,461	226,428	1,114	-	3,851
MOOE	129,030	129,007	11,914	12,455	21,325	53,681	99,375	10,502	11,601	15,483	20,754	58,340	23	29,632	41,035
CO	49,140	49,140	11,668	11,696	11,637	8,314	43,316	10,973	3,092	6,419	12,496	32,979	-	5,824	10,336
PENRO - Biliran	127,127	121,779	8,476	36,234	18,740	52,354	115,802	8,480	13,755	20,930	57,783	100,948	5,348	5,977	14,854
PS	34,979	29,631	6,509	6,846	5,190	11,085	29,631	6,509	6,846	5,190	11,085	29,631	5,348	-	-
MOOE	22,991	22,991	1,967	3,967	4,439	11,380	21,752	1,971	3,939	4,742	10,919	21,570	-	1,239	182
CO	69,157	69,157	-	25,420	9,110	29,888	64,419	-	2,970	10,998	35,779	49,747	-	4,738	14,672

Note: Differences between the totals and the sum of components are due to rounding-off.

NATIONAL GOVERNMENT OF THE REPUBLIC OF THE PHILIPPINES
Statement of Appropriations, Allotments, Obligations, Disbursements and Balances

Statement D

By Department/Office/Agency/Province/City
 For Fiscal Year 2014
 (in thousand pesos)

Particulars	Appropriations Total	Allotments Total	Obligations					Disbursements					Unreleased Appropriations	Unobligated Allotments	Unpaid Obligations
			1st Qtr	2nd Qtr	3rd Qtr	4th Qtr	Total	1st Qtr	2nd Qtr	3rd Qtr	4th Qtr	Total			
PENRO - Eastern Samar	85,957	82,793	10,568	25,688	16,281	30,122	82,659	7,844	13,149	25,034	24,952	70,980	3,164	133	11,680
PS	34,026	30,862	6,544	6,707	5,085	12,527	30,862	6,544	6,707	5,085	12,527	30,862	3,164	-	-
MOOE	17,794	17,794	3,562	5,634	4,221	4,243	17,660	1,301	4,340	5,686	4,679	16,006	-	133	1,655
CO	34,137	34,137	463	13,347	6,975	13,352	34,137	-	2,102	14,263	7,747	24,111	-	-	10,025
PENRO - Leyte	49,614	47,951	14,607	12,397	5,495	15,037	47,536	11,851	6,683	4,256	9,617	32,407	1,663	416	15,129
PS	13,852	12,189	2,731	2,013	2,281	5,164	12,189	2,731	2,013	2,281	4,844	11,869	1,663	-	320
MOOE	10,336	10,336	686	1,150	1,337	6,748	9,921	425	1,270	804	2,958	5,457	-	416	4,464
CO	25,426	25,426	11,190	9,233	1,877	3,126	25,426	8,695	3,399	1,172	1,815	15,081	-	-	10,345
PENRO - Northern Samar	215,559	209,639	14,386	42,488	62,315	87,247	206,436	14,391	42,493	61,904	42,273	161,061	5,920	3,203	45,375
PS	37,828	31,907	6,854	8,950	5,552	10,551	31,907	6,854	8,950	5,552	10,551	31,907	5,920	-	-
MOOE	28,179	28,179	2,817	5,937	9,098	8,633	26,485	2,822	5,941	9,106	8,614	26,483	-	1,694	2
CO	149,553	149,553	4,714	27,602	47,665	68,063	148,044	4,714	27,602	47,246	23,108	102,670	-	1,509	45,374
PENRO - Western Samar	118,639	113,401	8,358	23,309	32,373	46,619	110,658	8,225	12,075	15,975	38,134	74,409	5,238	2,743	36,249
PS	32,801	27,563	6,608	6,426	5,617	8,912	27,563	6,608	6,426	5,614	8,915	27,563	5,238	-	-
MOOE	21,648	21,648	1,750	3,420	4,198	11,623	20,991	1,617	3,631	4,795	10,112	20,156	-	657	835
CO	64,190	64,190	-	13,462	22,558	26,084	62,104	-	2,017	5,566	19,107	26,690	-	2,086	35,414
PENRO - Southern Leyte	241,040	235,016	14,815	32,611	112,901	51,824	212,151	14,875	32,611	112,798	49,381	209,665	6,024	22,865	2,486
PS	51,848	45,853	6,844	6,358	20,109	12,543	45,853	6,844	6,358	20,109	12,543	45,853	5,995	-	-
MOOE	25,945	25,915	4,371	8,241	6,561	5,928	25,101	4,431	8,241	6,458	5,366	24,496	29	815	604
CO	163,247	163,247	3,601	18,012	86,231	33,354	141,197	3,601	18,012	86,231	31,472	139,315	-	22,050	1,882
Regional Office IX	1,134,215	1,111,261	212,293	378,825	272,042	170,909	1,034,069	129,012	236,985	320,243	252,415	938,655	22,954	77,192	95,414
PS	395,299	372,345	54,107	62,943	174,889	77,533	369,473	53,272	63,092	174,816	74,072	365,252	22,954	2,872	4,221
MOOE	306,387	306,387	96,941	29,919	45,785	66,506	239,151	47,406	32,994	57,779	66,127	204,305	-	67,236	34,846
CO	432,529	432,529	61,245	285,963	51,368	26,870	425,446	28,334	140,899	87,647	112,217	369,098	-	7,084	56,348
Regional Office Proper Zamboanga City	600,839	579,953	104,329	139,036	202,160	92,488	538,013	60,529	113,873	235,074	83,051	492,527	20,886	41,940	45,486
PS	302,926	282,040	29,832	45,848	158,789	45,037	279,506	29,832	45,846	158,777	44,427	278,882	20,886	2,534	624
MOOE	186,438	186,438	74,497	15,578	26,936	31,934	148,945	30,697	15,841	38,403	35,168	120,109	-	37,493	28,836
CO	111,474	111,474	-	77,610	16,434	15,518	109,562	c	52,186	37,895	3,456	93,536	-	1,912	16,025
PENRO - Zamboanga del Norte	261,606	261,606	25,054	160,311	29,690	36,560	251,615	17,813	41,352	49,690	137,728	246,583	-	9,991	5,032
PS	43,117	43,117	12,805	8,157	8,165	13,915	43,042	11,980	8,344	8,165	13,976	42,464	-	76	578
MOOE	48,380	48,380	8,031	5,863	8,649	18,081	40,625	5,833	5,984	8,727	16,845	37,389	-	7,756	3,236
CO	170,109	170,109	4,218	146,290	12,876	4,565	167,949	c	27,024	32,799	106,908	166,731	-	2,160	1,218

Note: Differences between the totals and the sum of components are due to rounding-off.

NATIONAL GOVERNMENT OF THE REPUBLIC OF THE PHILIPPINES
Statement of Appropriations, Allotments, Obligations, Disbursements and Balances
 By Department/Office/Agency/Province/City
 For Fiscal Year 2014
 (in thousand pesos)

Statement D

Particulars	Appropriations Total	Allotments Total	Obligations					Disbursements					Unreleased Appropriations	Unobligated Allotments	Unpaid Obligations
			1st Qtr	2nd Qtr	3rd Qtr	4th Qtr	Total	1st Qtr	2nd Qtr	3rd Qtr	4th Qtr	Total			
PENRO - Zamboanga del Sur	143,943	143,943	55,148	19,753	27,555	25,388	127,844	24,412	22,440	21,164	15,699	83,715	-	16,099	44,128
PS	28,366	28,366	7,538	4,713	4,650	11,345	28,246	7,528	4,678	4,590	8,454	25,250	-	120	2,996
MOOE	38,106	38,106	7,098	4,086	4,490	8,022	23,696	3,905	6,868	4,718	6,158	21,649	-	14,409	2,047
CO	77,471	77,471	40,512	10,953	18,415	6,021	75,902	12,980	10,894	11,856	1,087	36,817	-	1,570	39,085
PENRO - Zamboanga Sibugay	127,828	125,760	27,762	59,725	12,637	16,473	116,597	26,257	59,321	14,314	15,936	115,828	2,068	9,162	769
PS	20,889	18,821	3,932	4,224	3,286	7,237	18,679	3,932	4,224	3,286	7,215	18,657	2,068	142	23
MOOE	33,463	33,463	7,315	4,391	5,709	8,469	25,885	6,971	4,301	5,931	7,955	25,159	-	7,579	726
CO	73,475	73,475	16,515	51,109	3,643	766	72,033	15,354	50,795	5,098	766	72,013	-	1,442	20
Regional Office X	1,023,222	987,389	129,638	157,101	496,604	165,800	949,142	85,313	112,679	348,485	302,917	849,394	35,833	38,247	99,748
PS	430,170	394,337	72,402	55,069	198,606	68,260	394,337	64,917	60,095	180,419	73,465	378,896	35,833	-	15,442
MOOE	274,224	274,224	57,192	39,036	87,954	52,777	236,959	20,380	43,625	42,051	86,317	192,373	-	37,265	44,586
CO	318,828	318,828	44	62,996	210,044	44,762	317,846	16	8,959	126,015	143,136	278,126	-	982	39,720
Regional Office Proper Cagayan de Oro City	410,574	393,462	61,989	35,093	212,402	45,732	355,216	35,891	43,562	169,981	83,855	333,289	17,112	38,247	21,926
PS	257,500	240,388	35,019	21,748	160,762	22,859	240,388	27,517	29,233	150,273	33,365	240,388	17,112	-	-
MOOE	136,249	136,249	26,926	12,864	38,691	20,504	98,985	8,358	13,881	18,073	38,045	78,357	-	37,265	20,628
CO	16,825	16,825	44	481	12,948	2,369	15,843	16	449	1,635	12,444	14,544	-	982	1,299
PENRO - Bukidnon	299,059	294,146	30,092	57,323	151,277	55,453	294,146	19,368	22,051	107,089	126,777	275,285	4,913	-	18,861
PS	53,246	48,333	13,582	7,479	11,971	15,302	48,333	13,738	7,136	9,898	13,842	44,614	4,913	-	3,719
MOOE	62,854	62,854	16,511	6,468	21,905	17,969	62,854	5,629	8,534	10,785	30,281	55,229	-	-	7,625
CO	182,959	182,959	-	43,376	117,401	22,182	182,959	-	6,381	86,407	82,655	175,442	-	-	7,517
PENRO - Camiguin	25,132	23,536	3,139	5,826	9,888	4,683	23,536	3,125	3,168	5,185	8,964	20,442	1,596	-	3,094
PS	11,632	10,036	2,525	1,603	3,511	2,397	10,036	2,524	1,402	1,747	2,515	8,187	1,596	-	1,849
MOOE	7,696	7,696	614	2,661	2,886	1,536	7,696	601	903	2,675	2,779	6,958	-	-	738
CO	5,804	5,804	-	1,562	3,492	750	5,804	-	864	763	3,669	5,296	-	-	508
PENRO - Lanao del Norte	90,214	83,553	14,273	14,880	39,908	14,493	83,553	12,969	13,242	29,071	2,012	57,294	6,661	-	26,260
PS	49,960	43,299	11,145	11,495	9,763	10,896	43,299	11,007	9,749	8,769	4,195	33,720	6,661	-	9,579
MOOE	14,685	14,685	3,128	3,385	4,574	3,598	14,685	1,962	2,855	5,131	(2,184)	7,765	-	-	6,920
CO	25,570	25,570	-	-	25,570	-	25,570	-	638	15,171	-	15,809	-	-	9,761
PENRO - Misamis Occidental	104,164	102,388	12,996	18,788	47,058	23,547	102,388	6,750	21,539	25,510	29,974	83,773	1,776	-	18,615
PS	24,275	22,499	3,822	5,807	7,183	5,687	22,499	3,822	5,806	7,183	5,392	22,203	1,776	-	295
MOOE	40,019	40,019	9,174	9,768	14,198	6,879	40,019	2,928	15,106	3,518	11,233	32,785	-	-	7,233
CO	39,871	39,871	-	3,213	25,677	10,981	39,871	-	627	14,809	13,349	28,785	-	-	11,087

Note: Differences between the totals and the sum of components are due to rounding-off.

NATIONAL GOVERNMENT OF THE REPUBLIC OF THE PHILIPPINES
Statement of Appropriations, Allotments, Obligations, Disbursements and Balances

Statement D

By Department/Office/Agency/Province/City
 For Fiscal Year 2014
 (in thousand pesos)

Particulars	Appropriations Total	Allotments Total	Obligations					Disbursements					Unreleased Appropriations	Unobligated Allotments	Unpaid Obligations
			1st Qtr	2nd Qtr	3rd Qtr	4th Qtr	Total	1st Qtr	2nd Qtr	3rd Qtr	4th Qtr	Total			
PENRO - Misamis Oriental	94,078	90,303	7,149	25,191	36,071	21,892	90,303	7,211	9,116	11,650	51,336	79,312	3,775	c	10,992
PS	33,558	29,783	6,309	6,937	5,417	11,120	29,783	6,309	6,770	2,550	14,155	29,783	3,775	-	-
MOOE	12,721	12,721	840	3,890	5,699	2,292	12,721	902	2,346	1,869	6,162	11,279	-	c	1,442
CO	47,799	47,799	-	14,364	24,955	8,480	47,799	-	-	7,231	31,019	38,250	-	-	9,549
Regional Office XI	1,071,118	1,071,118	86,185	463,926	208,274	206,246	964,631	68,870	320,635	257,058	174,911	821,474	-	106,488	143,156
PS	423,109	423,109	53,626	226,392	42,614	94,246	416,878	52,970	224,149	39,464	78,038	394,620	-	6,231	22,258
MOOE	300,252	300,252	32,559	50,616	51,694	79,353	214,221	15,900	35,405	49,915	28,358	129,578	-	86,031	84,643
CO	347,758	347,758	-	186,918	113,966	32,647	333,531	-	61,081	167,680	68,515	297,276	-	14,226	36,255
Regional Office Proper	476,423	476,423	34,094	211,691	55,892	72,433	374,110	27,650	204,612	35,174	71,282	338,717	-	102,312	35,393
Davao City															
PS	280,305	280,305	20,675	193,464	21,226	36,984	272,349	19,973	191,279	19,401	32,715	263,368	-	7,956	8,981
MOOE	167,880	167,880	13,419	17,774	23,141	32,276	86,610	7,676	13,054	13,825	27,823	62,378	-	81,270	24,232
CO	28,238	28,238	-	453	11,525	3,174	15,152	-	279	1,948	10,744	12,971	-	13,086	2,181
PENRO - Compostela Valley	153,620	153,620	10,842	47,304	63,543	31,932	153,620	8,388	12,641	71,949	28,535	121,513	-	-	32,107
PS	27,312	27,312	6,318	6,375	4,680	9,940	27,312	6,308	6,385	4,675	9,212	26,579	-	-	733
MOOE	34,013	34,013	4,524	8,472	9,817	11,200	34,013	2,080	4,904	6,553	(2,981)	10,555	-	-	23,458
CO	92,295	92,295	-	32,458	49,046	10,792	92,295	-	1,353	60,721	22,305	84,379	-	-	7,917
PENRO - Davao del Norte	93,067	93,067	9,493	40,574	17,350	24,774	92,190	9,134	10,843	33,219	24,112	77,308	-	876	14,883
PS	30,839	30,839	6,974	7,084	3,489	12,415	29,963	7,245	7,311	3,550	9,306	27,413	-	876	2,550
MOOE	15,975	15,975	2,519	3,665	3,163	6,627	15,975	1,889	3,457	2,393	544	8,282	-	-	7,692
CO	46,253	46,253	-	29,825	10,697	5,731	46,253	-	75	27,276	14,262	41,613	-	-	4,640
PENRO - Davao del Sur	194,536	194,536	15,889	94,609	43,467	38,413	192,377	11,952	27,753	89,626	28,018	157,350	-	2,159	35,027
PS	43,997	43,997	10,118	10,466	6,841	14,413	41,838	9,907	10,167	5,460	12,729	38,262	-	2,159	3,576
MOOE	35,070	35,070	5,770	11,921	1,564	15,814	35,070	2,045	7,924	13,309	(5,330)	17,948	-	-	17,122
CO	115,469	115,469	-	72,221	35,061	8,186	115,469	-	9,663	70,857	20,620	101,140	-	-	14,329
PENRO - Davao Oriental	153,473	153,473	15,868	69,748	28,022	38,695	152,333	11,747	64,785	27,090	22,964	126,586	-	1,140	25,747
PS	40,656	40,656	9,541	9,003	6,378	15,734	40,656	9,536	9,008	6,378	14,076	38,998	-	-	1,658
MOOE	47,315	47,315	6,326	8,784	14,008	18,198	47,315	2,210	6,066	13,835	8,303	30,414	-	-	16,901
CO	65,502	65,502	-	51,961	7,637	4,764	64,362	-	49,711	6,878	585	57,174	-	1,140	7,188
Regional Office XII	973,832	973,832	85,667	244,320	308,512	268,452	906,951	11,571	17,569	46,388	43,216	118,744	-	66,881	788,207
PS	363,635	363,635	45,625	49,400	118,982	142,834	356,841	5,359	4,721	6,274	6,768	23,121	-	6,794	333,720
MOOE	290,356	290,356	35,504	62,787	42,342	101,443	242,076	5,212	2,179	7,213	6,237	20,841	-	48,279	221,235
CO	319,841	319,841	4,538	132,134	147,188	24,175	308,034	1,000	10,669	32,902	30,211	74,782	-	11,807	233,252

Note: Differences between the totals and the sum of components are due to rounding-off.

NATIONAL GOVERNMENT OF THE REPUBLIC OF THE PHILIPPINES
Statement of Appropriations, Allotments, Obligations, Disbursements and Balances

Statement D

By Department/Office/Agency/Province/City
 For Fiscal Year 2014
 (in thousand pesos)

Particulars	Appropriations Total	Allotments Total	Obligations					Disbursements					Unreleased Appropriations	Unobligated Allotments	Unpaid Obligations
			1st Qtr	2nd Qtr	3rd Qtr	4th Qtr	Total	1st Qtr	2nd Qtr	3rd Qtr	4th Qtr	Total			
Regional Office Proper	484,690	484,690	41,071	70,284	126,503	188,875	426,733	1,223	1,002	605	2,932	5,762	-	57,957	420,972
Koronadal City															
PS	254,064	254,064	18,645	22,063	92,531	117,042	250,280	983	1,002	605	1,432	4,022	-	3,784	246,258
MOOE	201,911	201,911	21,185	46,072	18,351	68,024	153,632	240	-	-	1,500	1,740	-	48,279	151,892
CO	28,715	28,715	1,241	2,149	15,622	3,810	22,822	-	-	-	-	-	-	5,893	22,822
PENRO - North Cotabato	127,183	127,183	12,417	66,210	32,693	15,023	126,343	32	76	32	55	194	-	840	126,149
PS	31,035	31,035	8,076	8,185	8,371	5,563	30,195	32	76	32	55	194	-	840	30,001
MOOE	23,808	23,808	3,341	4,985	7,088	8,395	23,808	-	-	0	-	0	-	-	23,808
CO	72,340	72,340	1,000	53,040	17,235	1,065	72,340	-	-	-	-	-	-	-	72,340
PENRO - Sarangani	118,887	118,887	11,058	24,854	59,217	20,336	115,465	31	49	36	54	170	-	3,422	115,295
PS	30,525	30,525	7,605	7,841	6,855	7,445	29,745	31	49	19	54	153	-	780	29,592
MOOE	18,727	18,727	3,157	3,825	4,576	7,170	18,727	-	-	17	-	17	-	-	18,710
CO	69,634	69,634	297	13,188	47,787	5,721	66,992	-	-	-	-	-	-	2,642	66,992
PENRO - South Cotabato	129,089	129,089	10,791	49,592	37,599	27,226	125,207	126	170	6,266	149	6,711	-	3,882	118,496
PS	29,048	29,048	7,111	6,616	6,724	7,986	28,438	126	170	126	149	570	-	610	27,868
MOOE	20,855	20,855	2,679	4,714	5,491	7,970	20,855	-	-	880	-	880	-	-	19,975
CO	79,186	79,186	1,000	38,262	25,384	11,269	75,914	-	-	5,261	-	5,261	-	3,272	70,653
PENRO - Sultan Kudarat	113,983	113,983	10,331	33,380	52,500	16,992	113,203	10,160	16,273	39,449	40,026	105,908	-	780	7,295
PS	18,963	18,963	4,188	4,696	4,502	4,798	18,183	4,188	3,425	5,492	5,078	18,183	-	780	-
MOOE	25,054	25,054	5,143	3,190	6,837	9,884	25,054	4,972	2,179	6,316	4,737	18,204	-	-	6,850
CO	69,966	69,966	1,000	25,495	41,161	2,310	69,966	1,000	10,669	27,641	30,211	69,521	-	-	445
Regional Office XIII	904,343	904,343	85,747	194,139	410,875	201,445	892,207	74,620	92,256	151,037	358,069	675,981	-	12,136	216,226
PS	305,725	305,725	48,823	52,807	133,941	70,155	305,725	49,578	35,925	37,798	140,373	263,674	-	-	42,051
MOOE	265,879	265,879	36,427	67,582	79,248	72,157	255,414	25,042	43,858	39,493	74,628	183,021	-	10,465	72,393
CO	332,739	332,739	498	73,751	197,685	59,134	331,068	-	12,473	73,746	143,068	229,287	-	1,671	101,782
Regional Office Proper	302,308	302,308	30,309	68,091	131,334	69,217	298,951	24,169	27,069	24,766	153,980	229,984	-	3,356	68,967
Butuan City															
PS	155,980	155,980	10,327	20,785	98,596	26,271	155,980	12,546	7,839	8,169	104,313	132,866	-	-	23,114
MOOE	123,816	123,816	19,484	36,281	26,460	38,236	120,460	11,623	15,453	11,979	42,114	81,169	-	3,356	39,291
CO	22,512	22,512	498	11,026	6,279	4,710	22,512	-	3,778	4,619	7,552	15,949	-	-	6,563
PENRO - Agusan del Norte	71,794	71,794	11,785	19,719	19,720	19,490	70,714	10,966	13,816	18,521	22,206	65,509	-	1,080	5,205
PS	38,541	38,541	10,186	9,336	8,411	10,609	38,541	9,590	8,894	8,444	10,383	37,311	-	-	1,230
MOOE	13,351	13,351	1,599	3,415	5,393	2,944	13,351	1,376	2,994	3,781	3,991	12,143	-	-	1,209
CO	19,901	19,901	-	6,968	5,915	5,937	18,821	-	1,928	6,296	7,832	16,056	-	1,080	2,765

Note: Differences between the totals and the sum of components are due to rounding-off.

NATIONAL GOVERNMENT OF THE REPUBLIC OF THE PHILIPPINES
Statement of Appropriations, Allotments, Obligations, Disbursements and Balances

Statement D

By Department/Office/Agency/Province/City
 For Fiscal Year 2014
 (in thousand pesos)

Particulars	Appropriations Total	Allotments Total	Obligations					Disbursements					Unreleased Appropriations	Unobligated Allotments	Unpaid Obligations
			1st Qtr	2nd Qtr	3rd Qtr	4th Qtr	Total	1st Qtr	2nd Qtr	3rd Qtr	4th Qtr	Total			
PENRO - Agusan del Sur	321,275	321,275	21,604	49,797	191,821	58,052	321,275	21,491	18,055	69,748	141,610	250,903	-	-	70,372
PS	48,372	48,372	14,907	6,453	10,979	16,034	48,372	14,793	6,493	9,334	11,310	41,930	-	-	6,441
MOOE	49,227	49,227	6,698	12,229	21,660	8,640	49,227	6,697	11,562	10,360	17,315	45,935	-	-	3,292
CO	223,676	223,676	-	31,116	159,181	33,379	223,676	-	-	50,054	112,984	163,038	-	-	60,638
PENRO - Surigao del Norte	80,346	80,346	7,221	24,734	24,631	20,807	77,394	7,027	19,500	19,431	17,797	63,756	-	2,952	13,638
PS	15,776	15,776	3,060	3,805	6,002	2,910	15,776	3,060	3,805	3,407	3,984	14,256	-	-	1,520
MOOE	38,315	38,315	4,161	10,707	12,734	8,351	35,953	3,968	10,856	9,542	6,946	31,312	-	2,362	4,642
CO	26,254	26,254	-	10,222	5,896	9,546	25,664	-	4,839	6,482	6,867	18,188	-	591	7,476
PENRO - Surigao del Sur	104,397	104,397	13,657	27,427	35,197	28,116	104,397	10,966	13,816	18,571	22,476	65,830	-	-	38,567
PS	46,590	46,590	10,344	12,428	9,953	13,865	46,590	9,590	8,894	8,444	10,383	37,311	-	-	9,279
MOOE	26,188	26,188	3,314	3,460	9,885	9,529	26,188	1,376	2,994	3,831	4,261	12,463	-	-	13,725
CO	31,619	31,619	-	11,538	15,359	4,722	31,619	-	1,928	6,296	7,832	16,056	-	-	15,563
PENRO - Dinagat	24,224	24,224	1,171	4,371	8,172	5,762	19,477	885	3,008	6,466	6,789	17,148	-	4,747	2,328
PS	466	466	-	-	-	466	466	-	-	-	466	466	-	-	-
MOOE	14,981	14,981	1,171	1,490	3,117	4,457	10,234	885	1,624	2,561	3,349	8,419	-	4,747	1,815
CO	8,776	8,776	-	2,881	5,056	839	8,776	-	1,384	3,905	2,974	8,263	-	-	513
Environmental Management Bureau	1,465,926	1,436,527	170,531	640,077	325,143	290,780	1,426,531	133,699	255,071	531,463	380,096	1,300,329	29,399	9,996	126,203
PS	356,063	331,683	60,863	152,004	49,405	67,641	329,913	55,520	144,961	49,346	67,900	317,727	24,380	1,770	12,185
MOOE	466,521	464,102	101,034	103,560	124,377	130,089	459,060	70,892	102,964	81,652	155,360	410,868	2,419	5,042	48,192
CO	643,343	640,743	8,635	384,513	151,361	93,049	637,558	7,287	7,145	400,465	156,836	571,733	2,600	3,185	65,825
NCR	944,578	928,335	68,284	477,627	217,520	157,532	920,962	44,692	108,179	440,182	216,892	809,944	16,243	7,373	111,018
PS	148,790	137,566	21,780	70,460	17,666	27,573	137,480	19,147	67,654	16,830	27,026	130,657	11,224	87	6,823
MOOE	219,377	216,958	44,786	34,376	55,785	77,647	212,593	25,540	38,215	32,445	73,526	169,726	2,419	4,365	42,867
CO	576,411	573,811	1,717	372,791	144,069	52,312	570,889	5	2,310	390,907	116,340	509,562	2,600	2,921	61,328
Central Office	838,748	829,355	55,511	435,409	203,423	130,465	824,808	33,355	67,418	427,505	188,610	716,887	9,393	4,547	107,921
Quezon City															
PS	85,311	80,937	13,460	36,789	11,977	18,625	80,851	12,088	34,642	11,491	17,941	76,162	4,374	87	4,689
MOOE	180,326	177,907	40,334	26,353	48,659	61,001	176,347	21,262	30,856	26,305	56,020	134,443	2,419	1,560	41,904
CO	573,111	570,511	1,717	372,267	142,788	50,839	567,610	5	1,919	389,709	114,649	506,282	2,600	2,900	61,328
Regional Office - NCR	105,830	98,980	12,772	42,218	14,096	27,067	96,154	11,337	40,761	12,677	28,282	93,057	6,850	2,826	3,097
Quezon City															
PS	63,479	56,629	8,320	33,671	5,689	8,948	56,629	7,060	33,011	5,339	9,085	54,495	6,850	-	2,134
MOOE	39,051	39,051	4,452	8,023	7,126	16,646	36,246	4,277	7,359	6,140	17,507	35,283	-	2,805	963
CO	3,300	3,300	-	524	1,281	1,473	3,279	-	391	1,198	1,690	3,279	-	21	-

Note: Differences between the totals and the sum of components are due to rounding-off.

NATIONAL GOVERNMENT OF THE REPUBLIC OF THE PHILIPPINES
Statement of Appropriations, Allotments, Obligations, Disbursements and Balances

Statement D

By Department/Office/Agency/Province/City
 For Fiscal Year 2014
 (in thousand pesos)

Particulars	Appropriations Total	Allotments Total	Obligations					Disbursements					Unreleased Appropriations	Unobligated Allotments	Unpaid Obligations
			1st Qtr	2nd Qtr	3rd Qtr	4th Qtr	Total	1st Qtr	2nd Qtr	3rd Qtr	4th Qtr	Total			
Regional Office I	32,926	31,609	4,454	13,716	8,385	4,955	31,509	3,145	13,165	7,796	6,282	30,388	1,317	100	1,121
City of San Fernando, La Union															
PS	18,201	16,884	3,092	9,333	2,374	2,084	16,884	2,015	9,281	2,655	1,990	15,941	1,317	-	943
MOOE	12,725	12,725	1,361	3,446	5,037	2,782	12,625	1,130	3,884	3,313	4,120	12,447	-	100	178
CO	2,000	2,000	-	937	973	90	2,000	-	-	1,828	172	2,000	-	-	-
Regional Office - CAR	32,696	32,529	8,862	10,926	8,292	4,450	32,529	7,492	11,012	8,267	5,683	32,453	167	-	76
Baguio City															
PS	14,834	14,667	4,515	4,968	2,725	2,459	14,667	4,425	4,968	2,773	2,500	14,666	167	-	1
MOOE	15,863	15,863	4,178	5,104	4,658	1,923	15,863	2,898	5,189	4,584	3,116	15,787	-	-	75
CO	2,000	2,000	169	854	910	67	2,000	169	854	910	67	2,000	-	-	-
Regional Office II	36,438	34,614	6,728	15,111	6,626	5,996	34,461	5,793	12,611	8,304	6,645	33,352	1,824	154	1,108
Tuguegarao City															
PS	21,830	20,006	3,729	11,036	2,395	2,843	20,003	3,310	9,106	4,216	3,360	19,992	1,824	3	11
MOOE	12,608	12,608	2,999	3,054	3,578	2,826	12,458	2,468	3,207	3,209	3,265	12,149	-	150	308
CO	2,000	2,000	-	1,021	653	326	2,000	14	297	879	20	1,210	-	-	790
Regional Office III	38,878	38,878	9,183	8,951	11,318	9,371	38,822	8,883	9,058	9,313	11,568	38,822	-	55	-
San Fernando, Pampanga															
PS	12,911	12,911	3,565	3,045	3,026	3,220	12,856	3,053	3,035	2,987	3,781	12,856	-	55	-
MOOE	23,472	23,472	5,597	5,097	7,403	5,376	23,472	5,808	5,215	5,437	7,012	23,472	-	-	-
CO	2,495	2,495	22	809	889	775	2,495	22	809	889	775	2,495	-	-	-
Regional Office IV-A	54,873	52,140	12,444	17,823	7,638	14,233	52,140	12,241	16,538	(2,310)	23,575	50,044	2,733	-	2,095
Pasay City															
PS	24,752	22,019	4,392	8,779	3,573	5,275	22,019	4,296	8,797	2,129	5,060	20,281	2,733	-	1,737
MOOE	28,111	28,111	7,262	7,830	4,065	8,954	28,111	6,424	7,460	(3,928)	17,904	27,861	-	-	250
CO	2,010	2,010	791	1,215	-	4	2,010	1,522	280	(511)	611	1,902	-	-	107
Regional Office IV-B	39,099	38,062	9,874	11,136	8,399	8,464	37,873	8,816	11,949	7,809	8,396	36,970	1,037	188	903
Pasay City															
PS	20,683	19,646	3,382	9,202	2,669	4,204	19,457	3,488	8,493	3,501	3,571	19,053	1,037	188	404
MOOE	16,416	16,416	5,346	1,637	5,401	4,032	16,416	4,410	3,087	3,789	4,684	15,969	-	-	447
CO	2,000	2,000	1,147	297	329	228	2,000	918	369	520	141	1,948	-	-	52
Regional Office V	31,892	31,291	5,385	12,171	8,124	5,610	31,291	4,131	5,786	8,087	10,085	28,089	601	-	3,202
Legaspi City															
PS	9,263	8,662	1,525	3,334	1,308	2,495	8,662	1,455	2,183	2,507	1,445	7,590	601	-	1,072
MOOE	20,628	20,628	3,859	7,680	6,739	2,349	20,628	2,676	3,603	4,423	7,813	18,515	-	-	2,113
CO	2,000	2,000	-	1,157	77	767	2,000	-	-	1,157	827	1,983	-	-	17

Note: Differences between the totals and the sum of components are due to rounding-off.

NATIONAL GOVERNMENT OF THE REPUBLIC OF THE PHILIPPINES
Statement of Appropriations, Allotments, Obligations, Disbursements and Balances
 By Department/Office/Agency/Province/City
 For Fiscal Year 2014
 (in thousand pesos)

Statement D

Particulars	Appropriations Total	Allotments Total	Obligations					Disbursements					Unreleased Appropriations	Unobligated Allotments	Unpaid Obligations
			1st Qtr	2nd Qtr	3rd Qtr	4th Qtr	Total	1st Qtr	2nd Qtr	3rd Qtr	4th Qtr	Total			
Regional Office VI	31,663	30,666	7,624	10,387	6,768	5,851	30,630	7,026	10,653	6,479	6,256	30,414	997	36	216
Iloilo City															
PS	11,646	10,649	2,068	3,858	1,913	2,773	10,613	2,059	3,862	1,913	2,778	10,612	997	36	1
MOOE	18,017	18,017	3,847	6,257	4,855	3,058	18,017	3,272	6,519	4,562	3,479	17,831	-	-	186
CO	2,000	2,000	1,708	272	-	19	2,000	1,695	272	4	(1)	1,971	-	-	29
Regional Office VII	29,007	28,737	5,468	9,629	6,405	7,235	28,737	4,520	7,863	6,858	8,450	27,692	270	-	1,046
Mandaue City															
PS	7,975	7,705	1,681	2,573	1,487	1,964	7,705	1,681	2,573	1,487	1,964	7,705	270	-	1
MOOE	18,378	18,378	3,788	5,549	4,806	4,236	18,378	2,840	5,290	4,598	5,449	18,177	-	-	201
CO	2,654	2,654	-	1,507	112	1,035	2,654	-	-	774	1,037	1,811	-	-	844
Regional Office VIII	59,536	58,990	3,918	8,158	5,589	40,829	58,494	3,590	6,888	6,201	39,487	56,166	546	496	2,328
Tacloban City															
PS	10,846	10,300	1,767	4,228	1,396	2,413	9,804	1,721	4,195	1,475	2,413	9,804	546	496	c
MOOE	12,388	12,388	2,009	2,436	3,237	4,706	12,388	1,728	2,336	3,296	4,090	11,449	-	-	939
CO	36,302	36,302	142	1,495	956	33,710	36,302	142	357	1,431	32,984	34,913	-	c	1,389
Regional Office IX	26,997	25,835	6,254	10,555	5,742	3,284	25,835	4,224	9,966	5,432	5,665	25,288	1,162	-	547
Zamboanga City															
PS	11,870	10,708	1,986	6,264	1,497	961	10,708	1,841	5,774	1,230	1,862	10,708	1,162	-	c
MOOE	12,472	12,472	3,933	3,368	3,710	1,461	12,472	2,047	3,386	3,845	3,021	12,300	-	-	172
CO	2,655	2,655	335	924	535	861	2,655	335	805	358	782	2,280	-	-	375
Regional Office X	31,132	30,782	6,716	9,710	5,447	7,999	29,872	4,596	7,858	3,933	11,866	28,254	350	910	1,618
Cagayan de Oro City															
PS	13,515	13,165	2,342	5,207	1,933	3,148	12,630	1,628	4,605	1,497	3,774	11,503	350	535	1,127
MOOE	14,801	14,801	4,079	4,407	3,338	2,602	14,426	2,632	3,210	2,260	6,193	14,295	-	375	131
CO	2,816	2,816	295	97	176	2,248	2,816	337	44	176	1,899	2,456	-	-	360
Regional Office XI	31,460	29,778	5,921	12,481	6,167	4,552	29,120	5,207	11,787	3,736	7,894	28,624	1,682	658	496
Davao City															
PS	13,967	12,286	1,773	6,301	1,481	2,387	11,942	2,151	6,843	561	2,349	11,904	1,682	343	39
MOOE	15,493	15,493	3,898	5,308	4,065	2,170	15,441	2,986	4,435	2,733	4,980	15,134	-	52	307
CO	2,000	2,000	250	871	621	(6)	1,736	70	509	442	564	1,586	-	264	151
Regional Office XII	25,597	25,375	6,248	6,543	7,155	5,404	25,350	6,174	6,613	6,613	5,904	25,305	223	25	45
Koronadal City															
PS	9,622	9,400	1,805	2,090	2,901	2,578	9,375	1,790	2,273	2,518	2,765	9,346	223	25	29
MOOE	13,975	13,975	2,543	4,353	4,254	2,825	13,975	2,485	4,269	4,095	3,109	13,959	-	-	16
CO	2,000	2,000	1,899	101	-	-	2,000	1,899	71	-	30	2,000	-	-	-

Note: Differences between the totals and the sum of components are due to rounding-off.

NATIONAL GOVERNMENT OF THE REPUBLIC OF THE PHILIPPINES
Statement of Appropriations, Allotments, Obligations, Disbursements and Balances
 By Department/Office/Agency/Province/City
 For Fiscal Year 2014
 (in thousand pesos)

Statement D

Particulars	Appropriations Total	Allotments Total	Obligations					Disbursements					Unreleased Appropriations	Unobligated Allotments	Unpaid Obligations
			1st Qtr	2nd Qtr	3rd Qtr	4th Qtr	Total	1st Qtr	2nd Qtr	3rd Qtr	4th Qtr	Total			
Regional Office XIII	19,158	18,907	3,169	5,151	5,569	5,017	18,907	3,169	5,145	4,762	5,447	18,523	251	-	384
Butuan City															
PS	5,360	5,109	1,460	1,324	1,062	1,263	5,109	1,460	1,318	1,068	1,263	5,109	251	-	-
MOOE	11,798	11,798	1,550	3,660	3,447	3,141	11,798	1,550	3,660	2,991	3,597	11,798	-	-	-
CO	2,000	2,000	160	167	1,061	613	2,000	160	167	703	586	1,616	-	-	384
Mines and Geo-Sciences															
Bureau	1,252,114	1,229,905	226,773	300,958	353,234	326,491	1,207,456	162,824	312,532	275,527	320,879	1,071,762	22,209	22,449	135,694
PS	484,088	461,879	113,283	95,655	147,185	104,694	460,817	104,144	101,011	143,819	102,117	451,091	22,209	1,062	9,726
MOOE	590,769	590,769	102,643	138,604	179,846	151,935	573,028	56,123	146,526	120,539	147,898	471,085	-	17,741	101,943
CO	177,256	177,256	10,847	66,699	26,203	69,861	173,610	2,557	64,996	11,169	70,864	149,585	-	3,646	24,025
Central Office	592,121	586,478	99,937	172,675	168,739	133,331	574,681	46,890	181,666	114,815	117,982	461,352	5,643	11,797	113,329
NCR - Quezon City															
PS	123,080	117,437	28,479	24,784	29,016	34,921	117,200	25,307	24,760	31,623	27,224	108,914	5,643	237	8,286
MOOE	357,606	357,606	63,589	94,391	134,191	54,140	346,311	21,583	100,048	80,303	53,851	255,785	-	11,295	90,526
CO	111,435	111,435	7,870	53,499	5,532	44,269	111,170	-	56,857	2,889	36,906	96,653	-	265	14,517
Regional Office I	46,480	43,521	9,009	8,286	15,836	10,384	43,514	8,746	9,851	13,876	10,716	43,188	2,959	7	326
San Fernando City, La Union															
PS	29,774	26,815	5,823	4,759	12,374	3,853	26,808	5,680	5,583	10,422	5,124	26,808	2,959	7	-
MOOE	15,178	15,178	2,570	3,193	2,962	6,453	15,178	2,450	3,434	2,954	6,014	14,852	-	-	326
CO	1,528	1,528	616	334	500	78	1,528	616	834	500	(422)	1,528	-	-	-
Regional Office - CAR	50,082	48,952	9,481	10,376	14,662	14,350	48,869	9,416	10,228	13,992	15,074	48,710	1,131	82	159
Baguio City															
PS	31,065	29,935	7,534	5,111	10,854	6,406	29,905	7,534	5,111	10,854	6,406	29,905	1,131	29	-
MOOE	13,846	13,846	1,811	2,268	2,065	7,649	13,793	1,746	2,319	1,729	7,839	13,634	-	53	159
CO	5,172	5,172	135	2,998	1,743	296	5,172	135	2,798	1,408	829	5,172	-	-	-
Regional Office II	42,203	40,979	7,725	8,657	9,700	14,896	40,979	7,725	8,513	9,622	15,119	40,979	1,225	-	-
Tuguegarao City															
PS	24,218	22,994	5,566	4,793	7,330	5,305	22,994	5,566	4,694	7,315	5,419	22,994	1,225	-	-
MOOE	14,457	14,457	1,888	2,659	2,178	7,732	14,457	1,888	2,615	2,196	7,758	14,457	-	-	-
CO	3,528	3,528	271	1,204	193	1,860	3,528	271	1,204	111	1,941	3,528	-	-	-
Regional Office III	39,536	38,830	8,339	9,477	10,414	10,149	38,379	7,785	8,239	10,633	10,985	37,643	706	451	736
San Fernando City, Pampanga															
PS	22,417	21,712	6,209	4,526	6,717	4,254	21,705	5,656	5,073	6,708	3,986	21,423	706	7	282
MOOE	14,087	14,087	1,971	3,418	2,688	5,607	13,684	1,970	3,014	2,956	5,290	13,230	-	403	454
CO	3,031	3,031	159	1,534	1,009	288	2,990	159	152	969	1,710	2,990	-	41	-

Note: Differences between the totals and the sum of components are due to rounding-off.

NATIONAL GOVERNMENT OF THE REPUBLIC OF THE PHILIPPINES
Statement of Appropriations, Allotments, Obligations, Disbursements and Balances
 By Department/Office/Agency/Province/City
 For Fiscal Year 2014
 (in thousand pesos)

Statement D

Particulars	Appropriations Total	Allotments Total	Obligations					Disbursements					Unreleased Appropriations	Unobligated Allotments	Unpaid Obligations
			1st Qtr	2nd Qtr	3rd Qtr	4th Qtr	Total	1st Qtr	2nd Qtr	3rd Qtr	4th Qtr	Total			
Regional Office IV-A	67,521	64,239	14,249	11,726	25,141	13,080	64,197	11,986	13,263	23,297	14,041	62,587	3,282	42	1,610
Manila															
PS	50,678	47,396	10,934	7,936	21,715	6,781	47,367	9,249	9,522	19,965	7,809	46,545	3,282	29	821
MOOE	15,890	15,890	3,165	3,614	3,198	5,900	15,877	2,587	3,703	3,241	6,108	15,638	-	13	239
CO	953	953	150	176	228	399	953	150	38	91	124	403	-	-	550
Regional Office IV-B	23,025	23,025	3,548	4,158	4,851	10,468	23,025	3,601	4,118	3,039	11,850	22,608	-	-	417
Manila															
PS	-	-	-	-	-	-	-	-	-	-	-	-	-	-	-
MOOE	17,072	17,072	3,439	3,629	4,662	5,343	17,072	3,549	3,562	2,946	6,768	16,826	-	-	246
CO	5,953	5,953	109	530	189	5,125	5,953	52	556	93	5,082	5,782	-	-	171
Regional Office V	42,465	42,227	11,053	6,889	10,057	12,153	40,152	7,779	7,062	7,356	15,838	38,035	239	2,075	2,117
Legazpi City															
PS	19,103	18,864	6,261	3,422	4,827	4,288	18,798	5,278	3,840	4,741	4,939	18,798	239	67	c
MOOE	17,784	17,784	4,646	1,889	5,085	6,163	17,784	2,501	2,848	2,616	8,352	16,316	-	1	1,467
CO	5,578	5,578	146	1,578	145	1,701	3,571	-	374	-	2,547	2,921	-	2,007	650
Regional Office VI	45,498	45,498	8,446	7,029	7,393	22,473	45,341	7,620	7,751	7,094	18,466	40,932	-	157	4,409
Iloilo City															
PS	21,545	21,545	6,238	4,058	4,658	6,439	21,392	5,416	4,879	4,658	6,191	21,144	-	153	249
MOOE	14,925	14,925	2,208	2,560	2,505	7,649	14,923	2,204	2,461	2,291	6,388	13,345	-	2	1,578
CO	9,028	9,028	-	411	230	8,385	9,025	-	411	146	5,888	6,444	-	3	2,582
Regional Office VII	58,933	57,133	9,874	9,356	20,627	13,333	53,190	8,287	8,333	15,571	17,630	49,821	1,800	3,943	3,368
Mandaue City															
PS	28,943	27,143	6,410	5,275	11,295	4,111	27,091	5,331	5,591	11,304	4,866	27,091	1,800	52	-
MOOE	19,017	19,017	3,164	2,422	2,729	7,386	15,700	2,656	2,423	2,800	6,841	14,721	-	3,316	980
CO	10,972	10,972	300	1,659	6,603	1,836	10,398	300	319	1,467	5,923	8,009	-	574	2,389
Regional Office VIII	51,260	50,229	7,232	8,492	14,952	17,453	48,129	7,230	8,490	8,623	20,201	44,544	1,032	2,100	3,585
Leyte															
PS	20,395	19,364	4,510	4,427	3,818	6,315	19,070	4,405	4,410	3,935	6,321	19,070	1,032	294	c
MOOE	18,912	18,912	2,722	4,065	3,684	7,365	17,836	2,825	4,080	3,519	6,979	17,403	-	1,076	433
CO	11,953	11,953	-	-	7,449	3,774	11,223	-	-	1,170	6,901	8,071	-	730	3,152
Regional Office IX	38,886	38,285	7,547	8,998	10,357	11,058	37,960	6,802	9,299	9,408	11,580	37,089	601	325	871
Zamboanga City															
PS	23,429	22,828	5,053	5,585	7,583	4,566	22,787	4,900	5,738	6,781	5,300	22,718	601	41	69
MOOE	14,504	14,504	2,458	2,702	2,569	6,492	14,221	1,888	2,848	2,416	6,280	13,432	-	283	789
CO	953	953	36	711	205	-	952	13	713	211	-	938	-	1	14

Note: Differences between the totals and the sum of components are due to rounding-off.

NATIONAL GOVERNMENT OF THE REPUBLIC OF THE PHILIPPINES
Statement of Appropriations, Allotments, Obligations, Disbursements and Balances
 By Department/Office/Agency/Province/City
 For Fiscal Year 2014
 (in thousand pesos)

Statement D

Particulars	Appropriations Total	Allotments Total	Obligations					Disbursements					Unreleased Appropriations	Unobligated Allotments	Unpaid Obligations
			1st Qtr	2nd Qtr	3rd Qtr	4th Qtr	Total	1st Qtr	2nd Qtr	3rd Qtr	4th Qtr	Total			
Regional Office X	36,879	36,240	7,296	8,532	9,751	10,650	36,230	6,818	9,011	9,751	9,935	35,515	639	11	714
Cagayan De Oro City															
PS	22,062	21,424	4,432	6,177	7,232	3,584	21,424	4,579	6,402	6,858	3,565	21,405	639	c	19
MOOE	13,264	13,264	2,142	2,212	2,519	6,379	13,253	1,652	2,421	2,801	5,683	12,557	-	11	696
CO	1,553	1,553	723	143	0	687	1,553	586	188	92	687	1,553	-	-	-
Regional Office XI	37,916	36,892	5,511	6,517	10,014	13,644	35,686	5,498	6,489	9,965	11,034	32,986	1,024	1,206	2,701
Davao City															
PS	20,853	19,829	4,001	4,523	7,049	4,253	19,826	3,988	4,495	7,031	4,311	19,826	1,024	3	-
MOOE	16,035	16,035	1,509	1,942	2,769	8,636	14,856	1,509	1,942	2,769	5,936	12,156	-	1,178	2,701
CO	1,028	1,028	-	52	196	755	1,003	-	52	165	787	1,003	-	25	-
Regional Office XII	43,592	42,088	9,443	10,401	11,034	11,004	41,883	8,888	10,956	10,271	10,416	40,532	1,504	205	1,351
Koronadal City															
PS	28,266	26,762	7,477	5,681	8,402	5,106	26,665	6,922	6,236	7,639	5,869	26,665	1,504	97	c
MOOE	13,773	13,773	1,693	4,521	1,842	5,608	13,665	1,693	4,521	1,842	4,258	12,315	-	108	1,350
CO	1,553	1,553	274	199	790	290	1,553	274	199	790	289	1,552	-	-	1
Regional Office XIII	35,716	35,288	8,084	9,387	9,705	8,064	35,240	7,753	9,263	8,212	10,012	35,240	428	48	-
Surigao City															
PS	18,259	17,831	4,358	4,597	4,315	4,513	17,783	4,332	4,677	3,987	4,788	17,783	428	48	-
MOOE	14,419	14,419	3,668	3,118	4,200	3,432	14,419	3,421	4,287	3,159	3,552	14,419	-	-	-
CO	3,038	3,038	58	1,672	1,190	118	3,038	-	300	1,066	1,672	3,038	-	-	-
National Mapping and Resource Information Authority	1,554,103	1,554,103	414,483	322,378	365,738	433,818	1,536,418	330,458	278,560	190,262	565,882	1,365,162	-	17,685	171,256
Taguig City															
PS	301,022	301,022	68,100	73,039	67,502	92,341	300,982	68,100	72,755	64,513	92,526	297,894	-	40	3,088
MOOE	843,323	843,323	145,048	107,603	258,686	325,201	836,539	111,777	105,317	88,462	362,879	668,435	-	6,784	168,104
CO	409,757	409,757	201,335	141,736	39,550	16,276	398,897	150,581	100,488	37,287	110,477	398,833	-	10,861	64
Palawan Council for Sustainable Development	78,829	78,829	18,914	20,522	18,993	20,243	78,672	18,595	20,513	18,115	21,000	78,223	-	157	449
Puerto Princesa City															
PS	43,621	43,621	8,981	10,913	9,274	14,343	43,512	8,993	10,940	8,396	14,974	43,302	-	110	210
MOOE	26,608	26,608	7,134	8,262	6,699	4,512	26,607	6,804	8,225	6,700	4,638	26,367	-	1	239
CO	8,600	8,600	2,798	1,348	3,020	1,388	8,554	2,798	1,348	3,020	1,388	8,554	-	46	-
National Water Resource Board	73,019	73,019	19,998	20,332	15,330	16,028	71,690	14,585	14,165	16,651	23,640	69,041	-	1,330	2,649
Quezon City															
PS	44,474	44,474	12,657	10,693	8,972	12,108	44,430	12,237	9,151	6,114	16,916	44,417	-	44	13
MOOE	20,432	20,432	2,971	8,726	3,797	3,920	19,414	1,705	5,014	4,521	6,724	17,964	-	1,018	1,450
CO	8,114	8,114	4,371	913	2,562	-	7,846	643	-	6,017	-	6,659	-	268	1,186

Note: Differences between the totals and the sum of components are due to rounding-off.

NATIONAL GOVERNMENT OF THE REPUBLIC OF THE PHILIPPINES
Statement of Appropriations, Allotments, Obligations, Disbursements and Balances
 By Department/Office/Agency/Province/City
 For Fiscal Year 2014
 (in thousand pesos)

Statement D

Particulars	Appropriations Total	Allotments Total	Obligations					Disbursements					Unreleased Appropriations	Unobligated Allotments	Unpaid Obligations	
			1st Qtr	2nd Qtr	3rd Qtr	4th Qtr	Total	1st Qtr	2nd Qtr	3rd Qtr	4th Qtr	Total				
DEPARTMENT OF FINANCE																
TOTAL	137,783,294	136,976,847	4,265,769	57,808,409	15,336,428	54,763,367	132,173,973	3,284,565	57,694,042	15,466,010	23,567,607	100,012,225	806,447	4,802,874	32,161,749	
PS	7,621,780	7,621,780	1,555,424	1,774,725	1,689,215	2,002,848	7,022,212	1,419,207	1,727,777	1,689,531	1,758,266	6,594,781	-	599,567	427,431	
MOOE	124,869,831	124,587,965	2,409,891	53,804,175	12,955,749	51,369,499	120,539,315	1,688,519	53,689,674	13,091,888	21,136,749	89,606,829	281,866	4,048,650	30,932,486	
FE	686,443	686,443	245,461	161,797	132,155	125,408	664,822	140,094	192,379	87,624	212,269	632,366	-	21,621	32,456	
CO	4,605,241	4,080,660	54,993	2,067,712	559,308	1,265,611	3,947,624	36,744	2,084,213	596,968	460,323	3,178,248	524,581	133,035	769,376	
Office of the Secretary	1,795,660	1,060,500	126,335	171,036	129,688	135,929	562,988	68,536	138,169	153,699	142,342	502,746	735,160	497,512	60,242	
NCR - Manila City																
PS	246,399	246,399	51,230	66,359	67,572	55,135	240,297	44,648	57,646	66,754	65,266	234,314	-	6,102	5,982	
MOOE	1,005,263	794,684	75,063	104,364	61,906	67,635	308,968	23,887	80,467	86,753	68,852	259,960	210,579	485,716	49,009	
CO	543,997	19,416	41	313	210	13,159	13,723	-	55	192	8,225	8,472	524,581	5,693	5,251	
Bureau of Customs	2,789,001	2,789,001	422,229	422,091	516,629	843,223	2,204,172	379,824	438,553	522,186	566,180	1,906,742	-	584,828	297,430	
NCR - Manila City																
PS	1,417,789	1,417,789	350,764	323,842	295,329	447,854	1,417,789	314,006	345,824	295,617	304,674	1,260,121	-	-	157,668	
MOOE	1,371,212	1,371,212	71,465	98,249	221,300	395,369	786,383	65,818	92,728	226,569	261,507	646,622	-	584,828	139,762	
Bureau of Internal Revenue	8,944,120	8,872,833	1,822,905	1,502,063	1,419,999	1,865,064	6,610,031	1,013,565	1,393,598	1,587,784	1,877,889	5,872,836	71,287	2,262,802	737,195	
PS	4,511,729	4,511,729	850,637	1,062,735	1,034,113	1,174,200	4,121,684	778,640	999,754	1,042,618	1,086,144	3,907,155	-	390,045	214,529	
MOOE	4,017,964	3,946,677	781,277	424,390	373,378	601,053	2,180,099	171,513	339,064	459,446	733,709	1,703,732	71,287	1,766,578	476,367	
FE	185,443	185,443	149,776	8,205	10	5,831	163,822	44,409	38,787	35,127	40,618	158,941	-	21,621	4,881	
CO	228,984	228,984	41,216	6,733	12,498	83,980	144,426	19,003	15,993	50,593	17,419	103,008	-	84,558	41,418	
Central Office	4,007,289	3,957,289	920,627	412,272	535,520	559,326	2,427,745	253,918	408,128	654,171	746,483	2,062,699	50,000	1,529,544	365,046	
NCR - Quezon City																
PS	1,566,334	1,566,334	219,500	322,754	418,694	391,630	1,352,578	161,443	258,512	433,087	415,020	1,268,062	-	213,757	84,515	
MOOE	2,073,621	2,023,621	510,375	75,452	108,988	112,984	807,800	29,196	95,499	155,171	275,954	555,820	50,000	1,215,821	251,980	
FE	185,079	185,079	149,729	8,232	-	5,729	163,691	44,392	38,787	35,116	40,517	158,813	-	21,388	4,878	
CO	182,255	182,255	41,022	5,834	7,838	48,983	103,677	18,886	15,330	30,796	14,992	80,004	-	78,578	23,672	
Revenue Region 1	220,032	220,032	37,906	44,003	55,035	76,037	212,982	37,906	43,580	44,547	59,454	185,487	-	7,050	27,495	
REGION I - Pangasinan																
PS	134,308	134,308	29,520	34,716	28,186	35,258	127,679	29,520	34,645	27,909	35,359	127,432	-	6,629	247	
MOOE	84,722	84,722	8,386	9,287	26,455	40,350	84,478	8,386	8,935	16,243	24,006	57,571	-	244	26,907	
FE	120	120	-	-	-	6	6	-	-	-	6	6	-	114	-	
CO	882	882	-	-	395	423	818	-	-	395	83	478	-	63	341	
Revenue Region 2	133,235	133,235	26,052	30,789	27,662	41,135	125,638	24,359	30,733	28,118	36,328	119,538	-	7,597	6,100	
CAR - Baguio City																
PS	94,532	94,532	20,806	23,960	19,835	28,218	92,819	20,651	24,104	19,847	25,762	90,365	-	1,713	2,454	
MOOE	38,636	38,636	5,203	6,838	7,828	12,885	32,753	3,684	6,620	8,271	10,565	29,140	-	5,883	3,613	
CO	68	68	42	(9)	-	33	66	24	10	-	-	33	-	1	33	

Note: Differences between the totals and the sum of components are due to rounding-off.

NATIONAL GOVERNMENT OF THE REPUBLIC OF THE PHILIPPINES
Statement of Appropriations, Allotments, Obligations, Disbursements and Balances
By Department/Office/Agency/Province/City
For Fiscal Year 2014
(in thousand pesos)

Statement D

Particulars	Appropriations Total	Allotments Total	Obligations					Disbursements					Unreleased Appropriations	Unobligated Allotments	Unpaid Obligations
			1st Qtr	2nd Qtr	3rd Qtr	4th Qtr	Total	1st Qtr	2nd Qtr	3rd Qtr	4th Qtr	Total			
Revenue Region 3	173,803	173,803	25,052	27,964	26,898	40,327	120,241	24,889	27,911	26,727	35,568	115,095	-	53,563	5,146
REGION II - Tuguegarao City															
PS	89,720	89,720	19,259	20,818	17,651	29,529	87,257	19,096	20,884	17,651	25,606	83,237	-	2,463	4,020
MOOE	84,073	84,073	5,783	7,146	9,247	10,797	32,974	5,783	7,026	9,076	9,962	31,848	-	51,099	1,126
FE	10	10	10	-	-	-	10	10	-	-	-	10	-	-	-
Revenue Region 4	277,895	277,895	55,936	67,721	57,537	91,433	272,627	55,796	67,844	57,554	86,374	267,568	-	5,268	5,060
REGION III - San Fernando City, Pampanga															
PS	175,722	175,722	37,830	42,780	36,197	56,213	173,019	37,828	42,782	36,197	55,871	172,677	-	2,704	342
MOOE	101,453	101,453	18,078	24,843	21,084	34,884	98,889	17,968	24,937	21,100	30,394	94,399	-	2,564	4,490
FE	100	100	27	(27)	8	92	100	-	-	8	92	100	-	-	-
CO	620	620	-	126	248	245	620	-	126	248	17	392	-	-	228
Revenue Region 5	277,463	277,463	47,983	71,813	58,371	97,396	275,563	42,801	62,489	58,989	72,415	236,695	-	1,900	38,868
NCR - Caloocan City															
PS	189,249	189,249	40,292	49,003	40,605	57,541	187,441	39,067	48,019	40,194	51,719	178,999	-	1,808	8,441
MOOE	85,617	85,617	7,641	22,810	17,705	37,376	85,532	3,684	14,470	18,758	20,644	57,556	-	85	27,976
CO	2,598	2,598	50	-	61	2,479	2,590	50	-	38	51	139	-	7	2,451
Revenue Region 6	343,080	343,080	71,813	77,801	64,516	93,426	307,555	47,439	62,516	63,424	25,783	199,162	-	35,525	108,394
NCR - Manila City															
PS	212,309	212,309	42,299	51,449	44,730	61,510	199,988	42,079	51,519	42,658	9,089	145,346	-	12,320	54,642
MOOE	128,275	128,275	29,507	26,342	18,106	31,434	105,390	5,359	10,997	20,765	16,694	53,815	-	22,885	51,575
FE	27	27	-	c	c	1	2	-	-	c	c	1	-	26	1
CO	2,470	2,470	7	9	1,679	481	2,176	-	-	-	-	-	-	294	2,176
Revenue Region 7	812,187	812,187	133,516	162,217	119,078	137,026	551,838	96,552	131,075	133,955	171,031	532,613	-	260,349	19,224
NCR - Quezon City															
PS	376,516	376,516	86,098	93,591	80,319	15,690	275,698	81,071	94,943	82,574	8,841	267,429	-	100,817	8,269
MOOE	432,115	432,115	47,418	68,494	37,155	120,812	273,879	15,482	36,131	51,381	162,190	265,184	-	158,236	8,695
CO	3,556	3,556	-	132	1,604	524	2,260	-	-	-	-	-	-	1,296	2,260
Revenue Region 8	448,610	448,610	92,640	120,430	70,454	113,448	396,972	68,758	93,068	87,933	117,480	367,239	-	51,638	29,733
NCR - Makati City															
PS	264,898	264,898	58,007	66,228	55,550	80,454	260,240	53,951	67,595	53,797	68,122	243,465	-	4,658	16,775
MOOE	182,860	182,860	34,600	54,083	14,902	32,295	135,880	14,807	25,440	34,136	49,216	123,599	-	46,980	12,280
CO	853	853	33	119	2	699	853	-	33	-	143	175	-	-	677

Note: Differences between the totals and the sum of components are due to rounding-off.

NATIONAL GOVERNMENT OF THE REPUBLIC OF THE PHILIPPINES
Statement of Appropriations, Allotments, Obligations, Disbursements and Balances

Statement D

By Department/Office/Agency/Province/City
For Fiscal Year 2014
(in thousand pesos)

Particulars	Appropriations Total	Allotments Total	Obligations					Disbursements					Unreleased Appropriations	Unobligated Allotments	Unpaid Obligations
			1st Qtr	2nd Qtr	3rd Qtr	4th Qtr	Total	1st Qtr	2nd Qtr	3rd Qtr	4th Qtr	Total			
BIR Revenue Region 9	338,885	338,885	73,611	93,795	58,741	102,580	328,727	54,388	85,542	62,390	101,376	303,696	-	10,158	25,031
REGION IV-A - San Pablo City															
PS	243,985	243,985	47,987	66,102	51,827	76,750	242,666	47,987	63,579	50,200	76,906	238,672	-	1,319	3,994
MOOE	94,366	94,366	25,624	27,693	6,914	25,350	85,580	6,400	21,962	12,190	24,037	64,590	-	8,786	20,990
CO	534	534	-	-	-	480	480	-	-	-	433	433	-	54	47
Revenue Region 10	171,709	171,709	34,064	35,726	30,183	55,697	155,670	24,258	35,979	31,997	44,079	136,313	-	16,040	19,356
REGION V - Legazpi City															
PS	120,260	120,260	25,580	29,618	24,807	35,697	115,702	22,725	31,428	22,689	31,864	108,707	-	4,558	6,995
MOOE	50,299	50,299	8,482	6,108	5,242	19,012	38,844	1,533	4,551	9,185	11,604	26,873	-	11,455	11,971
FE	34	34	2	-	2	3	7	-	-	2	3	5	-	27	2
CO	1,117	1,117	-	-	132	985	1,117	-	-	121	609	729	-	-	388
Revenue Region 11	175,716	175,716	36,768	37,234	33,755	50,323	158,080	31,311	37,489	36,293	44,927	150,020	-	17,636	8,061
REGION VI - Iloilo City															
PS	118,617	118,617	25,366	29,557	24,074	36,771	115,768	25,366	29,557	24,074	33,024	112,021	-	2,849	3,747
MOOE	56,826	56,826	11,402	7,677	9,682	13,551	42,312	5,946	7,932	12,219	11,903	37,999	-	14,514	4,313
CO	273	273	-	-	-	-	-	-	-	-	-	-	-	273	-
Revenue Region 12	188,320	188,320	30,827	36,154	35,617	47,557	150,156	30,794	35,966	35,195	40,855	142,811	-	38,164	7,345
REGION VI - Bacolod City															
PS	106,533	106,533	22,748	26,799	21,936	31,706	103,189	22,748	26,799	21,930	28,528	100,005	-	3,344	3,185
MOOE	81,283	81,283	8,079	9,160	13,570	15,663	46,472	8,046	9,001	13,125	12,315	42,487	-	34,811	3,985
CO	503	503	-	195	112	188	494	-	166	140	13	319	-	9	175
Revenue Region 13	295,762	295,762	45,210	55,666	52,575	67,937	221,389	45,210	55,666	52,575	58,789	212,240	-	74,374	9,149
REGION VII - Cebu City															
PS	176,228	176,228	37,377	45,136	37,740	48,344	168,597	37,377	45,136	37,740	45,691	165,943	-	7,631	2,654
MOOE	115,398	115,398	7,833	10,485	14,836	17,382	50,536	7,833	10,485	14,836	12,241	45,396	-	64,862	5,140
CO	4,137	4,137	-	45	-	2,211	2,256	-	45	-	857	901	-	1,881	1,355
Revenue Region 14	199,689	199,689	29,720	37,148	32,213	49,470	148,551	29,720	37,144	32,217	40,265	139,346	-	51,138	9,205
REGION VIII - Leyte															
PS	121,013	121,013	25,735	29,249	24,113	34,333	113,430	25,735	29,249	24,113	30,843	109,940	-	7,583	3,490
MOOE	78,178	78,178	3,985	7,891	8,029	14,734	34,639	3,985	7,887	8,033	9,364	29,269	-	43,539	5,370
CO	498	498	-	8	71	403	482	-	8	71	58	137	-	16	345
Revenue Region 15	166,928	166,928	27,892	31,239	34,171	35,830	129,132	23,898	29,145	28,742	28,116	109,900	-	37,796	19,231
REGION IX - Zamboanga City															
PS	97,392	97,392	20,741	23,867	19,546	30,251	94,405	20,733	23,799	19,580	26,588	90,700	-	2,986	3,706
MOOE	67,330	67,330	7,150	7,372	14,427	5,579	34,528	3,164	5,346	9,162	1,528	19,201	-	32,802	15,328
CO	2,206	2,206	-	c	198	-	198	-	c	-	-	c	-	2,008	198

Note: Differences between the totals and the sum of components are due to rounding-off.

NATIONAL GOVERNMENT OF THE REPUBLIC OF THE PHILIPPINES
Statement of Appropriations, Allotments, Obligations, Disbursements and Balances
 By Department/Office/Agency/Province/City
 For Fiscal Year 2014
 (in thousand pesos)

Statement D

Particulars	Appropriations Total	Allotments Total	Obligations					Disbursements					Unreleased Appropriations	Unobligated Allotments	Unpaid Obligations
			1st Qtr	2nd Qtr	3rd Qtr	4th Qtr	Total	1st Qtr	2nd Qtr	3rd Qtr	4th Qtr	Total			
Revenue Region 16	200,981	200,981	38,774	50,196	41,772	58,650	189,392	38,666	48,791	41,594	52,315	181,365	-	11,590	8,026
REGION X - Cagayan De Oro City															
PS	137,100	137,100	29,970	34,922	28,313	39,177	132,381	29,970	34,922	28,313	36,433	129,637	-	4,719	2,744
MOOE	62,124	62,124	8,787	15,172	13,425	17,870	55,255	8,680	13,767	13,247	15,810	51,503	-	6,869	3,751
CO	1,757	1,757	16	102	35	1,603	1,756	16	102	35	72	225	-	1	1,531
Revenue Region 17	105,916	105,916	22,336	27,355	21,977	29,019	100,688	21,572	25,732	22,789	26,680	96,773	-	5,229	3,915
REGION XIII - Butuan City															
PS	78,948	78,948	17,215	19,673	16,251	20,786	73,926	17,215	19,673	16,202	20,786	73,877	-	5,022	49
MOOE	26,734	26,734	5,103	7,508	5,724	8,233	26,568	4,339	5,884	6,587	5,894	22,704	-	167	3,863
FE	40	40	-	-	-	-	-	-	-	-	-	-	-	40	-
CO	194	194	18	174	2	-	194	18	174	-	-	192	-	-	2
Revenue Region 18	181,831	160,544	39,252	33,021	32,415	46,886	151,574	29,348	35,872	33,120	46,990	145,329	21,287	8,970	6,245
REGION XII - Koronadal City															
PS	106,151	106,151	21,596	26,390	21,614	34,981	104,582	21,537	26,313	21,751	33,033	102,634	-	1,569	1,947
MOOE	75,634	54,347	17,656	6,631	10,800	11,861	46,949	7,810	9,560	11,369	13,913	42,651	21,287	7,398	4,298
CO	46	46	-	-	-	44	44	-	-	-	44	44	-	2	-
Revenue Region 19	224,787	224,787	32,927	49,519	31,506	71,560	185,513	31,983	38,926	55,455	42,582	168,946	-	39,274	16,567
REGION XI - Davao City															
PS	101,916	101,916	22,711	26,122	22,126	29,361	100,320	22,540	26,293	22,114	27,060	98,007	-	1,596	2,313
MOOE	98,419	98,419	10,182	23,399	9,261	17,999	60,842	9,428	12,633	14,592	15,473	52,126	-	37,578	8,716
FE	33	33	7	-	-	-	7	7	-	-	-	7	-	26	-
CO	24,419	24,419	27	(2)	120	24,200	24,345	8	-	18,749	49	18,807	-	74	5,538
Bureau of Local Government															
Finance	262,874	262,874	47,315	65,066	83,586	57,773	253,739	44,797	62,714	84,840	50,784	243,135	-	9,134	10,604
PS	195,994	195,994	33,901	47,061	69,603	41,972	192,537	33,199	46,683	70,097	35,339	185,317	-	3,457	7,220
MOOE	61,879	61,879	13,413	18,004	13,983	15,801	61,202	11,598	16,031	14,744	15,445	57,818	-	677	3,384
CO	5,000	5,000	-	-	-	-	-	-	-	-	-	-	-	5,000	-
Central Office	85,638	85,638	15,656	19,582	25,403	18,541	79,183	14,294	19,027	25,838	16,267	75,426	-	6,455	3,757
NCR - Manila City															
PS	58,421	58,421	10,998	13,154	20,524	12,669	57,345	11,008	13,146	20,519	10,220	54,892	-	1,076	2,453
MOOE	22,216	22,216	4,658	6,428	4,879	5,873	21,838	3,286	5,882	5,320	6,047	20,534	-	379	1,304
CO	5,000	5,000	-	-	-	-	-	-	-	-	-	-	-	5,000	-

Note: Differences between the totals and the sum of components are due to rounding-off.

NATIONAL GOVERNMENT OF THE REPUBLIC OF THE PHILIPPINES
Statement of Appropriations, Allotments, Obligations, Disbursements and Balances
 By Department/Office/Agency/Province/City
 For Fiscal Year 2014
 (in thousand pesos)

Statement D

Particulars	Appropriations Total	Allotments Total	Obligations					Disbursements					Unreleased Appropriations	Unobligated Allotments	Unpaid Obligations
			1st Qtr	2nd Qtr	3rd Qtr	4th Qtr	Total	1st Qtr	2nd Qtr	3rd Qtr	4th Qtr	Total			
Regional Office I	15,849	15,849	2,546	4,662	4,770	3,684	15,662	2,546	4,662	5,195	2,884	15,287	-	187	375
San Fernando City															
PS	12,617	12,617	1,885	3,893	4,009	2,642	12,430	1,885	3,893	4,437	1,839	12,055	-	187	375
MOOE	3,232	3,232	661	769	761	1,042	3,232	661	769	757	1,046	3,232	-	-	-
Regional Office - CAR	10,374	10,374	2,776	2,817	1,874	2,619	10,086	2,581	2,815	1,966	2,723	10,086	-	288	-
Baguio City															
PS	6,783	6,783	1,862	1,513	1,343	1,776	6,494	1,668	1,512	1,436	1,879	6,494	-	288	-
MOOE	3,592	3,592	914	1,303	531	844	3,592	914	1,303	531	844	3,592	-	<i>c</i>	-
Regional Office II	10,513	10,513	1,806	2,182	4,183	2,289	10,459	1,806	2,182	4,183	2,129	10,300	-	54	160
Tuguegarao City															
PS	8,525	8,525	1,460	1,713	3,673	1,625	8,472	1,460	1,713	3,673	1,465	8,312	-	54	160
MOOE	1,988	1,988	346	469	510	664	1,988	346	469	510	664	1,988	-	<i>c</i>	-
Regional Office III	14,194	14,194	2,467	3,014	5,188	2,964	13,634	2,427	3,014	5,228	576	11,245	-	560	2,388
San Fernando City															
PS	11,989	11,989	1,909	2,525	4,704	2,327	11,466	1,869	2,525	4,744	483	9,622	-	523	1,844
MOOE	2,205	2,205	558	489	483	638	2,168	558	489	483	94	1,624	-	37	544
Regional Office IV-A	15,092	15,092	3,042	4,438	4,374	3,029	14,883	2,508	3,614	4,567	3,982	14,670	-	210	213
Calamba City															
PS	10,294	10,294	2,056	3,199	3,248	1,710	10,212	1,617	2,815	3,248	2,320	9,999	-	82	213
MOOE	4,798	4,798	986	1,239	1,127	1,319	4,671	891	799	1,319	1,662	4,671	-	127	-
Regional Office V	15,860	15,860	2,400	4,485	5,803	3,114	15,801	2,380	4,505	5,803	2,777	15,465	-	59	337
Legazpi City															
PS	12,930	12,930	1,904	3,402	5,258	2,307	12,871	1,883	3,422	5,258	2,201	12,765	-	59	106
MOOE	2,930	2,930	497	1,083	544	806	2,930	497	1,083	544	576	2,700	-	-	230
Regional Office VI	17,391	17,391	2,257	4,730	7,115	2,932	17,033	2,257	4,730	7,115	2,759	16,860	-	358	174
Iloilo City															
PS	14,820	14,820	1,564	3,956	6,400	2,568	14,489	1,564	3,956	6,400	2,395	14,315	-	332	174
MOOE	2,571	2,571	693	773	715	364	2,545	693	773	715	364	2,545	-	26	-
Regional Office VII	11,435	11,435	2,308	2,632	3,300	3,140	11,379	2,308	2,632	3,300	2,481	10,720	-	56	659
Cebu City															
PS	8,437	8,437	1,531	1,934	2,586	2,330	8,382	1,531	1,934	2,586	1,750	7,802	-	56	580
MOOE	2,998	2,998	776	698	714	810	2,998	776	698	714	730	2,919	-	<i>c</i>	79

Note: Differences between the totals and the sum of components are due to rounding-off.

NATIONAL GOVERNMENT OF THE REPUBLIC OF THE PHILIPPINES
Statement of Appropriations, Allotments, Obligations, Disbursements and Balances
 By Department/Office/Agency/Province/City
 For Fiscal Year 2014
 (in thousand pesos)

Statement D

Particulars	Appropriations Total	Allotments Total	Obligations					Disbursements					Unreleased Appropriations	Unobligated Allotments	Unpaid Obligations
			1st Qtr	2nd Qtr	3rd Qtr	4th Qtr	Total	1st Qtr	2nd Qtr	3rd Qtr	4th Qtr	Total			
Regional Office VIII	10,118	10,118	1,963	2,441	2,820	2,738	9,963	1,963	2,441	2,820	2,424	9,649	-	155	313
Tacloban City															
PS	7,316	7,316	1,394	1,778	1,920	2,116	7,208	1,394	1,778	1,920	1,991	7,083	-	108	125
MOOE	2,802	2,802	569	663	900	622	2,755	569	663	900	434	2,566	-	47	189
Regional Office IX	12,253	12,253	1,904	3,694	4,087	2,343	12,028	1,904	3,696	4,085	2,058	11,743	-	226	285
Pagadian City															
PS	9,308	9,308	1,211	2,912	3,469	1,491	9,082	1,211	2,915	3,466	1,298	8,890	-	225	193
MOOE	2,946	2,946	693	782	618	852	2,945	693	782	618	761	2,854	-	c	92
Regional Office X	13,437	13,437	2,114	1,957	7,208	1,785	13,064	2,059	1,957	7,056	1,786	12,858	-	373	206
Cagayan De Oro City															
PS	11,532	11,532	1,580	1,407	6,803	1,380	11,170	1,554	1,407	6,744	1,259	10,964	-	362	206
MOOE	1,906	1,906	534	550	405	405	1,894	505	550	312	527	1,894	-	11	-
Regional Office XI	9,365	9,365	1,992	2,303	2,289	2,739	9,323	1,926	2,126	2,354	2,402	8,809	-	42	515
Davao City															
PS	6,816	6,816	1,470	1,534	1,659	2,115	6,779	1,470	1,534	1,659	1,746	6,409	-	38	369
MOOE	2,549	2,549	522	769	630	624	2,544	456	592	695	657	2,399	-	4	145
Regional Office XII	10,508	10,508	2,283	2,968	1,955	3,303	10,508	2,037	2,151	2,115	3,113	9,416	-	-	1,092
Cotabato City															
PS	7,693	7,693	1,765	1,611	1,486	2,832	7,693	1,773	1,603	1,486	2,541	7,402	-	-	291
MOOE	2,815	2,815	517	1,357	470	471	2,815	264	548	629	573	2,014	-	-	801
Regional Office XIII	10,846	10,846	1,802	3,161	3,216	2,554	10,733	1,802	3,161	3,216	2,422	10,600	-	113	132
Butuan City															
PS	8,513	8,513	1,311	2,528	2,521	2,085	8,445	1,311	2,528	2,521	1,952	8,312	-	68	132
MOOE	2,333	2,333	491	632	696	469	2,288	491	632	696	469	2,288	-	45	-
Bureau of the Treasury	122,419,768	122,419,768	1,560,642	55,422,177	12,969,792	51,306,500	121,259,110	1,550,917	55,426,611	12,891,368	20,416,491	90,285,387	-	1,160,658	30,973,723
PS	426,946	426,946	90,802	104,087	84,526	126,539	405,955	86,026	108,863	84,539	124,488	403,916	-	20,991	2,039
MOOE	118,009,601	118,009,601	1,360,434	53,105,547	12,217,307	50,209,842	116,893,130	1,355,485	53,105,206	12,218,518	19,974,928	86,654,138	-	1,116,471	30,238,992
FE	501,000	501,000	95,686	153,592	132,145	119,578	501,000	95,686	153,592	52,497	171,651	473,426	-	-	27,574
CO	3,482,222	3,482,222	13,720	2,058,950	535,814	850,541	3,459,026	13,720	2,058,950	535,814	145,424	2,753,908	-	23,197	705,117
NCR	122,175,695	122,175,695	1,510,959	55,365,614	12,918,609	51,226,291	121,021,473	1,501,234	55,370,049	12,840,083	20,336,650	90,048,016	-	1,154,222	30,973,457
PS	238,836	238,836	51,462	57,837	44,993	67,730	222,023	46,686	62,612	44,876	65,879	220,054	-	16,814	1,969
MOOE	117,953,636	117,953,636	1,350,091	53,095,235	12,205,657	50,188,442	116,839,425	1,345,142	53,094,895	12,206,896	19,953,696	86,600,628	-	1,114,211	30,238,797
FE	501,000	501,000	95,686	153,592	132,145	119,578	501,000	95,686	153,592	52,497	171,651	473,426	-	-	27,574
CO	3,482,222	3,482,222	13,720	2,058,950	535,814	850,541	3,459,026	13,720	2,058,950	535,814	145,424	2,753,908	-	23,197	705,117

Note: Differences between the totals and the sum of components are due to rounding-off.

NATIONAL GOVERNMENT OF THE REPUBLIC OF THE PHILIPPINES
Statement of Appropriations, Allotments, Obligations, Disbursements and Balances

Statement D

By Department/Office/Agency/Province/City
 For Fiscal Year 2014
 (in thousand pesos)

Particulars	Appropriations Total	Allotments Total	Obligations					Disbursements					Unreleased Appropriations	Unobligated Allotments	Unpaid Obligations
			1st Qtr	2nd Qtr	3rd Qtr	4th Qtr	Total	1st Qtr	2nd Qtr	3rd Qtr	4th Qtr	Total			
Central Office	122,149,998	122,149,998	1,505,965	55,359,659	12,913,468	51,217,889	120,996,981	1,496,240	55,364,094	12,834,942	20,328,259	90,023,535	-	1,153,016	30,973,446
Manila City															
PS	215,637	215,637	46,649	52,114	40,062	60,694	199,519	41,873	56,889	39,945	58,843	197,550	-	16,118	1,969
MOOE	117,951,139	117,951,139	1,349,910	53,095,003	12,205,447	50,187,076	116,837,437	1,344,961	53,094,663	12,206,686	19,952,341	86,598,651	-	1,113,702	30,238,786
FE	501,000	501,000	95,686	153,592	132,145	119,578	501,000	95,686	153,592	52,497	171,651	473,426	-	-	27,574
CO	3,482,222	3,482,222	13,720	2,058,950	535,814	850,541	3,459,026	13,720	2,058,950	535,814	145,424	2,753,908	-	23,197	705,117
Regional Office - NCR	25,697	25,697	4,994	5,955	5,141	8,402	24,492	4,994	5,955	5,141	8,391	24,481	-	1,205	11
Manila City															
PS	23,199	23,199	4,813	5,723	4,931	7,036	22,504	4,813	5,723	4,931	7,036	22,503	-	696	c
MOOE	2,498	2,498	181	232	209	1,366	1,988	181	232	209	1,355	1,978	-	510	11
Regional Office I	22,811	22,811	4,708	4,889	5,286	7,321	22,204	4,708	4,889	5,286	7,321	22,204	-	607	-
San Fernando City, La Union															
PS	16,846	16,846	3,463	4,069	3,735	5,585	16,851	3,463	4,069	3,735	5,585	16,851	-	(5)	-
MOOE	5,965	5,965	1,245	821	1,551	1,736	5,353	1,245	821	1,551	1,736	5,353	-	612	-
Regional Office II	18,298	18,298	3,602	4,267	3,758	5,877	17,504	3,602	4,267	3,758	5,877	17,504	-	794	-
Tuguegarao City															
PS	14,089	14,089	3,002	3,530	2,894	4,292	13,718	3,002	3,530	2,894	4,292	13,718	-	371	-
MOOE	4,209	4,209	600	737	864	1,585	3,786	600	737	864	1,585	3,786	-	422	-
Regional Office III	20,149	20,149	4,098	4,892	4,166	6,793	19,949	4,098	4,892	4,296	6,663	19,949	-	199	1
San Fernando City, Pampanga															
PS	16,437	16,437	3,431	4,034	3,452	5,362	16,278	3,431	4,034	3,582	5,232	16,278	-	159	-
MOOE	3,711	3,711	667	859	714	1,431	3,671	667	859	714	1,431	3,671	-	40	1
Regional Office IV-A	20,407	20,407	4,358	5,111	4,148	6,561	20,179	4,358	5,111	4,148	6,561	20,179	-	228	-
Calamba City															
PS	16,358	16,358	3,590	4,259	3,389	4,892	16,129	3,590	4,259	3,389	4,892	16,129	-	228	-
MOOE	4,049	4,049	768	853	760	1,669	4,049	768	853	760	1,669	4,049	-	-	-
Regional Office IV-B	15,088	15,088	3,095	3,421	3,090	5,257	14,863	3,095	3,421	3,090	5,044	14,650	-	225	213
Batangas City															
PS	11,851	11,851	2,489	2,895	2,513	3,854	11,751	2,489	2,895	2,513	3,829	11,726	-	100	25
MOOE	3,237	3,237	606	526	577	1,403	3,112	606	526	577	1,215	2,924	-	125	188
Regional Office V	17,693	17,693	3,549	3,752	3,277	5,917	16,496	3,549	3,752	3,277	5,917	16,495	-	1,198	1
Legazpi City															
PS	13,796	13,796	2,777	3,090	2,522	4,213	12,602	2,777	3,090	2,522	4,213	12,602	-	1,195	-
MOOE	3,897	3,897	772	662	755	1,705	3,894	772	662	755	1,705	3,893	-	3	1

Note: Differences between the totals and the sum of components are due to rounding-off.

NATIONAL GOVERNMENT OF THE REPUBLIC OF THE PHILIPPINES
Statement of Appropriations, Allotments, Obligations, Disbursements and Balances
 By Department/Office/Agency/Province/City
 For Fiscal Year 2014
 (in thousand pesos)

Statement D

Particulars	Appropriations Total	Allotments Total	Obligations					Disbursements					Unreleased Appropriations	Unobligated Allotments	Unpaid Obligations
			1st Qtr	2nd Qtr	3rd Qtr	4th Qtr	Total	1st Qtr	2nd Qtr	3rd Qtr	4th Qtr	Total			
Regional Office VI	16,154	16,154	3,219	3,830	3,373	5,587	16,009	3,219	3,830	3,373	5,587	16,009	-	146	-
Iloilo City															
PS	12,855	12,855	2,668	3,165	2,702	4,185	12,720	2,668	3,165	2,702	4,185	12,720	-	136	-
MOOE	3,299	3,299	551	665	671	1,402	3,289	551	665	671	1,402	3,289	-	10	-
Regional Office VII	15,104	15,104	3,241	3,441	3,349	4,604	14,634	3,241	3,441	3,349	4,604	14,634	-	470	-
Cebu City															
PS	10,984	10,984	2,321	2,738	2,419	3,062	10,541	2,321	2,738	2,419	3,062	10,541	-	443	-
MOOE	4,120	4,120	920	702	930	1,542	4,093	920	702	930	1,542	4,093	-	27	-
Regional Office VIII	18,131	18,131	3,534	4,175	3,894	6,062	17,666	3,534	4,175	3,894	6,062	17,666	-	465	-
Leyte															
PS	13,533	13,533	2,865	3,396	2,971	4,296	13,528	2,865	3,396	2,971	4,296	13,528	-	5	-
MOOE	4,598	4,598	669	779	923	1,766	4,137	669	779	923	1,766	4,137	-	461	-
Regional Office IX	18,831	18,831	3,828	4,485	3,980	6,336	18,628	3,828	4,485	3,980	6,336	18,628	-	203	-
Zamboanga City															
PS	15,176	15,176	3,281	3,883	3,304	4,679	15,148	3,281	3,883	3,304	4,679	15,148	-	29	-
MOOE	3,654	3,654	546	601	675	1,657	3,480	546	601	675	1,657	3,480	-	174	-
Regional Office X	13,537	13,537	2,785	3,076	2,796	4,267	12,924	2,785	3,076	2,769	4,247	12,878	-	613	47
Cagayan De Oro City															
PS	9,970	9,970	1,945	2,368	2,061	2,990	9,364	1,945	2,368	2,061	2,950	9,324	-	605	40
MOOE	3,568	3,568	840	709	735	1,277	3,560	840	709	708	1,298	3,554	-	7	6
Regional Office XI	18,941	18,941	3,961	4,674	3,924	5,873	18,433	3,961	4,674	3,924	5,873	18,433	-	508	-
Davao City															
PS	14,441	14,441	3,138	3,613	2,937	4,276	13,965	3,138	3,613	2,937	4,276	13,965	-	477	-
MOOE	4,499	4,499	823	1,061	987	1,597	4,468	823	1,061	987	1,597	4,468	-	31	-
Regional Office XII	18,229	18,229	3,653	4,109	3,849	5,904	17,515	3,653	4,109	3,849	5,899	17,510	-	714	5
Cotabato City															
PS	13,990	13,990	2,832	3,379	2,973	4,374	13,559	2,832	3,379	2,973	4,369	13,554	-	431	5
MOOE	4,239	4,239	821	730	876	1,529	3,956	821	730	876	1,529	3,956	-	283	-
Regional Office XIII	10,700	10,700	2,053	2,439	2,291	3,850	10,633	2,053	2,439	2,291	3,850	10,633	-	67	-
Butuan City															
PS	7,782	7,782	1,537	1,832	1,660	2,750	7,778	1,537	1,832	1,660	2,750	7,778	-	4	-
MOOE	2,918	2,918	516	607	631	1,100	2,855	516	607	631	1,100	2,855	-	64	-

Note: Differences between the totals and the sum of components are due to rounding-off.

NATIONAL GOVERNMENT OF THE REPUBLIC OF THE PHILIPPINES
Statement of Appropriations, Allotments, Obligations, Disbursements and Balances
 By Department/Office/Agency/Province/City
 For Fiscal Year 2014
 (in thousand pesos)

Statement D

Particulars	Appropriations Total	Allotments Total	Obligations					Disbursements					Unreleased Appropriations	Unobligated Allotments	Unpaid Obligations
			1st Qtr	2nd Qtr	3rd Qtr	4th Qtr	Total	1st Qtr	2nd Qtr	3rd Qtr	4th Qtr	Total			
Central Board of Assessment and Appeals	10,943	10,943	2,695	2,281	1,888	2,134	8,998	2,415	2,402	1,913	2,182	8,911	-	1,944	87
NCR - Manila City															
PS	9,701	9,701	2,359	1,923	1,691	1,783	7,756	2,079	2,055	1,711	1,902	7,746	-	1,944	10
MOOE	1,242	1,242	336	358	197	351	1,242	336	348	202	280	1,165	-	-	77
Cooperative Development Authority	364,151	364,151	88,271	88,543	79,625	95,920	352,359	81,874	82,905	75,832	83,065	323,675	-	11,791	28,685
PS	263,668	263,668	58,820	67,775	56,106	78,789	261,489	56,853	62,156	52,776	72,240	244,025	-	2,179	17,464
MOOE	92,940	92,940	29,436	19,052	20,249	16,930	85,667	25,005	19,588	19,755	10,430	74,778	-	7,274	10,888
CO	7,542	7,542	16	1,716	3,270	201	5,204	16	1,161	3,301	394	4,871	-	2,339	333
NCR	123,190	123,190	31,928	28,778	26,329	28,422	115,456	26,286	23,399	28,043	22,383	100,112	-	7,733	15,345
PS	76,850	76,850	16,967	20,622	17,088	21,886	76,563	15,532	15,304	17,228	21,611	69,675	-	287	6,888
MOOE	42,974	42,974	14,961	7,138	9,129	6,536	37,764	10,753	8,071	9,710	772	29,307	-	5,210	8,457
CO	3,366	3,366	-	1,018	112	-	1,130	-	24	1,106	-	1,130	-	2,236	-
Central Office	99,859	99,859	26,377	22,481	20,994	22,454	92,307	20,752	17,064	22,708	16,714	77,238	-	7,552	15,070
Quezon City															
PS	57,985	57,985	12,798	15,325	13,036	16,714	57,873	11,380	9,991	13,176	16,714	51,260	-	112	6,613
MOOE	38,509	38,509	13,580	6,138	7,847	5,741	33,305	9,372	7,049	8,426	-	24,848	-	5,204	8,457
CO	3,366	3,366	-	1,018	112	-	1,130	-	24	1,106	-	1,130	-	2,236	-
Manila Extension Office-NCR	23,331	23,331	5,550	6,297	5,334	5,968	23,149	5,533	6,335	5,336	5,670	22,874	-	182	275
Quezon City															
PS	18,865	18,865	4,169	5,296	4,052	5,172	18,690	4,152	5,313	4,052	4,897	18,415	-	176	275
MOOE	4,465	4,465	1,381	1,000	1,283	795	4,459	1,381	1,022	1,284	772	4,459	-	6	-
Dagupan Extension Office	16,021	16,021	4,360	3,943	3,548	4,127	15,978	3,856	4,132	3,482	4,507	15,977	-	43	c
Region I - Dagupan City															
PS	12,176	12,176	3,377	3,162	2,721	2,873	12,133	2,874	3,351	2,655	3,253	12,133	-	42	c
MOOE	3,715	3,715	983	781	827	1,124	3,714	983	781	827	1,124	3,714	-	1	-
CO	130	130	-	-	-	130	130	-	-	-	130	130	-	-	-
Baguio Extension Office	15,509	15,509	3,510	4,556	2,496	4,757	15,319	3,416	4,288	3,318	4,268	15,289	-	189	30
CAR - Baguio City															
PS	12,627	12,627	2,676	3,759	1,831	4,316	12,581	2,675	3,719	2,608	3,579	12,581	-	46	c
MOOE	2,725	2,725	835	667	666	441	2,608	740	569	579	689	2,577	-	117	30
CO	157	157	-	130	-	-	130	-	-	130	-	130	-	27	-

Note: Differences between the totals and the sum of components are due to rounding-off.

NATIONAL GOVERNMENT OF THE REPUBLIC OF THE PHILIPPINES
Statement of Appropriations, Allotments, Obligations, Disbursements and Balances
 By Department/Office/Agency/Province/City
 For Fiscal Year 2014
 (in thousand pesos)

Statement D

Particulars	Appropriations Total	Allotments Total	Obligations					Disbursements					Unreleased Appropriations	Unobligated Allotments	Unpaid Obligations
			1st Qtr	2nd Qtr	3rd Qtr	4th Qtr	Total	1st Qtr	2nd Qtr	3rd Qtr	4th Qtr	Total			
Tuguegarao Extension Office	17,162	17,162	4,147	4,259	4,383	4,333	17,123	4,530	4,242	3,735	4,331	16,838	-	39	285
Region II - Tuguegarao City															
PS	13,103	13,103	3,160	3,341	2,894	3,700	13,094	3,543	3,324	2,523	3,472	12,861	-	9	233
MOOE	3,065	3,065	987	797	660	609	3,053	987	797	660	609	3,053	-	13	-
CO	994	994	-	122	829	25	976	-	122	552	251	924	-	18	52
Pampanga Extension Office	21,991	21,991	5,936	5,251	5,477	4,749	21,413	5,585	4,995	-	577	11,157	-	577	10,256
Region III - San Fernando City															
PS	16,960	16,960	4,833	3,881	3,818	3,850	16,382	4,490	3,399	-	577	8,466	-	577	7,916
MOOE	4,030	4,030	1,103	1,217	844	866	4,030	1,095	875	-	0	1,971	-	c	2,059
CO	1,001	1,001	-	152	816	33	1,001	-	720	-	-	720	-	-	281
Calamba Extension Office	23,933	23,933	5,479	5,518	5,009	7,645	23,651	5,479	5,518	5,009	7,645	23,651	-	281	-
Region IV-A - Calamba City															
PS	19,760	19,760	4,379	4,604	4,037	6,670	19,690	4,379	4,604	4,037	6,670	19,690	-	70	-
MOOE	3,977	3,977	1,100	742	972	975	3,788	1,100	742	972	975	3,788	-	189	-
CO	195	195	-	173	-	-	173	-	173	-	-	173	-	22	-
Naga Extension Office	18,514	18,514	3,836	4,319	4,292	5,476	17,924	3,836	4,319	4,292	4,938	17,385	-	590	539
Region V - Naga City															
PS	15,420	15,420	3,132	3,737	3,260	4,824	14,952	3,132	3,737	3,260	4,285	14,413	-	468	539
MOOE	2,704	2,704	704	582	661	652	2,599	704	582	661	652	2,599	-	105	-
CO	390	390	-	-	372	-	372	-	-	372	-	372	-	18	-
Iloilo Extension Office	18,891	18,891	4,478	5,009	4,508	4,862	18,857	4,356	5,052	4,363	4,672	18,443	-	34	414
Region VI - Iloilo															
PS	15,640	15,640	3,410	4,232	3,682	4,283	15,608	3,410	4,232	3,682	3,869	15,194	-	32	414
MOOE	3,251	3,251	1,068	777	825	579	3,249	946	820	680	803	3,249	-	2	-
Cebu Extension Office	18,697	18,697	3,887	4,446	3,566	5,229	17,128	3,887	4,446	3,566	5,229	17,128	-	1,568	-
Region VII - Cebu City															
PS	13,604	13,604	3,003	3,467	2,821	4,223	13,514	3,003	3,467	2,821	4,223	13,514	-	90	-
MOOE	5,093	5,093	884	979	745	1,006	3,615	884	979	745	1,006	3,615	-	1,478	-
Tacloban Extension Office	17,710	17,710	4,273	4,262	3,472	5,534	17,542	4,265	4,262	3,469	5,340	17,337	-	168	205
Region VIII - Tacloban City															
PS	13,043	13,043	2,745	3,054	2,483	4,664	12,946	2,737	3,054	2,479	4,470	12,741	-	97	205
MOOE	4,667	4,667	1,527	1,209	990	870	4,596	1,527	1,209	990	870	4,596	-	71	-

Note: Differences between the totals and the sum of components are due to rounding-off.

NATIONAL GOVERNMENT OF THE REPUBLIC OF THE PHILIPPINES
Statement of Appropriations, Allotments, Obligations, Disbursements and Balances
 By Department/Office/Agency/Province/City
 For Fiscal Year 2014
 (in thousand pesos)

Statement D

Particulars	Appropriations Total	Allotments Total	Obligations					Disbursements					Unreleased Appropriations	Unobligated Allotments	Unpaid Obligations
			1st Qtr	2nd Qtr	3rd Qtr	4th Qtr	Total	1st Qtr	2nd Qtr	3rd Qtr	4th Qtr	Total			
Zampen Extension Office	13,336	13,336	3,246	3,498	2,631	3,783	13,158	3,246	3,498	2,631	3,412	12,787	-	178	371
Region IX - Pagadian City															
PS	9,897	9,897	2,155	2,517	2,064	3,012	9,749	2,155	2,517	2,064	2,642	9,378	-	148	371
MOOE	3,309	3,309	1,091	861	567	770	3,290	1,091	861	567	770	3,290	-	19	-
CO	130	130	-	119	(0)	-	119	-	119	(0)	-	119	-	11	-
Cagayan Extension Office	17,035	17,035	3,579	4,161	4,682	4,594	17,016	3,579	4,161	4,682	4,594	17,016	-	19	-
Region X - Cagayan De Oro City															
PS	12,823	12,823	2,608	3,408	2,813	3,982	12,811	2,608	3,408	2,813	3,982	12,811	-	12	-
MOOE	3,162	3,162	956	751	850	599	3,155	956	751	850	599	3,155	-	7	-
CO	1,050	1,050	16	2	1,019	13	1,050	16	2	1,019	13	1,050	-	c	-
Davao Extension Office	18,126	18,126	4,194	4,512	4,115	5,229	18,049	4,194	4,502	4,125	4,835	17,655	-	76	394
Region XI - Davao City															
PS	14,047	14,047	2,968	3,539	2,918	4,546	13,971	2,968	3,529	2,928	4,257	13,682	-	76	289
MOOE	4,079	4,079	1,226	972	1,197	683	4,079	1,226	972	1,197	578	3,973	-	c	106
Kidapawan Extension Office	12,758	12,758	2,698	3,209	2,676	4,074	12,657	2,640	3,267	2,676	3,228	11,812	-	101	846
Region XII - Kidapawan City															
PS	9,470	9,470	1,860	2,457	2,002	3,112	9,431	1,801	2,516	2,002	2,502	8,822	-	39	609
MOOE	3,288	3,288	839	752	674	962	3,226	839	752	674	726	2,990	-	62	236
Caraga Extension Office	11,280	11,280	2,720	2,822	2,440	3,105	11,088	2,720	2,822	2,440	3,105	11,088	-	192	-
Region XIII - Butuan City															
PS	8,249	8,249	1,547	1,995	1,675	2,847	8,064	1,547	1,995	1,675	2,847	8,064	-	185	-
MOOE	2,901	2,901	1,173	827	642	258	2,901	1,173	827	642	258	2,901	-	c	-
CO	130	130	-	-	123	-	123	-	-	123	-	123	-	7	-
Insurance Commission	541,845	541,845	42,505	48,031	52,872	384,570	527,978	41,580	51,685	47,831	351,602	492,697	-	13,867	35,281
NCR - Manila City															
PS	127,511	127,511	28,718	31,369	30,496	36,433	127,017	24,220	27,395	26,272	31,005	108,892	-	494	18,125
MOOE	78,839	78,839	13,786	16,662	15,017	30,795	76,260	13,355	16,236	14,552	32,117	76,260	-	2,579	-
CO	335,495	335,495	-	-	7,358	317,342	324,701	4,005	8,054	7,006	288,479	307,544	-	10,794	17,156
National Tax Research Center	49,351	49,351	15,799	10,160	9,406	13,702	49,068	11,118	12,721	10,290	13,863	47,992	-	284	1,075
NCR - Manila City															
PS	36,303	36,303	8,806	8,721	7,868	10,713	36,107	7,882	9,640	7,873	9,851	35,245	-	196	862
MOOE	13,048	13,048	6,993	1,439	1,539	2,989	12,960	3,237	3,081	2,417	4,012	12,747	-	88	214

Note: Differences between the totals and the sum of components are due to rounding-off.

NATIONAL GOVERNMENT OF THE REPUBLIC OF THE PHILIPPINES
Statement of Appropriations, Allotments, Obligations, Disbursements and Balances
 By Department/Office/Agency/Province/City
 For Fiscal Year 2014
 (in thousand pesos)

Statement D

Particulars	Appropriations Total	Allotments Total	Obligations					Disbursements					Unreleased Appropriations	Unobligated Allotments	Unpaid Obligations	
			1st Qtr	2nd Qtr	3rd Qtr	4th Qtr	Total	1st Qtr	2nd Qtr	3rd Qtr	4th Qtr	Total				
Privatization and Management																
Office	43,469	43,469	8,437	8,057	6,694	11,020	34,208	8,437	8,057	6,056	11,021	33,571	-	9,260	638	
NCR - Makati City																
PS	43,469	43,469	8,437	8,057	6,694	11,020	34,208	8,437	8,057	6,056	11,021	33,571	-	9,260	638	
Securities and Exchange																
Commission	562,114	562,114	128,637	68,904	66,250	47,530	311,321	81,503	76,628	84,212	52,189	294,532	-	250,792	16,789	
NCR - Mandaluyong City																
PS	342,271	342,271	70,950	52,795	35,218	18,410	177,373	63,219	59,703	35,219	16,337	174,479	-	164,898	2,894	
MOOE	217,843	217,843	57,688	16,109	30,874	28,733	133,403	18,283	16,925	48,932	35,469	119,610	-	84,440	13,793	
CO	2,000	2,000	-	-	158	387	546	-	-	61	383	444	-	1,454	102	
DEPARTMENT OF FOREIGN AFFAIRS																
TOTAL	15,489,314	14,931,988	3,398,609	2,894,512	4,001,042	3,076,998	13,371,161	2,334,987	2,636,362	3,161,254	2,894,104	11,026,707	557,326	1,560,828	2,344,454	
PS	6,338,214	6,338,214	1,431,524	1,523,205	2,028,569	1,267,313	6,250,610	1,188,084	1,356,804	1,703,486	1,497,917	5,746,291	-	87,604	504,319	
MOOE	7,543,589	7,543,589	1,827,406	1,348,306	1,814,109	1,553,023	6,542,845	1,117,839	1,260,069	1,262,668	1,255,560	4,896,135	-	1,000,744	1,646,710	
FE	14,884	14,884	5,431	6,927	4,552	(2,025)	14,884	2,495	2,067	4,527	2,739	11,828	-	-	3,056	
CO	1,592,627	1,035,302	134,249	16,073	153,812	258,687	562,822	26,569	17,422	190,572	137,890	372,453	557,326	472,480	190,369	
NCR	15,489,314	14,931,988	3,398,609	2,894,512	4,001,042	3,076,998	13,371,161	2,334,987	2,636,362	3,161,254	2,894,104	11,026,707	557,326	1,560,828	2,344,454	
PS	6,338,214	6,338,214	1,431,524	1,523,205	2,028,569	1,267,313	6,250,610	1,188,084	1,356,804	1,703,486	1,497,917	5,746,291	-	87,604	504,319	
MOOE	7,543,589	7,543,589	1,827,406	1,348,306	1,814,109	1,553,023	6,542,845	1,117,839	1,260,069	1,262,668	1,255,560	4,896,135	-	1,000,744	1,646,710	
FE	14,884	14,884	5,431	6,927	4,552	(2,025)	14,884	2,495	2,067	4,527	2,739	11,828	-	-	3,056	
CO	1,592,627	1,035,302	134,249	16,073	153,812	258,687	562,822	26,569	17,422	190,572	137,890	372,453	557,326	472,480	190,369	
Office of the Secretary	15,416,059	14,858,733	3,376,269	2,874,230	3,991,306	3,058,206	13,300,010	2,315,681	2,616,930	3,149,212	2,875,164	10,956,988	557,326	1,558,723	2,343,022	
Pasay City																
PS	6,292,601	6,292,601	1,417,593	1,508,949	2,024,611	1,254,707	6,205,860	1,176,496	1,343,453	1,697,038	1,484,671	5,701,658	-	86,742	504,202	
MOOE	7,516,014	7,516,014	1,819,040	1,342,301	1,808,331	1,546,837	6,516,509	1,110,166	1,253,988	1,257,094	1,249,865	4,871,114	-	999,505	1,645,395	
FE	14,884	14,884	5,431	6,927	4,552	(2,025)	14,884	2,495	2,067	4,527	2,739	11,828	-	-	3,056	
CO	1,592,559	1,035,233	134,205	16,053	153,812	258,687	562,757	26,525	17,422	190,552	137,890	372,389	557,326	472,476	190,369	
Foreign Service Institute	52,311	52,311	15,064	15,634	5,804	14,740	51,242	12,273	14,814	8,293	14,977	50,357	-	1,069	885	
Pasay City																
PS	39,115	39,115	12,703	12,906	2,633	10,872	39,114	10,361	12,001	5,124	11,515	39,001	-	c	114	
MOOE	13,193	13,193	2,360	2,728	3,171	3,869	12,127	1,912	2,813	3,169	3,462	11,356	-	1,066	771	
CO	3	3	-	-	-	-	-	-	-	-	-	-	-	3	-	
Technical Cooperation Council of the Philippines	4,537	4,537	3,196	383	346	259	4,184	2,952	357	372	246	3,927	-	353	257	
Pasay City																
PS	1,219	1,219	302	289	227	219	1,037	302	289	227	215	1,033	-	182	4	
MOOE	3,253	3,253	2,850	74	119	40	3,083	2,606	69	125	31	2,830	-	170	253	
CO	65	65	44	20	-	-	64	44	-	20	-	64	-	1	-	

Note: Differences between the totals and the sum of components are due to rounding-off.

NATIONAL GOVERNMENT OF THE REPUBLIC OF THE PHILIPPINES
Statement of Appropriations, Allotments, Obligations, Disbursements and Balances
 By Department/Office/Agency/Province/City
 For Fiscal Year 2014
 (in thousand pesos)

Statement D

Particulars	Appropriations Total	Allotments Total	Obligations					Disbursements					Unreleased Appropriations	Unobligated Allotments	Unpaid Obligations
			1st Qtr	2nd Qtr	3rd Qtr	4th Qtr	Total	1st Qtr	2nd Qtr	3rd Qtr	4th Qtr	Total			
UNESCO National Commission of the Philippines	16,407	16,407	4,080	4,265	3,586	3,792	15,724	4,080	4,261	3,376	3,717	15,434	-	683	290
Pasay City															
PS	5,279	5,279	925	1,062	1,097	1,515	4,599	925	1,062	1,097	1,516	4,599	-	680	-
MOOE	11,128	11,128	3,156	3,204	2,489	2,277	11,125	3,156	3,199	2,279	2,201	10,835	-	3	290
DEPARTMENT OF HEALTH															
TOTAL	54,099,521	54,099,521	5,243,077	10,556,753	12,709,809	16,079,514	44,589,152	3,864,508	6,305,883	9,352,211	9,596,155	29,118,756	-	9,510,369	15,470,396
PS	14,405,800	14,405,800	2,729,992	3,117,378	3,149,811	4,533,154	13,530,335	2,608,038	3,032,824	3,064,268	4,073,654	12,778,785	-	875,465	751,549
MOOE	24,235,690	24,235,690	1,793,702	5,190,934	7,523,103	5,601,570	20,109,309	1,091,209	2,719,926	5,332,936	4,102,717	13,246,788	-	4,126,381	6,862,521
CO	15,458,031	15,458,031	719,383	2,248,441	2,036,895	5,944,789	10,949,508	165,260	553,132	955,007	1,419,784	3,093,183	-	4,508,523	7,856,325
Office of the Secretary	53,392,977	53,392,977	5,144,205	10,391,157	12,569,824	15,856,475	43,961,661	3,785,832	6,207,109	9,264,003	9,301,753	28,558,697	-	9,431,316	15,402,964
PS	14,194,845	14,194,845	2,686,947	3,068,789	3,108,431	4,472,576	13,336,743	2,568,445	2,986,463	3,025,209	4,017,453	12,597,569	-	858,102	739,174
MOOE	23,749,928	23,749,928	1,739,255	5,075,591	7,427,309	5,442,049	19,684,204	1,053,506	2,668,816	5,284,496	3,867,529	12,874,347	-	4,065,724	6,809,857
CO	15,448,204	15,448,204	718,003	2,246,776	2,034,084	5,941,850	10,940,714	163,881	551,830	954,299	1,416,771	3,086,780	-	4,507,490	7,853,933
NCR	28,093,719	28,093,719	2,099,165	4,952,106	5,952,769	8,368,480	21,372,520	1,505,150	2,647,480	4,553,262	3,256,711	11,962,603	-	6,721,199	9,409,916
PS	6,006,560	6,006,560	1,155,015	1,308,075	1,341,768	1,839,314	5,644,171	1,098,935	1,279,907	1,317,034	1,579,328	5,275,203	-	362,389	368,968
MOOE	13,554,954	13,554,954	693,867	3,167,451	4,290,335	2,486,224	10,637,878	388,330	1,272,158	3,014,928	1,276,522	5,951,938	-	2,917,076	4,685,940
CO	8,532,205	8,532,205	250,283	476,580	320,666	4,042,942	5,090,471	17,886	95,416	221,299	400,861	735,462	-	3,441,734	4,355,009
Central Office	17,345,084	17,345,084	489,167	2,978,008	3,644,849	5,369,393	12,481,418	277,282	981,799	2,634,877	1,229,728	5,123,687	-	4,863,666	7,357,731
Manila															
PS	644,607	644,607	127,294	130,218	131,010	203,594	592,115	114,912	133,669	143,367	194,401	586,348	-	52,491	5,767
MOOE	10,803,098	10,803,098	283,234	2,611,737	3,452,731	1,906,505	8,254,208	161,521	839,960	2,435,905	853,869	4,291,255	-	2,548,891	3,962,952
CO	5,897,378	5,897,378	78,639	236,053	61,108	3,259,295	3,635,095	850	8,170	55,605	181,459	246,083	-	2,262,284	3,389,011
Amang Rodriguez Medical Center	332,766	332,766	46,072	133,496	52,548	83,349	315,465	43,124	58,327	63,147	82,862	247,459	-	17,301	68,006
Marikina City															
PS	202,158	202,158	33,037	34,372	38,844	81,824	188,077	33,037	35,261	37,955	58,569	164,823	-	14,081	23,254
MOOE	40,608	40,608	13,035	9,242	13,704	1,526	37,506	10,086	9,584	8,967	3,239	31,876	-	3,102	5,630
CO	90,000	90,000	-	89,882	-	-	89,882	-	13,482	16,225	21,053	50,761	-	118	39,122
East Avenue Medical Center	1,516,614	1,516,614	245,167	209,303	389,374	634,728	1,478,573	120,284	226,343	276,261	310,730	933,617	-	38,042	544,955
Quezon City															
PS	582,015	582,015	105,812	130,677	165,115	179,693	581,297	91,172	138,777	136,964	153,320	520,234	-	718	61,064
MOOE	281,482	281,482	52,732	75,643	103,954	20,545	252,873	17,937	70,271	76,833	53,735	218,776	-	28,609	34,097
CO	653,117	653,117	86,624	2,983	120,305	434,490	644,402	11,175	17,294	62,464	103,675	194,608	-	8,715	449,794

Note: Differences between the totals and the sum of components are due to rounding-off.

NATIONAL GOVERNMENT OF THE REPUBLIC OF THE PHILIPPINES
Statement of Appropriations, Allotments, Obligations, Disbursements and Balances

Statement D

By Department/Office/Agency/Province/City
 For Fiscal Year 2014
 (in thousand pesos)

Particulars	Appropriations Total	Allotments Total	Obligations					Disbursements					Unreleased Appropriations	Unobligated Allotments	Unpaid Obligations
			1st Qtr	2nd Qtr	3rd Qtr	4th Qtr	Total	1st Qtr	2nd Qtr	3rd Qtr	4th Qtr	Total			
Jose Fabella Memorial Hospital	1,423,198	1,423,198	110,513	123,061	130,427	218,234	582,235	97,413	118,505	118,773	210,524	545,214	-	840,963	37,020
Manila															
PS	512,266	512,266	98,582	113,618	107,238	191,977	511,415	92,442	110,931	107,063	186,031	496,467	-	851	14,948
MOOE	70,932	70,932	11,931	9,444	23,189	26,256	70,820	4,970	7,574	11,710	24,493	48,747	-	112	22,072
CO	840,000	840,000	-	-	-	-	-	-	-	-	-	-	-	840,000	-
Jose R. Reyes Memorial Medical Center	739,421	739,421	122,050	164,680	163,712	257,165	707,608	97,105	130,665	133,637	95,922	457,330	-	31,813	250,278
Manila															
PS	547,846	547,846	108,253	126,921	120,364	184,949	540,487	96,869	112,773	117,426	92,817	419,885	-	7,360	120,601
MOOE	160,475	160,475	13,798	37,759	43,348	41,217	136,121	236	17,892	16,211	3,105	37,444	-	24,354	98,677
CO	31,100	31,100	-	-	-	31,000	31,000	-	-	-	-	-	-	100	31,000
National Center for Mental Health	1,220,756	1,220,756	265,209	289,183	202,537	424,520	1,181,450	177,399	228,197	251,791	288,332	945,719	-	39,307	235,730
Mandaluyong City															
PS	627,470	627,470	125,219	147,161	140,184	206,396	618,960	124,798	143,369	143,654	188,600	600,422	-	8,510	18,538
MOOE	253,286	253,286	59,968	78,607	62,354	34,496	235,425	52,601	58,539	63,673	41,515	216,328	-	17,861	19,097
CO	340,001	340,001	80,022	63,415	-	183,628	327,065	-	26,289	44,464	58,217	128,969	-	12,935	198,096
National Children's Hospital	280,763	280,763	62,254	67,613	60,044	90,542	280,453	50,581	62,224	48,265	75,662	236,732	-	310	43,721
Quezon City															
PS	219,872	219,872	42,472	57,576	46,169	73,654	219,872	40,334	52,892	39,803	66,127	199,157	-	c	20,715
MOOE	60,892	60,892	19,782	10,037	13,874	16,888	60,581	10,247	9,332	8,462	9,534	37,575	-	310	23,006
Philippine Orthopedic Center	641,220	641,220	118,079	166,401	130,920	162,753	578,154	108,117	155,279	127,119	143,564	534,079	-	63,066	44,075
Quezon City															
PS	464,948	464,948	91,810	102,674	100,119	126,875	421,478	90,793	102,249	97,578	117,920	408,540	-	43,470	12,939
MOOE	127,555	127,555	26,269	25,727	27,821	32,878	112,695	17,324	27,030	17,541	22,962	84,857	-	14,860	27,838
CO	48,716	48,716	-	38,000	2,980	3,000	43,980	-	26,000	12,000	2,682	40,682	-	4,736	3,298
Quirino Memorial Medical Center	478,014	478,014	72,034	96,036	127,070	163,112	458,252	64,496	75,708	112,311	132,227	384,742	-	19,762	73,510
Quezon City															
PS	328,659	328,659	62,467	65,062	73,323	120,541	321,392	61,039	66,875	71,393	107,699	307,006	-	7,267	14,386
MOOE	98,856	98,856	9,568	13,401	21,311	42,081	86,360	3,457	7,316	13,159	11,200	35,132	-	12,495	51,228
CO	50,500	50,500	-	17,574	32,436	490	50,500	-	1,517	27,758	13,329	42,604	-	-	7,896

Note: Differences between the totals and the sum of components are due to rounding-off.

NATIONAL GOVERNMENT OF THE REPUBLIC OF THE PHILIPPINES
Statement of Appropriations, Allotments, Obligations, Disbursements and Balances

Statement D

By Department/Office/Agency/Province/City
 For Fiscal Year 2014
 (in thousand pesos)

Particulars	Appropriations Total	Allotments Total	Obligations					Disbursements					Unreleased Appropriations	Unobligated Allotments	Unpaid Obligations
			1st Qtr	2nd Qtr	3rd Qtr	4th Qtr	Total	1st Qtr	2nd Qtr	3rd Qtr	4th Qtr	Total			
Research Institute for Tropical Medicine	554,061	554,061	75,377	118,471	141,715	162,023	497,586	61,278	83,364	95,682	137,202	377,526	-	56,475	120,060
Muntinlupa City															
PS	217,239	217,239	46,178	50,135	46,950	61,068	204,332	43,700	48,267	44,430	61,576	197,973	-	12,907	6,359
MOOE	297,158	297,158	29,199	68,336	94,569	98,684	290,788	17,578	35,097	51,252	75,397	179,324	-	6,370	111,464
CO	39,664	39,664	-	-	196	2,270	2,466	-	-	-	229	229	-	37,198	2,237
Rizal Medical Center	394,937	394,937	103,147	74,962	85,498	125,317	388,924	59,613	82,742	91,136	128,861	362,352	-	6,013	26,572
Pasig City															
PS	318,343	318,343	54,635	67,435	77,079	119,034	318,182	53,272	65,538	77,449	117,160	313,419	-	161	4,763
MOOE	76,593	76,593	48,512	7,527	8,419	6,283	70,742	6,342	17,203	13,687	11,701	48,933	-	5,851	21,808
CO															
San Lazaro Hospital	557,371	557,371	107,363	116,510	140,316	(138,897)	225,292	93,942	98,310	139,387	(136,329)	195,311	-	332,078	29,982
Manila															
PS	323,122	323,122	75,056	78,280	80,715	(80,715)	153,337	74,530	63,996	88,699	(88,699)	138,526	-	169,785	14,810
MOOE	234,249	234,249	32,307	38,230	59,601	(58,182)	71,956	19,411	34,314	50,688	(47,629)	56,784	-	162,293	15,172
Tondo Medical Center	283,006	283,006	45,900	54,728	67,559	71,095	239,281	45,828	46,086	52,736	62,249	206,900	-	43,724	32,381
Manila															
PS	178,701	178,701	36,672	40,225	38,425	61,773	177,094	38,077	40,189	38,937	54,349	171,552	-	1,606	5,542
MOOE	57,305	57,305	9,228	13,558	27,538	4,827	55,150	6,888	5,418	13,454	9,242	35,003	-	2,154	20,148
CO	47,000	47,000	-	945	1,596	4,496	7,036	863	479	345	(1,342)	345	-	39,964	6,691
Bureau of Food and Drugs Administration	280,967	280,967	50,795	65,215	68,242	84,606	268,858	49,590	62,742	63,341	83,335	259,008	-	12,109	9,850
Muntinlupa City															
PS	171,828	171,828	36,682	38,917	35,135	56,682	167,416	36,682	38,890	34,782	56,755	167,108	-	4,412	308
MOOE	109,139	109,139	14,113	26,298	33,107	27,924	101,442	12,908	23,852	28,559	26,581	91,900	-	7,697	9,542
Bureau of Quarantine	203,861	203,861	36,345	37,176	49,546	80,466	203,533	33,934	35,316	48,688	57,644	175,582	-	329	27,951
City of Manila															
PS	131,301	131,301	28,807	24,454	23,695	54,123	131,078	28,078	23,979	24,282	28,419	104,758	-	223	26,320
MOOE	72,561	72,561	7,538	12,723	25,851	26,343	72,455	5,856	11,337	24,406	29,225	70,824	-	106	1,631
Center for Health Development (CHD)	1,105,404	1,105,404	48,003	109,275	366,503	356,832	880,613	33,894	68,483	176,233	148,240	426,850	-	224,792	453,762
City of Manila															
PS	109,769	109,769	16,152	16,857	34,932	32,758	100,698	15,009	17,795	34,332	30,311	97,448	-	9,072	3,250
MOOE	621,335	621,335	31,851	87,095	238,551	210,623	568,119	18,885	50,688	141,901	107,770	319,243	-	53,216	248,876
CO	374,300	374,300	-	5,323	93,021	113,452	211,796	-	-	-	10,159	10,159	-	162,505	201,636

Note: Differences between the totals and the sum of components are due to rounding-off.

NATIONAL GOVERNMENT OF THE REPUBLIC OF THE PHILIPPINES
Statement of Appropriations, Allotments, Obligations, Disbursements and Balances

Statement D

By Department/Office/Agency/Province/City
 For Fiscal Year 2014
 (in thousand pesos)

Particulars	Appropriations Total	Allotments Total	Obligations					Disbursements					Unreleased Appropriations	Unobligated Allotments	Unpaid Obligations
			1st Qtr	2nd Qtr	3rd Qtr	4th Qtr	Total	1st Qtr	2nd Qtr	3rd Qtr	4th Qtr	Total			
Dr. Jose N. Rodriguez Memorial Hospital	241,081	241,081	47,155	53,736	56,673	72,635	230,199	47,155	53,736	53,192	72,485	226,568	-	10,882	3,632
Caloocan City															
PS	172,685	172,685	30,278	38,046	36,123	57,735	162,182	30,278	38,046	32,641	57,735	158,700	-	10,503	3,482
MOOE	63,397	63,397	11,878	15,690	20,551	14,900	63,019	11,878	15,690	20,551	14,750	62,869	-	377	150
CO	5,000	5,000	4,998	-	-	-	4,998	4,998	c	-	-	4,998	-	2	c
Las Piñas General Hospital															
And Sattelite Trauma	251,302	251,302	26,551	43,623	35,023	68,361	173,558	17,728	37,783	28,561	61,898	145,970	-	77,744	27,588
Las Piñas City															
PS	98,770	98,770	14,274	16,652	18,895	48,946	98,767	12,575	17,641	18,846	37,990	87,051	-	3	11,716
MOOE	77,104	77,104	12,277	12,402	7,704	19,415	51,798	5,153	17,956	8,452	13,048	44,610	-	25,306	7,188
CO	75,428	75,428	-	14,570	8,423	-	22,993	-	2,185	1,263	10,860	14,309	-	52,435	8,684
San Lorenzo Ruiz Special Hospital	62,193	62,193	4,573	17,371	6,179	11,196	39,319	3,894	6,930	7,405	11,309	29,538	-	22,874	9,781
Malabon City															
PS	35,979	35,979	3,229	3,282	4,800	8,512	19,823	3,229	3,282	4,800	8,306	19,616	-	16,156	206
MOOE	11,214	11,214	1,343	6,253	1,380	1,398	10,375	665	3,649	1,430	3,003	8,746	-	839	1,629
CO	15,000	15,000	-	7,836	-	1,286	9,122	-	-	1,175	-	1,175	-	5,878	7,946
Valenzuela General Hospital	181,701	181,701	23,410	33,256	34,033	71,050	161,749	22,494	34,941	30,720	60,265	148,420	-	19,951	13,329
Valenzuela City															
PS	118,984	118,984	18,107	25,515	22,654	49,895	116,171	18,107	25,488	22,632	49,943	116,171	-	2,813	-
MOOE	37,716	37,716	5,303	7,741	10,780	11,620	35,443	4,386	9,453	8,088	9,782	31,709	-	2,273	3,734
CO	25,000	25,000	-	-	600	9,535	10,135	-	-	-	540	540	-	14,865	9,595
Region I	1,667,410	1,667,410	244,323	336,804	327,553	516,200	1,424,880	212,573	313,724	335,864	405,120	1,267,281	-	242,530	157,600
PS	714,242	714,242	127,967	153,489	145,519	225,167	652,142	126,836	151,068	145,087	154,603	577,594	-	62,100	74,548
MOOE	720,304	720,304	73,366	112,638	180,354	271,368	637,726	66,224	103,941	172,622	232,616	575,403	-	82,578	62,324
CO	232,865	232,865	42,990	70,677	1,681	19,665	135,012	19,513	58,715	18,156	17,901	114,285	-	97,852	20,728
CHD for Ilocos	783,649	783,649	57,956	155,814	163,766	260,614	638,151	57,940	123,775	169,057	249,879	600,651	-	145,498	37,500
La Union															
PS	130,701	130,701	21,843	20,875	24,675	57,952	125,345	21,843	20,875	24,675	50,931	118,324	-	5,356	7,021
MOOE	508,084	508,084	36,112	66,607	138,380	198,403	439,502	36,096	66,013	129,906	182,659	414,675	-	68,581	24,828
CO	144,865	144,865	-	68,333	711	4,259	73,303	-	36,888	14,476	16,289	67,652	-	71,561	5,652
Ilocos Training and Regional Medical Center	298,590	298,590	55,245	59,800	53,774	103,813	272,632	46,993	58,585	57,105	9,704	172,387	-	25,958	100,244
La Union															
PS	194,965	194,965	36,367	47,086	42,926	68,584	194,964	36,367	47,084	43,784	200	127,436	-	1	67,528
MOOE	64,325	64,325	8,864	12,714	9,565	20,151	51,294	6,922	6,270	12,241	8,220	33,654	-	13,031	17,640
CO	39,300	39,300	10,014	-	1,283	15,077	26,374	3,704	5,231	1,079	1,284	11,298	-	12,926	15,076

Note: Differences between the totals and the sum of components are due to rounding-off.

NATIONAL GOVERNMENT OF THE REPUBLIC OF THE PHILIPPINES
Statement of Appropriations, Allotments, Obligations, Disbursements and Balances

Statement D

By Department/Office/Agency/Province/City
 For Fiscal Year 2014
 (in thousand pesos)

Particulars	Appropriations Total	Allotments Total	Obligations					Disbursements					Unreleased Appropriations	Unobligated Allotments	Unpaid Obligations
			1st Qtr	2nd Qtr	3rd Qtr	4th Qtr	Total	1st Qtr	2nd Qtr	3rd Qtr	4th Qtr	Total			
Mariano Marco Memorial Hospital and Medical Center	218,549	218,549	32,856	33,802	33,560	47,978	148,196	27,044	32,763	28,820	40,575	129,202	-	70,353	18,994
Ilocos Norte															
PS	153,318	153,318	21,709	26,597	23,316	24,952	96,575	20,578	25,508	20,741	29,748	96,575	-	56,743	c
MOOE	51,931	51,931	11,146	7,205	10,243	23,026	51,621	6,466	7,256	8,079	10,826	32,627	-	310	18,994
CO	13,300	13,300	-	-	-	-	-	-	-	-	-	-	-	13,300	-
Region I Medical Center	366,622	366,622	98,266	87,388	76,454	103,795	365,902	80,596	98,600	80,883	104,962	365,041	-	720	861
dagupan City															
PS	235,259	235,259	48,047	58,931	54,601	73,679	235,259	48,047	57,601	55,887	73,723	235,259	-	c	-
MOOE	95,964	95,964	17,243	26,112	22,166	29,787	95,309	16,740	24,402	22,395	30,910	94,447	-	655	861
CO	35,400	35,400	32,976	2,344	(313)	328	35,335	15,809	16,597	2,601	328	35,335	-	65	-
CAR	1,241,849	1,241,849	187,448	276,837	322,086	347,631	1,134,001	160,938	210,131	268,963	369,147	1,009,179	-	107,848	124,822
PS	560,267	560,267	104,710	119,291	141,238	194,209	559,448	103,569	119,539	141,192	186,039	550,339	-	819	9,108
MOOE	460,459	460,459	82,738	110,986	122,698	135,842	452,265	57,368	88,014	113,938	141,265	400,586	-	8,194	51,679
CO	221,123	221,123	-	46,559	58,150	17,580	122,289	-	2,578	13,833	41,843	58,253	-	98,834	64,035
CHD for Cordillera	438,160	438,160	60,642	137,497	99,613	114,204	411,956	39,650	71,816	97,701	134,566	343,733	-	26,204	68,223
Baguio City															
PS	75,692	75,692	11,934	13,784	19,178	30,571	75,466	12,290	12,971	19,570	29,500	74,331	-	225	1,136
MOOE	291,845	291,845	48,708	77,153	77,794	81,223	284,878	27,360	56,268	72,475	85,631	241,734	-	6,967	43,144
CO	70,623	70,623	-	46,559	2,641	2,411	51,611	-	2,578	5,656	19,435	27,668	-	19,012	23,943
Baguio General Hospital and Medical Center	533,087	533,087	103,284	110,680	139,490	174,240	527,695	97,894	110,443	127,272	181,980	517,590	-	5,393	10,105
Baguio City															
PS	387,802	387,802	77,270	86,997	96,535	126,546	387,348	75,774	88,058	96,320	124,711	384,863	-	454	2,485
MOOE	129,285	129,285	26,014	23,683	34,791	44,797	129,285	22,121	22,385	30,952	49,501	124,959	-	-	4,327
CO	16,000	16,000	-	-	8,164	2,898	11,061	-	-	-	7,768	7,768	-	4,939	3,293
Corner District Hospital	61,822	61,822	4,143	5,930	15,652	7,959	33,684	4,143	5,835	8,180	10,536	28,694	-	28,138	4,990
Apayao															
PS	18,743	18,743	3,244	3,845	4,102	7,433	18,624	3,244	3,845	4,102	7,433	18,624	-	120	-
MOOE	5,079	5,079	899	2,086	1,567	526	5,077	899	1,990	1,338	850	5,077	-	2	c
CO	38,000	38,000	-	-	9,983	-	9,983	-	-	2,740	2,252	4,993	-	28,017	4,990
Far North Luzon General Hospital	69,746	69,746	6,642	8,791	12,517	17,704	45,654	6,642	8,192	13,073	8,448	36,355	-	24,092	9,299
Apayao															
PS	26,769	26,769	4,433	5,217	5,000	12,098	26,749	4,433	5,217	5,000	7,472	22,122	-	21	4,627
MOOE	16,477	16,477	2,209	3,574	4,357	5,111	15,251	2,209	2,975	4,913	976	11,074	-	1,226	4,177
CO	26,500	26,500	-	-	3,160	495	3,655	-	-	3,160	-	3,160	-	22,845	495

Note: Differences between the totals and the sum of components are due to rounding-off.

NATIONAL GOVERNMENT OF THE REPUBLIC OF THE PHILIPPINES
Statement of Appropriations, Allotments, Obligations, Disbursements and Balances

Statement D

By Department/Office/Agency/Province/City
 For Fiscal Year 2014
 (in thousand pesos)

Particulars	Appropriations Total	Allotments Total	Obligations					Disbursements					Unreleased Appropriations	Unobligated Allotments	Unpaid Obligations
			1st Qtr	2nd Qtr	3rd Qtr	4th Qtr	Total	1st Qtr	2nd Qtr	3rd Qtr	4th Qtr	Total			
Luis Hora Memorial Regional Hospital	139,034	139,034	12,737	13,939	54,814	33,522	115,012	12,609	13,844	22,736	33,617	82,806	-	24,022	32,206
Mt. Province															
PS	51,261	51,261	7,829	9,448	16,424	17,560	51,261	7,829	9,448	16,199	16,923	50,400	-	-	861
MOOE	17,773	17,773	4,908	4,491	4,188	4,186	17,773	4,780	4,396	4,260	4,307	17,742	-	-	31
CO	70,000	70,000	-	-	34,202	11,776	45,978	-	-	2,277	12,387	14,664	-	24,022	31,314
Region II	1,533,267	1,533,267	191,469	393,489	444,957	367,749	1,397,664	137,341	232,985	245,459	423,580	1,039,364	-	135,604	358,300
PS	537,248	537,248	91,836	124,726	125,764	177,019	519,344	91,168	121,401	103,471	185,008	501,047	-	17,904	18,297
MOOE	527,142	527,142	76,629	100,427	189,941	120,309	487,306	38,853	106,888	114,003	161,638	421,382	-	39,836	65,924
CO	468,877	468,877	23,004	168,336	129,252	70,421	391,013	7,320	4,696	27,985	76,933	116,935	-	77,864	274,078
CHD for Cagayan Valley	760,648	760,648	66,107	263,478	174,619	182,168	686,372	29,210	112,812	119,535	236,438	497,994	-	74,276	188,377
Tuguegarao City															
PS	125,743	125,743	17,139	34,514	21,322	52,134	125,109	17,139	34,514	21,322	52,134	125,109	-	634	-
MOOE	363,128	363,128	48,968	67,174	136,985	72,358	325,485	12,071	78,298	87,652	115,883	293,904	-	37,644	31,580
CO	271,777	271,777	-	161,790	16,312	57,676	235,778	-	-	10,561	68,421	78,982	-	35,999	156,797
Batanes General Hospital	83,666	83,666	8,056	11,265	10,229	14,780	44,330	7,818	10,235	10,039	15,222	43,315	-	39,336	1,015
Batanes															
PS	48,890	48,890	6,682	8,606	7,706	11,983	34,977	6,538	8,227	7,811	11,849	34,426	-	13,913	551
MOOE	9,776	9,776	1,373	2,659	2,523	2,798	9,353	1,280	2,008	2,228	3,373	8,889	-	423	464
CO	25,000	25,000	-	-	-	-	-	-	-	-	-	-	-	25,000	-
Cagayan Valley Medical Center	416,188	416,188	54,883	69,133	212,545	72,380	408,941	55,144	59,333	54,747	83,785	253,009	-	7,247	155,931
Cagayan															
PS	186,091	186,091	37,252	43,247	59,075	43,254	182,829	37,502	40,895	36,794	54,959	170,150	-	3,262	12,679
MOOE	95,997	95,997	17,620	21,007	40,530	16,720	95,877	17,643	18,248	14,045	19,970	69,906	-	120	25,971
CO	134,100	134,100	11	4,879	112,940	12,406	130,235	-	190	3,908	8,856	12,954	-	3,865	117,282
Southern Isabella General Hospital	100,619	100,619	30,058	13,651	11,316	32,590	87,615	13,478	15,736	24,610	22,544	76,368	-	13,005	11,247
Santiago City															
PS	40,296	40,296	5,253	9,399	8,539	17,105	40,295	4,479	8,806	8,422	14,534	36,240	-	1	4,055
MOOE	22,323	22,323	1,812	2,584	2,777	15,147	22,320	1,679	2,424	2,672	8,353	15,128	-	3	7,192
CO	38,000	38,000	22,994	1,668	-	339	25,000	7,320	4,506	13,517	(343)	25,000	-	13,000	c
Veterans Regional Hospital	172,146	172,146	32,366	35,962	36,248	65,830	170,407	31,690	34,869	36,528	65,591	168,678	-	1,739	1,729
Nueva Vizcaya															
PS	136,229	136,229	25,510	28,959	29,122	52,544	136,135	25,510	28,959	29,122	51,532	135,123	-	94	1,012
MOOE	35,917	35,917	6,856	7,003	7,126	13,287	34,272	6,180	5,910	7,406	14,059	33,555	-	1,646	717

Note: Differences between the totals and the sum of components are due to rounding-off.

NATIONAL GOVERNMENT OF THE REPUBLIC OF THE PHILIPPINES
Statement of Appropriations, Allotments, Obligations, Disbursements and Balances

Statement D

By Department/Office/Agency/Province/City
 For Fiscal Year 2014
 (in thousand pesos)

Particulars	Appropriations Total	Allotments Total	Obligations					Disbursements					Unreleased Appropriations	Unobligated Allotments	Unpaid Obligations
			1st Qtr	2nd Qtr	3rd Qtr	4th Qtr	Total	1st Qtr	2nd Qtr	3rd Qtr	4th Qtr	Total			
Region III	2,257,496	2,257,496	223,331	580,108	499,218	742,672	2,045,329	185,959	242,225	405,999	612,188	1,446,371	-	212,168	598,957
PS	749,699	749,699	130,190	141,832	155,458	262,224	689,704	126,438	135,304	150,214	235,093	647,048	-	59,995	42,656
MOOE	887,863	887,863	93,140	94,493	224,924	402,178	814,735	59,522	106,921	118,780	235,961	521,183	-	73,127	293,552
CO	619,934	619,934	-	343,783	118,836	78,270	540,889	-	-	137,006	141,134	278,139	-	79,045	262,750
CHD for Central Luzon	1,327,282	1,327,282	78,346	406,208	276,800	434,633	1,195,987	58,617	81,028	229,082	311,002	679,729	-	131,296	516,258
Pampanga															
PS	123,773	123,773	29,574	15,721	20,779	42,537	108,611	29,574	15,721	20,679	25,684	91,658	-	15,162	16,952
MOOE	649,175	649,175	48,772	46,800	169,554	331,584	596,710	29,043	65,307	73,712	161,424	329,486	-	52,465	267,224
CO	554,334	554,334	-	343,686	86,467	60,512	490,666	-	-	134,691	123,894	258,585	-	63,668	232,081
Bataan General Hospital	181,368	181,368	25,372	34,349	31,932	68,713	160,366	18,439	29,284	29,131	77,311	154,165	-	21,002	6,201
Bataan															
PS	136,019	136,019	15,276	25,757	27,198	63,372	131,604	14,620	24,785	24,717	64,737	128,859	-	4,415	2,745
MOOE	28,348	28,348	10,096	8,592	1,998	4,560	25,246	3,819	4,499	4,414	9,815	22,548	-	3,102	2,698
CO	17,000	17,000	-	-	2,735	781	3,516	-	-	-	2,759	2,759	-	13,484	757
Dr. Paulino J. Garcia Mem'l Research and Medical Center	360,809	360,809	56,067	66,226	91,689	109,732	323,713	52,691	63,100	72,480	118,726	306,996	-	37,096	16,717
Cabanatuan City															
PS	244,847	244,847	40,448	48,666	53,943	73,764	216,821	40,320	47,348	55,362	72,489	215,519	-	28,027	1,302
MOOE	100,662	100,662	15,619	17,559	22,929	35,485	91,592	12,371	15,752	17,118	35,261	80,501	-	9,070	11,092
CO	15,300	15,300	-	-	14,817	483	15,300	-	-	-	10,976	10,976	-	-	4,324
Jose B. Lingad Memorial Regional Hospital	251,256	251,256	44,109	50,542	61,616	79,087	235,354	35,885	45,836	50,499	72,490	204,710	-	15,902	30,644
Pampanga															
PS	184,424	184,424	34,927	41,137	40,793	59,297	176,154	31,270	36,750	36,518	53,401	157,939	-	8,270	18,215
MOOE	66,532	66,532	9,183	9,308	20,823	19,587	58,900	4,615	9,086	13,889	19,090	46,680	-	7,632	12,220
CO	300	300	-	97	-	203	300	-	-	92	-	92	-	-	208
Mariveles Mental Hospital	96,724	96,724	15,094	17,859	17,791	42,693	93,437	15,094	17,859	17,791	26,256	76,999	-	3,287	16,438
Bataan															
PS	40,662	40,662	6,277	6,499	8,631	18,034	39,440	6,277	6,499	8,631	17,902	39,308	-	1,222	132
MOOE	38,062	38,062	8,818	11,360	9,160	8,369	37,706	8,818	11,360	9,160	8,353	37,691	-	355	16
CO	18,000	18,000	-	-	-	16,290	16,290	-	-	-	-	-	-	1,710	16,290
Talavera Extension Hospital	40,057	40,057	4,342	4,925	19,391	7,814	36,472	5,233	5,119	7,016	6,404	23,771	-	3,585	12,701
Nueva Ecija															
PS	19,974	19,974	3,690	4,050	4,114	5,220	17,074	4,377	4,201	4,308	880	13,765	-	2,900	3,309
MOOE	5,083	5,083	653	874	460	2,594	4,581	856	918	486	2,018	4,279	-	502	302
CO	15,000	15,000	-	-	14,817	-	14,817	-	-	2,223	3,505	5,728	-	183	9,089

Note: Differences between the totals and the sum of components are due to rounding-off.

NATIONAL GOVERNMENT OF THE REPUBLIC OF THE PHILIPPINES
Statement of Appropriations, Allotments, Obligations, Disbursements and Balances

Statement D

By Department/Office/Agency/Province/City
 For Fiscal Year 2014
 (in thousand pesos)

Particulars	Appropriations Total	Allotments Total	Obligations					Disbursements					Unreleased Appropriations	Unobligated Allotments	Unpaid Obligations
			1st Qtr	2nd Qtr	3rd Qtr	4th Qtr	Total	1st Qtr	2nd Qtr	3rd Qtr	4th Qtr	Total			
Region IV-A	1,606,813	1,606,813	130,860	446,607	365,994	596,514	1,539,975	86,938	321,187	326,387	515,336	1,249,848	-	66,838	290,127
PS	322,750	322,750	56,334	69,688	71,892	92,372	290,287	52,183	69,163	72,470	95,289	289,105	-	32,463	1,182
MOOE	800,130	800,130	25,076	151,776	276,196	343,597	796,645	19,770	138,796	160,853	296,711	616,131	-	3,484	180,515
CO	483,933	483,933	49,450	225,143	17,906	160,544	453,042	14,985	113,228	93,063	123,336	344,613	-	30,891	108,430
CHD for CALABARZON	1,223,188	1,223,188	36,516	385,019	300,804	466,333	1,188,672	36,079	245,696	253,615	396,691	932,081	-	34,516	256,591
Batangas City															
PS	96,344	96,344	22,314	21,487	21,797	19,258	84,855	18,163	20,961	22,446	22,630	84,200	-	11,488	655
MOOE	710,911	710,911	14,202	138,940	261,101	293,184	707,427	10,424	125,396	145,510	264,264	545,593	-	3,484	161,834
CO	415,933	415,933	-	224,593	17,906	153,891	396,389	7,493	99,339	85,660	109,797	302,288	-	19,544	94,101
Batangas Medical Center	383,625	383,625	94,344	61,588	65,191	130,180	351,303	50,859	75,491	72,771	118,645	317,767	-	32,322	33,536
Batangas City															
PS	226,407	226,407	34,020	48,202	50,096	73,114	205,432	34,020	48,202	50,025	72,658	204,905	-	20,975	527
MOOE	89,218	89,218	10,874	12,836	15,095	50,413	89,218	9,346	13,401	15,343	32,448	70,537	-	-	18,681
CO	68,000	68,000	49,450	550	-	6,653	56,653	7,493	13,889	7,404	13,539	42,324	-	11,347	14,328
Region IV-B	932,167	932,167	75,013	266,838	327,654	232,211	901,717	46,397	154,931	216,780	275,289	693,398	-	30,450	208,320
PS	181,904	181,904	34,443	34,906	34,888	61,548	165,785	22,890	25,342	32,137	79,886	160,256	-	16,119	5,529
MOOE	465,550	465,550	40,571	68,443	252,768	99,442	461,225	23,507	47,844	178,823	158,174	408,348	-	4,326	52,876
CO	284,713	284,713	-	163,489	39,998	71,221	274,708	-	81,744	5,820	37,229	124,793	-	10,005	149,915
CHD for MIMAROPA	627,236	627,236	47,962	160,909	243,796	158,084	610,752	15,033	86,337	173,361	215,243	489,974	-	16,484	120,778
Batangas City															
PS	71,434	71,434	13,668	11,589	7,999	22,850	56,106	826	2,268	5,356	45,792	54,241	-	15,328	1,865
MOOE	394,889	394,889	34,294	59,331	235,797	64,310	393,733	14,206	39,075	168,005	132,223	353,509	-	1,156	40,224
CO	160,913	160,913	-	89,989	-	70,924	160,913	-	44,994	-	37,229	82,224	-	-	78,689
Culion Sanitarium	173,583	173,583	17,662	94,653	21,282	29,987	163,583	16,391	57,807	21,792	27,546	123,536	-	10,000	40,047
Palawan															
PS	67,249	67,249	13,881	16,354	14,615	22,399	67,249	13,515	16,341	14,992	20,812	65,661	-	c	1,588
MOOE	22,835	22,835	3,781	4,799	6,667	7,587	22,835	2,875	4,716	6,800	6,734	21,125	-	-	1,710
CO	83,500	83,500	-	73,500	-	-	73,500	-	36,750	-	-	36,750	-	10,000	36,750
Ospital ng Palawan	131,348	131,348	9,389	11,276	62,576	44,140	127,382	14,974	10,787	21,627	32,499	79,888	-	3,966	47,494
Puerto Princesa City															
PS	43,221	43,221	6,894	6,964	12,274	16,298	42,430	8,549	6,734	11,789	13,282	40,354	-	791	2,076
MOOE	47,827	47,827	2,495	4,313	10,305	27,545	44,657	6,425	4,053	4,018	19,218	33,715	-	3,170	10,943
CO	40,300	40,300	-	-	39,998	297	40,295	-	-	5,820	-	5,820	-	5	34,476

Note: Differences between the totals and the sum of components are due to rounding-off.

NATIONAL GOVERNMENT OF THE REPUBLIC OF THE PHILIPPINES
Statement of Appropriations, Allotments, Obligations, Disbursements and Balances
 By Department/Office/Agency/Province/City
 For Fiscal Year 2014
 (in thousand pesos)

Statement D

Particulars	Appropriations Total	Allotments Total	Obligations					Disbursements					Unreleased Appropriations	Unobligated Allotments	Unpaid Obligations
			1st Qtr	2nd Qtr	3rd Qtr	4th Qtr	Total	1st Qtr	2nd Qtr	3rd Qtr	4th Qtr	Total			
Region V	2,047,751	2,047,751	370,066	503,142	443,053	605,591	1,921,853	218,014	351,619	270,813	550,569	1,391,015	-	125,897	530,838
PS	753,684	753,684	172,011	168,210	142,520	235,962	718,703	169,812	164,777	118,327	233,427	686,343	-	34,982	32,360
MOOE	783,795	783,795	95,705	163,935	275,113	202,451	737,205	48,203	111,760	135,408	205,404	500,775	-	46,591	236,430
CO	510,271	510,271	102,350	170,998	25,419	167,178	465,946	-	75,082	17,077	111,739	203,898	-	44,325	262,048
CHD for Bicol	1,149,729	1,149,729	145,831	327,672	250,686	341,537	1,065,725	103,410	117,290	115,613	256,561	592,875	-	84,004	472,851
Legazpi City															
PS	187,717	187,717	72,837	33,530	13,706	43,038	163,111	72,152	34,212	13,709	34,727	154,800	-	24,606	8,311
MOOE	587,046	587,046	72,995	125,174	225,551	132,400	556,120	31,258	75,496	86,010	156,466	349,230	-	30,925	206,890
CO	374,967	374,967	-	168,967	11,428	166,098	346,494	-	7,583	15,895	65,368	88,845	-	28,473	257,649
Bicol Medical Center	444,197	444,197	73,067	100,842	101,186	145,831	420,926	66,126	94,946	90,222	144,849	396,142	-	23,271	24,784
Naga City															
PS	352,359	352,359	56,082	77,578	80,697	127,749	342,106	54,568	72,353	68,188	126,797	321,905	-	10,253	20,201
MOOE	78,538	78,538	16,984	23,265	20,489	17,800	78,538	11,558	22,593	22,034	18,052	74,237	-	-	4,301
CO	13,300	13,300	-	-	-	282	282	-	-	-	-	-	-	13,018	282
Bicol Regional Training and Teaching Hospital	373,336	373,336	139,916	59,832	64,768	94,506	359,022	37,566	127,082	52,408	118,008	335,063	-	14,314	23,959
Legazpi City															
PS	176,162	176,162	35,174	48,997	37,768	54,122	176,060	35,174	48,997	27,340	63,365	174,876	-	101	1,184
MOOE	91,670	91,670	2,392	10,652	25,873	40,033	78,950	2,392	10,652	23,940	22,933	59,917	-	12,720	19,032
CO	105,504	105,504	102,350	183	1,127	352	104,012	-	67,433	1,127	31,709	100,270	-	1,492	3,742
Bicol Sanitarium	80,489	80,489	11,252	14,797	26,413	23,718	76,180	10,913	12,301	12,570	31,151	66,935	-	4,309	9,245
Camarines Sur															
PS	37,447	37,447	7,918	8,105	10,349	11,053	37,426	7,918	9,216	9,091	8,538	34,762	-	21	2,664
MOOE	26,542	26,542	3,334	4,844	3,200	12,219	23,597	2,995	3,019	3,425	7,951	17,390	-	2,945	6,207
CO	16,500	16,500	-	1,847	12,864	446	15,157	-	66	55	14,662	14,783	-	1,343	374
Region VI	2,373,038	2,373,038	270,170	350,347	571,676	874,371	2,066,564	218,110	284,833	395,888	416,835	1,315,666	-	306,474	750,899
PS	630,035	630,035	135,757	147,323	143,609	189,569	616,259	125,966	151,305	144,672	189,784	611,726	-	13,776	4,533
MOOE	995,580	995,580	89,816	165,674	275,594	244,626	775,710	70,089	120,709	219,774	153,873	564,445	-	219,870	211,264
CO	747,424	747,424	44,597	37,350	152,473	440,175	674,596	22,056	12,819	31,442	73,178	139,494	-	72,828	535,102
CHD for Western Visayas	1,414,904	1,414,904	117,121	115,040	360,788	545,058	1,138,008	80,504	85,062	199,788	160,921	526,275	-	276,897	611,733
Iloilo															
PS	116,860	116,860	31,358	18,028	19,164	35,186	103,736	31,358	18,009	19,183	33,143	101,693	-	13,124	2,043
MOOE	756,960	756,960	57,037	85,212	209,281	198,145	549,676	42,962	59,388	149,162	116,899	368,412	-	207,284	181,264
CO	541,084	541,084	28,726	11,800	132,343	311,727	484,595	6,184	7,665	31,442	10,879	56,170	-	56,488	428,426

Note: Differences between the totals and the sum of components are due to rounding-off.

NATIONAL GOVERNMENT OF THE REPUBLIC OF THE PHILIPPINES
Statement of Appropriations, Allotments, Obligations, Disbursements and Balances

Statement D

By Department/Office/Agency/Province/City
 For Fiscal Year 2014
 (in thousand pesos)

Particulars	Appropriations Total	Allotments Total	Obligations					Disbursements					Unreleased Appropriations	Unobligated Allotments	Unpaid Obligations
			1st Qtr	2nd Qtr	3rd Qtr	4th Qtr	Total	1st Qtr	2nd Qtr	3rd Qtr	4th Qtr	Total			
Corazon Locsin Montelibano Memorial Regional Hospital	379,624	379,624	70,486	93,739	100,207	106,588	371,019	62,673	83,566	84,261	104,339	334,839	-	8,606	36,180
Bacolod City															
PS	222,172	222,172	42,865	52,616	55,910	70,561	221,952	39,889	55,085	54,772	70,559	220,305	-	220	1,647
MOOE	94,152	94,152	11,749	41,123	24,166	12,577	89,616	6,912	28,481	29,489	2,682	67,564	-	4,536	22,052
CO	63,301	63,301	15,871	-	20,130	23,449	59,451	15,871	-	-	31,099	46,970	-	3,850	12,480
Western Visayas Medical Center	491,329	491,329	74,143	95,720	100,480	207,643	477,985	66,579	99,808	99,056	130,335	395,779	-	13,343	82,207
Iloilo City															
PS	254,267	254,267	56,121	63,475	61,441	73,231	254,267	49,321	69,912	61,154	73,563	253,951	-	1	316
MOOE	124,022	124,022	18,022	32,245	39,040	29,230	118,536	17,258	29,896	37,902	29,944	115,000	-	5,486	3,536
CO	113,039	113,039	-	-	-	105,183	105,183	-	-	-	26,827	26,827	-	7,857	78,355
Western Visayas Sanitarium	87,181	87,181	8,420	45,849	10,201	15,082	79,553	8,354	16,397	12,783	21,240	58,773	-	7,628	20,780
Iloilo															
PS	36,735	36,735	5,413	13,204	7,094	10,591	36,304	5,397	8,299	9,562	12,519	35,777	-	431	527
MOOE	20,446	20,446	3,007	7,094	3,107	4,674	17,882	2,957	2,944	3,221	4,348	13,470	-	2,564	4,412
CO	30,000	30,000	-	25,550	-	(183)	25,368	-	5,154	-	4,373	9,527	-	4,632	15,841
Region VII	2,670,502	2,670,502	356,436	537,268	749,580	800,591	2,443,873	326,398	333,204	417,579	595,518	1,672,699	-	226,629	771,174
PS	744,489	744,489	149,417	176,281	175,601	239,522	740,821	150,265	174,725	173,297	239,933	738,219	-	3,669	2,601
MOOE	1,011,905	1,011,905	122,855	238,436	272,797	245,385	879,472	95,372	151,965	202,498	270,089	719,924	-	132,433	159,548
CO	914,108	914,108	84,164	122,551	301,181	315,684	823,580	80,761	6,515	41,784	85,495	214,556	-	90,527	609,024
CHD for Central Visayas	1,450,390	1,450,390	142,297	266,602	328,054	540,075	1,277,028	139,904	108,564	159,348	296,305	704,121	-	173,362	572,907
Cebu City															
PS	116,108	116,108	21,690	25,535	27,292	39,533	114,050	21,690	25,506	27,292	39,563	114,050	-	2,058	-
MOOE	652,827	652,827	43,888	147,475	150,831	191,018	533,212	38,495	81,019	105,543	180,745	405,802	-	119,614	127,411
CO	681,455	681,455	76,719	93,591	149,931	309,524	629,765	79,719	2,040	26,513	75,998	184,269	-	51,690	445,496
Don Emilio Del Valle Memorial Hospital	56,954	56,954	6,993	25,660	7,476	11,367	51,496	6,399	7,826	19,566	13,052	46,843	-	5,458	4,653
Bohol															
PS	23,679	23,679	4,620	5,166	5,452	7,095	22,333	4,620	5,166	5,452	6,810	22,048	-	1,346	285
MOOE	11,275	11,275	2,373	2,526	2,024	4,272	11,196	1,779	2,661	2,435	3,459	10,333	-	79	862
CO	22,000	22,000	-	17,968	-	-	17,968	-	-	11,679	2,783	14,462	-	4,032	3,505
Eversley Child's Sanitarium	69,637	69,637	18,961	23,148	15,900	11,551	69,560	11,959	15,930	21,156	16,792	65,837	-	77	3,723
Mandaue City															
PS	28,645	28,645	5,267	6,185	7,384	9,808	28,645	5,267	6,185	7,384	9,808	28,645	-	c	-
MOOE	26,992	26,992	6,250	10,698	8,331	1,678	26,957	5,649	5,269	11,771	3,240	25,930	-	36	1,027
CO	14,000	14,000	7,445	6,264	185	65	13,959	1,042	4,476	2,001	3,744	11,263	-	41	2,696

Note: Differences between the totals and the sum of components are due to rounding-off.

NATIONAL GOVERNMENT OF THE REPUBLIC OF THE PHILIPPINES
Statement of Appropriations, Allotments, Obligations, Disbursements and Balances

By Department/Office/Agency/Province/City
 For Fiscal Year 2014
 (in thousand pesos)

Particulars	Appropriations Total	Allotments Total	Obligations					Disbursements					Unreleased Appropriations	Unobligated Allotments	Unpaid Obligations
			1st Qtr	2nd Qtr	3rd Qtr	4th Qtr	Total	1st Qtr	2nd Qtr	3rd Qtr	4th Qtr	Total			
Gov. Celestino Gallares Memorial Medical Center	258,515	258,515	50,272	64,059	66,127	62,951	243,409	46,796	58,887	61,055	73,359	240,096	-	15,105	3,313
Tagbilaran City															
PS	185,983	185,983	40,677	45,751	45,864	53,427	185,719	39,831	46,596	42,320	56,921	185,669	-	264	50
MOOE	56,732	56,732	9,595	18,308	20,263	8,543	56,709	6,964	12,290	18,735	16,438	54,427	-	23	2,282
CO	15,800	15,800	-	-	-	981	981	-	-	-	-	-	-	14,819	981
St. Anthony Mother and Child Hospital	36,324	36,324	8,559	9,867	8,341	8,356	35,123	8,183	9,070	9,420	7,652	34,325	-	1,201	798
Cebu City															
PS	28,103	28,103	6,523	6,970	7,752	6,858	28,103	6,494	6,936	7,778	6,895	28,103	-	-	-
MOOE	8,221	8,221	2,036	2,897	589	1,498	7,020	1,689	2,134	1,642	757	6,222	-	1,201	798
Talisay District Hospital	36,022	36,022	2,954	11,130	10,659	4,653	29,396	5,154	6,955	5,196	8,291	25,596	-	6,626	3,800
Cebu															
PS	20,873	20,873	1,652	5,565	3,952	9,702	20,872	3,652	5,565	3,552	8,102	20,872	-	1	-
MOOE	4,150	4,150	1,302	1,190	82	1,575	4,149	1,502	1,390	52	(2,595)	349	-	c	3,800
CO	11,000	11,000	-	4,375	6,625	(6,625)	4,375	-	-	1,592	2,783	4,375	-	6,625	-
Vicente Sotto Sr. Memorial Medical Center	762,661	762,661	126,398	136,803	313,023	161,637	737,861	108,004	125,971	141,839	180,067	555,881	-	24,800	181,980
Cebu City															
PS	341,099	341,099	68,989	81,109	77,904	113,098	341,099	68,710	78,770	79,519	111,834	338,833	-	-	2,266
MOOE	251,709	251,709	57,410	55,341	90,678	36,800	240,229	39,293	47,201	62,321	68,046	216,860	-	11,480	23,369
CO	169,853	169,853	-	353	144,441	11,739	156,533	-	-	-	187	187	-	13,320	156,346
Region VIII	1,919,003	1,919,003	261,150	305,588	705,911	392,827	1,665,477	81,819	239,024	661,758	130,920	1,113,521	-	253,526	551,956
PS	421,613	421,613	65,131	107,176	80,666	119,583	372,556	64,493	99,185	80,300	71,704	315,682	-	49,057	56,874
MOOE	824,586	824,586	75,376	140,025	335,052	134,925	685,378	16,488	119,744	377,537	26,339	540,109	-	139,208	145,269
CO	672,804	672,804	120,643	58,387	290,193	138,320	607,543	838	20,094	203,921	32,877	257,730	-	65,261	349,813
CHD for Eastern Visayas Leyte	1,362,586	1,362,586	177,711	210,175	576,084	157,787	1,121,757	26,781	176,169	570,892	-	773,842	-	240,830	347,915
PS	181,805	181,805	19,812	49,442	27,513	37,827	134,594	19,772	49,482	27,513	-	96,767	-	47,211	37,827
MOOE	734,649	734,649	60,612	119,602	314,072	101,417	595,702	6,171	106,593	357,031	-	469,795	-	138,947	125,907
CO	446,132	446,132	97,287	41,131	234,499	18,543	391,461	838	20,094	186,348	-	207,280	-	54,672	184,181
Eastern Visayas Regional Medical Center	531,384	531,384	78,778	89,497	124,430	227,997	520,702	50,953	57,322	85,420	124,250	317,945	-	10,682	202,757
Tacloban City															
PS	222,116	222,116	41,859	54,172	49,807	76,278	222,116	41,490	46,315	49,807	66,626	204,239	-	c	17,878
MOOE	82,596	82,596	13,563	18,068	18,928	31,943	82,503	9,462	11,007	18,040	24,746	63,256	-	93	19,247
CO	226,672	226,672	23,356	17,256	55,694	119,776	216,082	-	-	17,573	32,877	50,450	-	10,590	165,632

Note: Differences between the totals and the sum of components are due to rounding-off.

NATIONAL GOVERNMENT OF THE REPUBLIC OF THE PHILIPPINES
Statement of Appropriations, Allotments, Obligations, Disbursements and Balances
By Department/Office/Agency/Province/City
For Fiscal Year 2014
(in thousand pesos)

Statement D

Particulars	Appropriations Total	Allotments Total	Obligations					Disbursements					Unreleased Appropriations	Unobligated Allotments	Unpaid Obligations
			1st Qtr	2nd Qtr	3rd Qtr	4th Qtr	Total	1st Qtr	2nd Qtr	3rd Qtr	4th Qtr	Total			
Schistosomiasis Hospital	25,033	25,033	4,662	5,916	5,398	7,043	23,018	4,085	5,532	5,446	6,671	21,734	-	2,015	1,284
Leyte															
PS	17,691	17,691	3,461	3,561	3,346	5,478	15,845	3,231	3,388	2,980	5,078	14,676	-	1,846	1,169
MOOE	7,341	7,341	1,201	2,355	2,052	1,565	7,173	855	2,144	2,466	1,593	7,058	-	169	115
CO	-	-	-	-	-	-	-	-	-	-	-	-	-	-	-
Region IX	722,443	722,443	105,799	138,163	144,514	221,407	609,884	94,249	124,538	130,937	158,006	507,729	-	112,559	102,154
PS	438,297	438,297	76,368	101,865	112,343	136,765	427,341	73,402	95,878	106,913	101,660	377,853	-	10,956	49,488
MOOE	204,875	204,875	29,432	36,298	32,109	75,185	173,024	20,846	28,660	24,024	56,329	129,859	-	31,851	43,164
CO	79,270	79,270	-	-	62	9,456	9,519	-	-	-	17	17	-	69,752	9,502
CHD for Zamboanga Peninsula	897	897	47	105	212	183	546	33	97	66	156	352	-	351	195
Zamboanga City															
PS	141	141	22	40	31	30	122	21	40	28	32	122	-	19	-
MOOE	486	486	25	65	119	126	335	12	56	38	107	214	-	151	122
CO	270	270	-	-	62	27	90	-	-	-	17	17	-	181	73
Basilan General Hospital	68,345	68,345	7,657	8,492	11,201	23,360	50,711	-	-	-	-	-	-	17,634	50,711
Basilan															
PS	32,051	32,051	5,474	6,090	6,691	10,835	29,090	-	-	-	-	-	-	2,961	29,090
MOOE	13,294	13,294	2,183	2,402	4,510	4,197	13,292	-	-	-	-	-	-	1	13,292
CO	23,000	23,000	-	-	-	8,328	8,328	-	-	-	-	-	-	14,672	8,328
Dr. Jose Rizal Memorial Hospital	113,544	113,544	16,011	19,725	22,771	36,712	95,219	15,961	18,915	18,483	11,592	64,952	-	18,325	30,267
Dapitan City															
PS	61,099	61,099	11,854	14,498	14,741	19,950	61,044	11,854	14,498	14,741	3,043	44,137	-	56	16,907
MOOE	39,445	39,445	4,157	5,227	8,029	16,763	34,175	4,107	4,417	3,741	8,550	20,815	-	5,270	13,361
CO	13,000	13,000	-	-	-	-	-	-	-	-	-	-	-	13,000	-
Lubuan Public Hospital	12,878	12,878	2,584	3,221	3,964	-	9,769	2,584	3,216	3,964	-	9,764	-	3,109	5
Zamboanga del Sur															
PS	8,835	8,835	2,024	2,212	2,671	-	6,908	2,024	2,212	2,671	-	6,908	-	1,927	c
MOOE	4,043	4,043	560	1,009	1,292	-	2,862	560	1,004	1,292	-	2,857	-	1,181	5
Margosatubig Regional Hospital	92,873	92,873	9,177	20,023	16,753	31,465	77,417	9,028	16,514	20,105	24,245	69,892	-	15,455	7,525
Zamboanga del Sur															
PS	54,026	54,026	5,770	13,328	13,385	20,297	52,780	5,770	13,328	13,385	16,807	49,290	-	1,246	3,490
MOOE	25,847	25,847	3,407	6,695	3,367	11,168	24,637	3,258	3,187	6,719	7,438	20,603	-	1,210	4,035
CO	13,000	13,000	-	-	-	-	-	-	-	-	-	-	-	13,000	-

Note: Differences between the totals and the sum of components are due to rounding-off.

NATIONAL GOVERNMENT OF THE REPUBLIC OF THE PHILIPPINES
Statement of Appropriations, Allotments, Obligations, Disbursements and Balances
By Department/Office/Agency/Province/City
For Fiscal Year 2014
(in thousand pesos)

Statement D

Particulars	Appropriations Total	Allotments Total	Obligations					Disbursements					Unreleased Appropriations	Unobligated Allotments	Unpaid Obligations
			1st Qtr	2nd Qtr	3rd Qtr	4th Qtr	Total	1st Qtr	2nd Qtr	3rd Qtr	4th Qtr	Total			
Mindanao Central Sanitarium	53,664	53,664	7,644	9,679	8,909	15,194	41,425	6,674	9,471	7,364	9,218	32,726	-	12,239	8,699
Zamboanga City															
PS	19,986	19,986	4,199	5,074	4,331	5,997	19,601	4,199	5,074	4,117	6,211	19,601	-	385	-
MOOE	24,678	24,678	3,445	4,604	4,578	8,096	20,723	2,475	4,396	3,246	3,007	13,125	-	3,955	7,598
CO	9,000	9,000	-	-	-	1,101	1,101	-	-	-	-	-	-	7,899	1,101
Sulu Sanitarium	28,149	28,149	3,463	3,829	4,628	-	11,921	3,399	3,990	4,531	-	11,920	-	16,228	1
Sulu															
PS	11,745	11,745	2,317	2,389	2,902	-	7,609	2,342	2,360	2,907	-	7,608	-	4,136	1
MOOE	8,404	8,404	1,146	1,440	1,726	-	4,312	1,057	1,631	1,624	-	4,312	-	4,092	-
CO	8,000	8,000	-	-	-	-	-	-	-	-	-	-	-	8,000	-
Zamboanga City Medical Center	352,093	352,093	59,216	73,089	76,077	114,492	322,875	56,569	72,334	76,424	112,795	318,123	-	29,218	4,752
Zamboanga City															
PS	250,414	250,414	44,708	58,234	67,589	79,657	250,188	47,193	58,365	69,063	75,567	250,188	-	226	-
MOOE	88,679	88,679	14,508	14,856	8,488	34,836	72,687	9,376	13,969	7,362	37,228	67,935	-	15,992	4,752
CO	13,000	13,000	-	-	-	-	-	-	-	-	-	-	-	13,000	-
Region X	2,052,567	2,052,567	195,484	499,261	407,271	645,693	1,747,709	110,258	157,979	346,717	409,691	1,024,644	-	304,858	723,065
PS	660,552	660,552	102,273	113,425	122,424	207,716	545,839	80,901	98,539	122,943	193,643	496,025	-	114,713	49,813
MOOE	767,086	767,086	92,689	159,213	162,738	309,674	724,313	28,835	57,311	165,516	138,543	390,205	-	42,773	334,109
CO	624,929	624,929	522	226,624	122,109	128,303	477,557	522	2,129	58,258	77,505	138,414	-	147,372	339,143
CHD for Northern Mindanao	1,256,677	1,256,677	77,355	340,131	249,945	333,376	1,000,807	-	7,647	185,900	203,309	396,857	-	255,870	603,950
Cagayan de Oro City															
PS	182,856	182,856	20,755	14,985	17,696	23,496	76,932	-	-	17,696	23,496	41,192	-	105,924	35,740
MOOE	571,492	571,492	56,600	100,653	116,606	254,992	528,850	-	7,647	116,412	99,684	223,743	-	42,642	305,107
CO	502,329	502,329	-	224,494	115,643	54,888	395,025	-	-	51,792	80,130	131,922	-	107,304	263,103
Amai Pakpak Medical Center	159,322	159,322	19,399	29,518	33,747	58,657	141,322	19,399	29,518	33,747	12,922	95,587	-	18,000	45,735
Marawi City															
PS	98,061	98,061	12,272	19,211	19,521	42,956	93,959	12,272	19,211	19,521	28,883	79,886	-	4,102	14,073
MOOE	33,261	33,261	6,605	8,178	7,760	10,586	33,130	6,605	8,178	7,760	(11,957)	10,586	-	131	22,544
CO	28,000	28,000	522	2,129	6,466	5,115	14,232	522	2,129	6,466	(4,003)	5,115	-	13,768	9,117
Mayor Hillarion A. Ramiro, Sr. Regional & Training Hospital	175,451	175,451	29,776	34,940	38,474	58,962	162,151	29,776	34,940	38,474	58,962	162,151	-	13,300	-
Ozamiz City															
PS	134,070	134,070	22,142	27,513	31,436	52,980	134,070	22,142	27,513	31,436	52,980	134,070	-	-	-
MOOE	28,081	28,081	7,634	7,427	7,038	5,982	28,081	7,634	7,427	7,038	5,982	28,081	-	-	-
CO	13,300	13,300	-	-	-	-	-	-	-	-	-	-	-	13,300	-

Note: Differences between the totals and the sum of components are due to rounding-off.

NATIONAL GOVERNMENT OF THE REPUBLIC OF THE PHILIPPINES
Statement of Appropriations, Allotments, Obligations, Disbursements and Balances

By Department/Office/Agency/Province/City
 For Fiscal Year 2014
 (in thousand pesos)

Particulars	Appropriations Total	Allotments Total	Obligations					Disbursements					Unreleased Appropriations	Unobligated Allotments	Unpaid Obligations	
			1st Qtr	2nd Qtr	3rd Qtr	4th Qtr	Total	1st Qtr	2nd Qtr	3rd Qtr	4th Qtr	Total				
Northern Mindanao																
Medical Center	461,117	461,117	68,954	94,672	85,105	194,698	443,429	61,083	85,874	88,595	134,497	370,049	-	17,688	73,380	
Cagayan de Oro City																
PS	245,565	245,565	47,104	51,717	53,771	88,285	240,877	46,487	51,815	54,290	88,285	240,877	-	4,688	-	
MOOE	134,252	134,252	21,850	42,955	31,334	38,113	134,252	14,596	34,058	34,305	44,834	127,794	-	-	6,458	
CO	81,300	81,300	-	-	-	68,300	68,300	-	-	-	1,378	1,378	-	13,000	66,922	
Region XI	2,343,280	2,343,280	232,603	391,218	808,896	672,803	2,105,519	215,337	294,406	364,199	597,287	1,471,229	-	237,760	634,290	
PS	878,246	878,246	166,517	168,983	186,294	308,141	829,935	164,237	165,905	189,348	301,826	821,316	-	48,311	8,619	
MOOE	708,165	708,165	66,086	134,403	248,170	147,478	596,137	51,100	79,657	104,883	171,199	406,839	-	112,028	189,298	
CO	756,868	756,868	-	87,832	374,432	217,184	679,447	-	48,844	69,968	124,262	243,075	-	77,421	436,372	
CHD for Davao Region	747,798	747,798	75,939	75,862	347,272	151,310	650,383	68,516	61,943	89,775	162,050	382,284	-	97,415	268,099	
Davao City																
PS	134,533	134,533	39,806	16,156	25,708	45,573	127,243	39,801	16,161	25,555	45,695	127,212	-	7,291	31	
MOOE	455,524	455,524	36,133	59,706	164,169	105,737	365,745	28,716	45,783	63,358	104,687	242,543	-	89,779	123,202	
CO	157,740	157,740	-	-	157,395	-	157,395	-	-	861	11,668	12,529	-	345	144,865	
Davao Regional Hospital	620,847	620,847	47,043	118,345	82,379	299,024	546,791	45,703	100,961	65,428	164,062	376,154	-	74,056	170,637	
Davao del Norte																
PS	236,868	236,868	39,959	47,343	47,234	87,004	221,540	39,959	43,990	48,436	80,566	212,952	-	15,328	8,589	
MOOE	81,451	81,451	7,084	13,154	33,870	9,743	63,851	5,744	8,127	10,234	10,379	34,485	-	17,599	29,366	
CO	302,528	302,528	-	57,847	1,275	202,277	261,399	-	48,844	6,758	73,116	128,717	-	41,129	132,682	
Southern Philippines																
Medical Center	974,635	974,635	109,621	197,012	379,245	222,468	908,346	101,117	131,502	208,996	271,176	712,791	-	66,289	195,555	
Davao City																
PS	506,845	506,845	86,752	105,484	113,352	175,564	481,152	84,477	105,755	115,356	175,564	481,152	-	25,693	-	
MOOE	171,190	171,190	22,869	61,543	50,131	31,998	166,541	16,640	25,747	31,291	56,133	129,811	-	4,649	36,730	
CO	296,600	296,600	-	29,985	215,762	14,906	260,653	-	-	62,349	39,479	101,828	-	35,947	158,825	
Region XII	902,622	902,622	91,394	214,526	210,072	270,572	786,564	87,040	174,750	181,156	246,253	689,199	-	116,058	97,366	
PS	298,141	298,141	60,054	72,351	54,104	98,003	284,511	58,798	73,210	53,142	99,219	284,369	-	13,630	142	
MOOE	545,944	545,944	31,341	112,207	141,556	160,344	445,448	28,241	71,573	115,868	136,465	352,147	-	100,496	93,301	
CO	58,537	58,537	-	29,968	14,411	12,226	56,605	-	29,968	12,146	10,569	52,682	-	1,932	3,923	
CHD for SOCCSKSARGEN	558,643	558,643	37,987	106,869	130,314	169,975	445,145	33,648	67,136	101,399	146,116	348,299	-	113,498	96,846	
Koronadal City																
PS	84,162	84,162	14,058	15,406	17,141	24,194	70,799	12,819	16,308	16,181	25,375	70,682	-	13,363	117	
MOOE	471,050	471,050	23,929	91,463	110,907	144,620	370,918	20,829	50,829	85,218	120,741	277,617	-	100,131	93,301	
CO	3,432	3,432	-	-	2,267	1,161	3,428	-	-	-	-	-	-	4	3,428	

Note: Differences between the totals and the sum of components are due to rounding-off.

NATIONAL GOVERNMENT OF THE REPUBLIC OF THE PHILIPPINES
Statement of Appropriations, Allotments, Obligations, Disbursements and Balances
 By Department/Office/Agency/Province/City
 For Fiscal Year 2014
 (in thousand pesos)

Statement D

Particulars	Appropriations Total	Allotments Total	Obligations					Disbursements					Unreleased Appropriations	Unobligated Allotments	Unpaid Obligations
			1st Qtr	2nd Qtr	3rd Qtr	4th Qtr	Total	1st Qtr	2nd Qtr	3rd Qtr	4th Qtr	Total			
Cotabato Regional and Medical Center	297,987	297,987	49,087	94,228	68,342	84,133	295,790	49,087	94,228	68,343	84,133	295,790	-	2,197	-
Cotabato City															
PS	195,316	195,316	42,989	52,602	33,008	66,693	195,293	42,989	52,602	33,008	66,693	195,293	-	23	-
MOOE	64,371	64,371	6,098	18,541	28,976	10,497	64,112	6,098	18,541	28,977	10,496	64,112	-	259	-
CO	38,300	38,300	-	23,084	6,358	6,943	36,385	-	23,084	6,358	6,943	36,385	-	1,915	-
Cotabato Sanitarium	45,992	45,992	4,320	13,429	11,416	16,464	45,629	4,305	13,386	11,414	16,003	45,109	-	363	520
Maguindanao															
PS	18,664	18,664	3,006	4,342	3,955	7,115	18,419	2,991	4,300	3,953	7,150	18,394	-	244	25
MOOE	10,523	10,523	1,314	2,203	1,673	5,228	10,418	1,314	2,203	1,673	5,228	10,418	-	105	-
CO	16,805	16,805	-	6,884	5,787	4,121	16,792	-	6,884	5,788	3,625	16,297	-	13	495
Region XIII	1,029,049	1,029,049	109,493	198,854	288,620	201,164	798,131	99,311	124,092	142,244	339,302	704,950	-	230,918	93,181
PS	297,117	297,117	58,924	61,169	74,342	85,463	279,897	58,553	61,217	74,662	71,011	265,442	-	17,219	14,455
MOOE	491,590	491,590	50,569	119,185	146,963	63,020	379,738	40,759	62,876	65,041	206,399	375,074	-	111,853	4,664
CO	240,342	240,342	-	18,500	67,315	52,681	138,496	-	-	2,541	61,893	64,433	-	101,847	74,062
CHD for CARAGA	633,860	633,860	53,142	133,389	212,222	42,235	440,989	43,359	69,042	68,353	227,456	408,210	-	192,872	32,778
Butuan City															
PS	95,405	95,405	15,498	16,810	16,188	31,116	79,612	15,163	16,811	16,521	20,996	69,492	-	15,793	10,120
MOOE	415,431	415,431	37,644	104,622	135,750	25,727	303,743	28,195	52,231	51,832	171,485	303,743	-	111,688	-
CO	123,023	123,023	-	11,957	60,285	(14,608)	57,634	-	-	-	34,975	34,975	-	65,390	22,658
Adela Serra Ty Memorial Medical Center	104,711	104,711	18,678	24,653	14,484	25,176	82,992	18,280	14,336	19,007	28,112	79,736	-	21,719	3,256
Surigao del Sur															
PS	56,466	56,466	10,936	12,366	13,316	19,848	56,465	10,899	12,412	13,303	19,604	56,219	-	c	246
MOOE	20,245	20,245	7,743	5,842	1,168	5,329	20,081	7,381	1,924	3,163	6,007	18,475	-	164	1,606
CO	28,000	28,000	-	6,445	-	-	6,445	-	-	2,541	2,501	5,041	-	21,555	1,404
Caraga Regional Hospital	290,478	290,478	37,672	40,812	61,914	133,753	274,151	37,672	40,714	54,884	83,734	217,003	-	16,328	57,147
Surigao City															
PS	145,245	145,245	32,490	31,993	44,838	34,499	143,820	32,490	31,993	44,838	30,410	139,731	-	1,425	4,089
MOOE	55,914	55,914	5,182	8,721	10,046	31,965	55,914	5,182	8,721	10,046	28,906	52,855	-	-	3,058
CO	89,319	89,319	-	98	7,030	67,289	74,417	-	-	-	24,417	24,417	-	14,902	50,000
Commission on Population	362,988	362,988	63,712	67,236	64,599	99,564	295,111	53,930	67,783	61,059	87,289	270,061	-	67,876	25,050
PS	156,934	156,934	30,926	34,313	29,532	44,800	139,571	28,840	33,765	28,705	41,142	132,452	-	17,363	7,119
MOOE	200,946	200,946	31,407	31,348	34,799	53,669	151,223	23,710	32,716	31,726	45,577	133,730	-	49,724	17,493
CO	5,107	5,107	1,380	1,575	268	1,095	4,318	1,380	1,302	628	569	3,879	-	789	439

Note: Differences between the totals and the sum of components are due to rounding-off.

NATIONAL GOVERNMENT OF THE REPUBLIC OF THE PHILIPPINES
Statement of Appropriations, Allotments, Obligations, Disbursements and Balances
 By Department/Office/Agency/Province/City
 For Fiscal Year 2014
 (in thousand pesos)

Statement D

Particulars	Appropriations Total	Allotments Total	Obligations					Disbursements					Unreleased Appropriations	Unobligated Allotments	Unpaid Obligations
			1st Qtr	2nd Qtr	3rd Qtr	4th Qtr	Total	1st Qtr	2nd Qtr	3rd Qtr	4th Qtr	Total			
NCR	151,364	151,364	21,701	20,231	23,493	37,431	102,856	14,199	22,119	22,056	35,811	94,185	-	48,508	8,671
PS	57,390	57,390	9,056	9,179	8,354	15,392	41,981	7,595	9,326	8,067	14,618	39,606	-	15,409	2,375
MOOE	91,998	91,998	12,159	10,478	15,140	21,127	58,904	6,118	12,220	13,989	20,715	53,042	-	33,093	5,862
CO	1,977	1,977	486	574	-	912	1,971	486	574	-	478	1,538	-	6	433
Central Office	140,893	140,893	19,307	17,774	20,883	37,431	95,394	11,916	19,700	19,565	35,811	86,992	-	45,499	8,402
Mandaluyong City															
PS	52,520	52,520	7,506	7,797	6,899	15,392	37,594	6,149	7,988	6,730	14,618	35,485	-	14,926	2,108
MOOE	86,657	86,657	11,365	9,607	13,984	21,127	56,084	5,331	11,342	12,835	20,715	50,224	-	30,573	5,860
CO	1,717	1,717	436	369	-	912	1,717	436	369	-	478	1,284	-	c	433
Regional Office - NCR	10,471	10,471	2,394	2,457	2,611	-	7,462	2,283	2,419	2,491	-	7,193	-	3,009	269
Mandaluyong City															
PS	4,870	4,870	1,550	1,383	1,455	-	4,387	1,446	1,337	1,337	-	4,120	-	483	267
MOOE	5,341	5,341	794	871	1,156	-	2,820	787	878	1,154	-	2,818	-	2,521	2
CO	260	260	50	204	-	-	254	50	204	-	-	254	-	6	-
Regional Office - CAR	12,391	12,391	2,603	2,618	2,004	4,711	11,936	2,603	2,618	2,004	4,711	11,936	-	455	-
Baguio City															
PS	8,177	8,177	1,729	1,707	1,543	3,198	8,177	1,729	1,707	1,543	3,198	8,177	-	-	-
MOOE	3,951	3,951	746	778	460	1,513	3,497	746	778	460	1,513	3,497	-	454	-
CO	262	262	128	133	-	-	261	128	133	-	-	261	-	1	-
Regional Office I	12,176	12,176	2,877	2,996	2,839	2,730	11,443	2,877	2,996	2,839	2,730	11,443	-	733	-
La Union															
PS	6,849	6,849	1,594	1,675	1,837	1,743	6,849	1,594	1,675	1,837	1,743	6,849	-	-	-
MOOE	5,067	5,067	1,238	1,245	1,019	988	4,490	1,238	1,245	1,019	988	4,490	-	577	-
CO	260	260	45	76	(17)	-	104	45	76	(17)	-	104	-	156	-
Regional Office II	10,999	10,999	2,485	2,993	2,491	3,003	10,971	2,485	2,993	2,491	2,914	10,883	-	28	88
Tuguegarao City															
PS	7,461	7,461	1,715	2,030	1,743	1,946	7,433	1,715	2,030	1,743	1,871	7,358	-	28	75
MOOE	3,438	3,438	682	954	744	1,056	3,438	682	954	744	1,044	3,425	-	c	13
CO	100	100	88	9	3	-	100	88	9	3	-	100	-	c	-
Regional Office III	10,943	10,943	2,458	2,091	2,057	3,740	10,346	2,008	2,454	2,084	3,376	9,921	-	598	424
Pampanga															
PS	6,453	6,453	1,385	1,504	1,266	2,292	6,447	1,385	1,504	1,266	2,292	6,447	-	6	-
MOOE	4,390	4,390	979	587	786	1,453	3,804	529	950	813	1,089	3,380	-	586	424
CO	100	100	94	-	5	(5)	94	94	-	5	(5)	94	-	6	-

Note: Differences between the totals and the sum of components are due to rounding-off.

NATIONAL GOVERNMENT OF THE REPUBLIC OF THE PHILIPPINES
Statement of Appropriations, Allotments, Obligations, Disbursements and Balances
 By Department/Office/Agency/Province/City
 For Fiscal Year 2014
 (in thousand pesos)

Statement D

Particulars	Appropriations Total	Allotments Total	Obligations					Disbursements					Unreleased Appropriations	Unobligated Allotments	Unpaid Obligations
			1st Qtr	2nd Qtr	3rd Qtr	4th Qtr	Total	1st Qtr	2nd Qtr	3rd Qtr	4th Qtr	Total			
Regional Office IV	18,508	18,508	4,420	4,241	3,385	4,252	16,298	4,048	4,460	3,326	4,272	16,106	-	2,210	192
Mandaluyong City															
PS	6,651	6,651	1,841	2,348	1,151	1,312	6,651	1,772	2,472	1,096	1,312	6,651	-	-	-
MOOE	11,756	11,756	2,547	1,883	2,210	2,920	9,560	2,244	1,978	2,205	2,941	9,368	-	2,197	192
CO	100	100	33	10	25	20	87	33	10	25	20	87	-	13	-
Regional Office V	16,909	16,909	1,872	2,186	2,372	8,198	14,628	1,483	2,350	2,526	5,936	12,295	-	2,281	2,333
Legazpi City															
PS	6,974	6,974	1,194	1,673	1,497	2,265	6,629	1,194	1,670	1,500	2,265	6,629	-	345	-
MOOE	9,675	9,675	678	284	875	5,933	7,769	289	488	988	3,671	5,436	-	1,906	2,333
CO	260	260	-	230	-	-	230	-	192	38	-	230	-	30	-
Regional Office VI	17,186	17,186	2,603	3,252	2,876	4,025	12,757	2,333	3,235	3,101	-	8,669	-	4,429	4,088
Iloilo															
PS	7,276	7,276	1,538	1,799	1,466	2,472	7,276	1,538	1,799	1,466	-	4,803	-	<i>c</i>	2,472
MOOE	9,650	9,650	1,065	1,422	1,211	1,553	5,252	795	1,405	1,436	-	3,636	-	4,398	1,616
CO	260	260	-	31	198	-	229	-	31	198	-	229	-	31	-
Regional Office VII	14,877	14,877	3,187	3,014	2,630	4,734	13,565	3,173	2,867	2,791	4,734	13,565	-	1,311	-
Cebu City															
PS	6,577	6,577	1,630	1,724	1,083	2,118	6,556	1,630	1,724	1,083	2,118	6,556	-	21	-
MOOE	8,038	8,038	1,328	1,280	1,547	2,594	6,749	1,314	1,143	1,698	2,594	6,749	-	1,289	-
CO	262	262	229	9	-	22	260	229	-	9	22	260	-	2	-
Regional Office VIII	16,634	16,634	2,558	3,990	4,126	4,780	15,454	2,088	3,181	2,819	3,070	11,159	-	1,180	4,296
Leyte															
PS	6,743	6,743	1,368	2,069	1,624	1,682	6,743	1,273	1,625	1,477	1,447	5,822	-	<i>c</i>	921
MOOE	9,256	9,256	1,190	1,761	2,502	3,006	8,459	815	1,392	1,255	1,622	5,084	-	797	3,375
CO	636	636	-	160	-	92	252	-	165	88	-	252	-	383	<i>c</i>
Regional Office IX	15,196	15,196	2,048	2,936	2,873	6,089	13,946	2,047	2,936	2,694	6,138	13,815	-	1,250	131
Zamboanga City															
PS	7,422	7,422	1,278	1,753	1,552	2,831	7,414	1,278	1,753	1,552	2,735	7,317	-	8	97
MOOE	7,673	7,673	762	1,123	1,314	3,234	6,433	761	1,123	1,135	3,379	6,398	-	1,240	34
CO	100	100	8	60	7	24	99	8	60	7	24	99	-	1	<i>c</i>
Regional Office X	17,798	17,798	5,186	4,753	3,428	-	13,367	5,121	4,445	3,201	-	12,766	-	4,431	601
Cagayan De Oro City															
PS	7,487	7,487	2,301	2,047	1,592	-	5,940	2,063	1,868	1,413	-	5,345	-	1,547	596
MOOE	10,051	10,051	2,885	2,652	1,790	-	7,327	3,058	2,525	1,744	-	7,327	-	2,724	-
CO	260	260	-	55	46	-	100	-	52	43	-	95	-	160	5

Note: Differences between the totals and the sum of components are due to rounding-off.

NATIONAL GOVERNMENT OF THE REPUBLIC OF THE PHILIPPINES
Statement of Appropriations, Allotments, Obligations, Disbursements and Balances
 By Department/Office/Agency/Province/City
 For Fiscal Year 2014
 (in thousand pesos)

Statement D

Particulars	Appropriations Total	Allotments Total	Obligations					Disbursements					Unreleased Appropriations	Unobligated Allotments	Unpaid Obligations
			1st Qtr	2nd Qtr	3rd Qtr	4th Qtr	Total	1st Qtr	2nd Qtr	3rd Qtr	4th Qtr	Total			
Regional Office XI	13,308	13,308	1,769	2,609	4,152	4,495	13,024	1,539	2,363	2,810	4,468	11,180	-	284	1,844
Davao City															
PS	6,533	6,533	1,437	1,481	1,496	2,119	6,533	1,214	1,289	1,333	2,114	5,950	-	-	583
MOOE	6,775	6,775	332	1,128	2,656	2,376	6,491	325	1,074	1,477	2,354	5,230	-	284	1,262
Regional Office XII	19,647	19,647	4,083	6,036	3,153	6,360	19,633	4,064	5,541	3,554	4,174	17,333	-	15	2,300
Cotabato City															
PS	6,966	6,966	1,320	1,561	1,671	2,415	6,966	1,320	1,561	1,671	2,415	6,966	-	-	-
MOOE	12,421	12,421	2,764	4,247	1,483	3,914	12,407	2,744	3,981	1,655	1,728	10,107	-	14	2,300
CO	260	260	-	228	-	31	259	-	-	228	31	259	-	1	c
Regional Office XIII	15,053	15,053	3,861	3,290	2,719	5,017	14,888	3,861	3,224	2,765	4,956	14,806	-	165	81
Butuan City															
PS	7,976	7,976	1,539	1,764	1,657	3,016	7,976	1,539	1,764	1,657	3,016	7,976	-	-	-
MOOE	6,807	6,807	2,052	1,527	1,062	2,001	6,642	2,052	1,461	1,108	1,940	6,561	-	165	81
CO	270	270	270	-	-	-	270	270	-	-	-	270	-	-	-
National Nutrition Council	343,556	343,556	35,159	98,360	75,385	123,475	332,380	24,746	30,991	27,149	207,114	289,999	-	11,177	42,381
NCR - Manila															
PS	54,021	54,021	12,119	14,276	11,848	15,777	54,021	10,753	12,597	10,355	15,059	48,764	-	-	5,257
MOOE	284,816	284,816	23,040	83,994	60,995	105,853	273,883	13,993	18,394	16,714	189,611	238,711	-	10,933	35,171
CO	4,720	4,720	-	89	2,543	1,844	4,476	-	-	80	2,443	2,523	-	244	1,953
DEPARTMENT OF THE INTERIOR AND LOCAL GOVERNMENT															
TOTAL	159,884,628	159,072,794	30,939,303	38,752,583	31,517,882	41,827,103	143,036,870	29,090,891	35,568,735	34,047,625	38,280,048	136,987,299	811,834	16,035,924	6,049,571
PS	119,270,609	118,962,475	28,115,800	30,546,560	26,703,762	33,421,895	118,788,017	26,906,121	27,828,697	29,437,075	30,452,455	114,624,348	308,134	174,458	4,163,669
MOOE	24,154,757	23,651,057	2,606,593	6,516,714	4,390,461	5,926,949	19,440,716	2,180,875	5,953,551	4,217,324	5,567,240	17,918,990	503,700	4,210,341	1,521,727
CO	16,459,262	16,459,262	216,910	1,689,310	423,658	2,478,259	4,808,137	3,895	1,786,487	393,227	2,260,352	4,443,961	-	11,651,125	364,175
Office of the Secretary	17,520,062	17,016,362	723,527	5,631,933	2,183,627	3,236,653	11,775,739	679,603	5,370,845	1,912,549	2,753,593	10,716,590	503,700	5,240,622	1,059,150
PS	2,433,768	2,433,768	587,255	570,787	509,940	687,587	2,355,569	566,879	575,599	493,570	668,455	2,304,504	-	78,199	51,065
MOOE	10,581,993	10,078,293	134,945	3,488,542	1,309,425	2,316,817	7,249,730	111,598	3,230,409	1,053,250	1,879,970	6,275,227	503,700	2,828,562	974,503
CO	4,504,301	4,504,301	1,326	1,572,604	364,262	232,249	2,170,440	1,126	1,564,837	365,728	205,167	2,136,859	-	2,333,861	33,581
NCR	3,840,686	3,336,986	152,066	1,164,459	504,985	303,188	2,124,697	130,565	912,286	486,853	311,338	1,841,042	503,700	1,212,289	283,656
PS	426,272	426,272	107,925	107,613	84,436	108,697	408,670	105,360	107,362	64,668	124,944	402,334	-	17,602	6,336
MOOE	2,197,471	1,693,771	44,141	554,566	70,549	189,220	858,476	25,205	310,477	64,352	183,711	583,744	503,700	835,295	274,732
CO	1,216,943	1,216,943	-	502,280	350,000	5,271	857,552	-	494,447	357,833	2,683	854,964	-	359,391	2,588

Note: Differences between the totals and the sum of components are due to rounding-off.

NATIONAL GOVERNMENT OF THE REPUBLIC OF THE PHILIPPINES
Statement of Appropriations, Allotments, Obligations, Disbursements and Balances
 By Department/Office/Agency/Province/City
 For Fiscal Year 2014
 (in thousand pesos)

Statement D

Particulars	Appropriations Total	Allotments Total	Obligations					Disbursements					Unreleased Appropriations	Unobligated Allotments	Unpaid Obligations
			1st Qtr	2nd Qtr	3rd Qtr	4th Qtr	Total	1st Qtr	2nd Qtr	3rd Qtr	4th Qtr	Total			
Central Office	3,676,201	3,172,501	117,929	1,128,315	479,827	253,287	1,979,358	98,711	879,155	463,046	258,907	1,699,819	503,700	1,193,143	279,539
Quezon City															
PS	315,912	315,912	83,885	82,658	64,897	78,076	309,516	80,402	83,982	49,805	92,940	307,129	-	6,395	2,387
MOOE	2,144,706	1,641,006	34,044	543,376	64,930	169,939	812,290	18,309	300,725	55,408	163,284	537,726	503,700	828,716	274,564
CO	1,215,583	1,215,583	-	502,280	350,000	5,271	857,552	-	494,447	357,833	2,683	854,964	-	358,031	2,588
Regional Office - NCR	164,486	164,486	34,136	36,144	25,158	49,901	145,339	31,853	33,132	23,807	52,431	141,223	-	19,146	4,116
Quezon City															
PS	110,360	110,360	24,039	24,955	19,539	30,620	99,153	24,958	23,380	14,863	32,004	95,205	-	11,207	3,949
MOOE	52,766	52,766	10,097	11,190	5,619	19,281	46,186	6,895	9,752	8,944	20,427	46,018	-	6,579	168
CO	1,360	1,360	-	-	-	-	-	-	-	-	-	-	-	1,360	-
Regional Office I	412,932	412,932	42,549	44,261	73,074	183,030	342,914	40,442	40,339	63,788	146,957	291,525	-	70,019	51,389
San Fernando City															
PS	158,408	158,408	38,567	36,855	30,211	37,594	143,228	36,461	32,933	30,442	34,823	134,659	-	15,180	8,569
MOOE	251,524	251,524	3,981	7,405	42,864	142,446	196,696	3,981	7,405	33,346	110,011	154,743	-	54,828	41,952
CO	3,000	3,000	-	-	-	2,990	2,990	-	-	-	2,122	2,122	-	10	868
Regional Office - CAR	375,141	375,141	31,615	111,448	102,752	95,762	341,577	31,525	99,965	102,987	85,866	320,343	-	33,564	21,234
Baguio City															
PS	118,182	118,182	28,705	22,303	27,299	34,785	113,092	28,705	22,115	27,289	27,765	105,874	-	5,089	7,219
MOOE	249,959	249,959	2,910	89,145	69,526	60,903	222,485	2,820	77,850	74,809	56,051	211,531	-	27,475	10,954
CO	7,000	7,000	-	-	5,927	73	6,000	-	-	889	2,049	2,938	-	1,000	3,062
Regional Office II	266,062	266,062	36,399	35,556	77,503	65,448	214,905	38,533	35,013	78,308	45,935	197,790	-	51,157	17,115
Tuguegarao City															
PS	128,242	128,242	31,671	29,688	27,151	38,444	126,954	33,965	29,688	27,151	31,504	122,307	-	1,288	4,647
MOOE	135,820	135,820	4,727	5,460	50,141	26,955	87,283	4,568	4,917	51,158	14,383	75,025	-	48,538	12,257
CO	2,000	2,000	-	409	211	48	668	-	409	-	48	457	-	1,332	211
Regional Office III	313,064	313,064	42,523	45,366	66,307	141,201	295,398	38,849	47,600	66,227	98,938	251,615	-	17,666	43,783
San Fernando City															
PS	146,884	146,884	36,058	32,385	32,546	44,714	145,703	32,541	35,856	32,233	44,003	144,632	-	1,181	1,070
MOOE	161,602	161,602	6,465	12,981	33,395	96,391	149,233	6,308	11,744	33,628	54,892	106,572	-	12,369	42,660
CO	4,579	4,579	-	-	366	97	463	-	-	366	44	410	-	4,116	53
Regional Office IV-A	399,397	399,397	44,910	55,386	90,885	120,475	311,657	44,910	55,386	90,885	111,135	302,316	-	87,740	9,340
Taguig City															
PS	175,556	175,556	37,600	38,780	35,503	51,768	163,651	37,600	38,780	35,503	45,362	157,246	-	11,905	6,406
MOOE	222,841	222,841	7,310	16,606	55,382	68,707	148,005	7,310	16,606	55,382	65,773	145,071	-	74,835	2,935
CO	1,000	1,000	-	-	-	-	-	-	-	-	-	-	-	1,000	-

Note: Differences between the totals and the sum of components are due to rounding-off.

NATIONAL GOVERNMENT OF THE REPUBLIC OF THE PHILIPPINES
Statement of Appropriations, Allotments, Obligations, Disbursements and Balances
 By Department/Office/Agency/Province/City
 For Fiscal Year 2014
 (in thousand pesos)

Statement D

Particulars	Appropriations Total	Allotments Total	Obligations					Disbursements					Unreleased Appropriations	Unobligated Allotments	Unpaid Obligations
			1st Qtr	2nd Qtr	3rd Qtr	4th Qtr	Total	1st Qtr	2nd Qtr	3rd Qtr	4th Qtr	Total			
Regional Office IV-B	383,463	383,463	34,626	109,807	65,222	104,953	314,608	34,626	109,807	65,222	100,112	309,768	-	68,854	4,840
Quezon City															
PS	105,231	105,231	28,151	24,474	21,740	29,939	104,305	28,151	24,474	21,740	27,821	102,186	-	926	2,119
MOOE	228,157	228,157	6,025	65,883	42,582	75,013	189,503	6,025	65,883	42,582	72,292	186,782	-	38,653	2,722
CO	50,075	50,075	450	19,450	900	-	20,800	450	19,450	900	-	20,800	-	29,275	-
Regional Office V	665,651	665,651	42,632	54,041	85,775	184,978	367,427	42,632	54,041	85,775	184,978	367,427	-	298,224	-
Legazpi City															
PS	159,024	159,024	34,939	38,949	40,935	42,466	157,288	34,939	38,949	40,935	42,466	157,288	-	1,736	-
MOOE	498,352	498,352	7,379	15,092	44,211	140,657	207,339	7,379	15,092	44,211	140,657	207,339	-	291,013	-
CO	8,275	8,275	315	-	630	1,855	2,800	315	-	630	1,855	2,800	-	5,475	-
Regional Office VI	1,419,841	1,419,841	53,554	229,918	59,096	444,393	786,962	47,327	233,475	55,626	357,154	693,583	-	632,879	93,379
Iloilo City															
PS	186,130	186,130	50,140	48,208	36,125	49,333	183,806	43,945	51,710	33,693	45,206	174,554	-	2,324	9,253
MOOE	585,699	585,699	3,052	11,591	19,873	366,744	401,259	3,020	11,647	18,835	295,469	328,970	-	184,440	72,289
CO	648,012	648,012	362	170,119	3,098	28,316	201,896	362	170,119	3,098	16,479	190,059	-	446,116	11,837
Regional Office VII	3,382,051	3,382,051	42,100	2,519,509	86,631	497,751	3,145,991	41,229	2,519,510	86,509	294,563	2,941,810	-	236,061	204,181
Cebu City															
PS	158,058	158,058	35,239	35,780	30,487	53,332	154,838	35,239	35,780	30,487	52,774	154,280	-	3,221	558
MOOE	3,007,462	3,007,462	6,861	2,416,498	54,094	430,911	2,908,363	5,989	2,416,498	55,222	240,937	2,718,647	-	99,098	189,717
CO	216,531	216,531	-	67,231	2,050	13,508	82,790	-	67,231	800	852	68,883	-	133,742	13,906
Regional Office VIII	2,846,473	2,846,473	54,852	871,332	61,392	294,207	1,281,782	48,469	872,289	66,817	290,670	1,278,245	-	1,564,690	3,537
Tacloban City															
PS	170,269	170,269	46,794	39,195	33,727	44,968	164,684	40,483	40,152	39,081	44,859	164,575	-	5,585	108
MOOE	342,817	342,817	8,057	19,228	27,145	71,549	125,980	7,986	19,228	27,217	68,121	122,552	-	216,837	3,429
CO	2,333,386	2,333,386	-	812,909	519	177,690	991,118	-	812,909	519	177,690	991,118	-	1,342,268	-
Regional Office IX	629,846	629,846	30,627	31,594	201,579	154,762	418,562	30,627	31,594	201,579	154,583	418,384	-	211,284	179
Pagadian City															
PS	95,809	95,809	23,053	23,226	24,487	24,429	95,196	23,053	23,226	24,487	24,293	95,060	-	613	136
MOOE	533,037	533,037	7,574	8,367	177,092	130,332	323,366	7,574	8,367	177,092	130,290	323,324	-	209,670	43
CO	1,000	1,000	-	-	-	-	-	-	-	-	-	-	-	1,000	-
Regional Office X	506,736	506,736	34,019	79,634	53,805	236,252	403,709	33,813	79,770	53,580	133,467	300,630	-	103,027	103,080
Cagayan De Oro City															
PS	128,283	128,283	28,443	29,967	28,094	39,872	126,377	28,284	30,104	27,953	39,941	126,283	-	1,906	94
MOOE	371,953	371,953	5,575	49,664	25,152	196,029	276,420	5,529	49,662	25,068	93,176	173,435	-	95,533	102,985
CO	6,500	6,500	-	3	559	351	912	-	3	559	351	912	-	5,588	-

Note: Differences between the totals and the sum of components are due to rounding-off.

NATIONAL GOVERNMENT OF THE REPUBLIC OF THE PHILIPPINES
Statement of Appropriations, Allotments, Obligations, Disbursements and Balances
 By Department/Office/Agency/Province/City
 For Fiscal Year 2014
 (in thousand pesos)

Statement D

Particulars	Appropriations Total	Allotments Total	Obligations					Disbursements					Unreleased Appropriations	Unobligated Allotments	Unpaid Obligations
			1st Qtr	2nd Qtr	3rd Qtr	4th Qtr	Total	1st Qtr	2nd Qtr	3rd Qtr	4th Qtr	Total			
Regional Office XI	643,828	643,828	21,810	30,454	106,937	82,193	241,395	20,214	31,206	90,495	60,291	202,207	-	402,434	39,188
Davao City															
PS	89,759	89,759	16,450	20,510	19,065	27,008	83,033	16,450	20,510	19,065	22,859	78,884	-	6,726	4,149
MOOE	550,069	550,069	5,161	9,742	87,872	54,129	156,903	3,764	10,427	71,297	37,432	122,920	-	393,166	33,983
CO	4,000	4,000	200	202	-	1,056	1,458	-	269	134	-	402	-	2,542	1,056
Regional Office XII	683,736	683,736	33,677	29,721	321,592	183,095	568,086	30,273	29,119	91,806	234,389	385,587	-	115,650	182,499
Koronadal City															
PS	92,251	92,251	23,258	20,292	19,640	29,060	92,251	21,441	21,399	20,350	29,060	92,251	-	-	-
MOOE	590,485	590,485	10,418	9,429	301,952	153,042	474,842	8,832	7,720	71,456	204,336	292,343	-	115,643	182,499
CO	1,000	1,000	-	-	-	993	993	-	-	-	993	993	-	7	-
Regional Office XIII	751,154	751,154	25,569	219,445	226,090	144,965	616,069	25,569	219,445	226,090	143,216	614,320	-	135,085	1,749
Butuan City															
PS	95,409	95,409	20,261	22,561	18,494	31,177	92,493	20,261	22,561	18,494	30,775	92,091	-	2,916	402
MOOE	654,745	654,745	5,308	196,883	207,597	113,789	523,577	5,308	196,883	207,597	112,441	522,229	-	131,169	1,347
CO	1,000	1,000	-	-	-	-	-	-	-	-	-	-	-	1,000	-
Bureau of Fire Protection	15,689,371	15,689,371	2,395,853	2,620,342	2,445,950	3,732,029	11,194,174	2,229,663	2,629,350	2,476,284	3,430,854	10,766,152	-	4,495,197	428,023
PS	10,158,850	10,158,850	2,294,729	2,345,026	2,269,643	3,246,365	10,155,763	2,165,054	2,432,232	2,257,208	3,125,092	9,979,585	-	3,087	176,178
MOOE	1,588,446	1,588,446	92,942	211,285	176,307	485,644	966,179	64,610	164,707	200,960	284,057	714,334	-	622,267	251,845
CO	3,942,076	3,942,076	8,182	64,031	-	20	72,232	-	32,411	18,116	21,705	72,232	-	3,869,843	-
NCR	14,582,382	14,582,382	2,318,039	2,431,866	2,309,405	3,199,728	10,259,038	2,184,519	2,464,637	2,337,823	3,074,619	10,061,598	-	4,323,344	197,441
PS	10,014,380	10,014,380	2,294,225	2,337,280	2,252,094	3,128,054	10,011,652	2,164,858	2,424,622	2,241,570	3,006,553	9,837,602	-	2,728	174,050
MOOE	698,286	698,286	23,814	94,586	57,311	71,675	247,386	19,661	40,015	96,253	68,066	223,995	-	450,900	23,391
CO	3,869,716	3,869,716	-	-	-	-	-	-	-	-	-	-	-	3,869,716	-
National Headquarters	14,361,431	14,361,431	2,305,928	2,407,880	2,284,580	3,128,120	10,126,508	2,172,998	2,443,315	2,317,513	3,012,180	9,946,005	-	4,234,924	180,503
Quezon City															
PS	9,984,107	9,984,107	2,294,001	2,335,224	2,249,419	3,102,805	9,981,450	2,164,858	2,422,384	2,238,853	2,983,918	9,810,013	-	2,657	171,437
MOOE	507,609	507,609	11,927	72,656	35,161	25,314	145,058	8,140	20,931	78,659	28,262	135,992	-	362,550	9,066
CO	3,869,716	3,869,716	-	-	-	-	-	-	-	-	-	-	-	3,869,716	-
Regional Headquarters - NCR	220,951	220,951	12,111	23,986	24,825	71,609	132,531	11,521	21,322	20,311	62,439	115,593	-	88,420	16,938
Quezon City															
PS	30,273	30,273	224	2,055	2,675	25,248	30,203	-	2,237	2,717	22,635	27,590	-	70	2,613
MOOE	190,678	190,678	11,887	21,931	22,150	46,360	102,328	11,521	19,085	17,594	39,804	88,003	-	88,350	14,325

Note: Differences between the totals and the sum of components are due to rounding-off.

NATIONAL GOVERNMENT OF THE REPUBLIC OF THE PHILIPPINES
Statement of Appropriations, Allotments, Obligations, Disbursements and Balances
 By Department/Office/Agency/Province/City
 For Fiscal Year 2014
 (in thousand pesos)

Statement D

Particulars	Appropriations Total	Allotments Total	Obligations					Disbursements					Unreleased Appropriations	Unobligated Allotments	Unpaid Obligations
			1st Qtr	2nd Qtr	3rd Qtr	4th Qtr	Total	1st Qtr	2nd Qtr	3rd Qtr	4th Qtr	Total			
Regional Headquarters I	71,863	71,863	2,456	8,295	12,256	35,642	58,649	2,337	8,166	9,499	25,447	45,450	-	13,214	13,199
San Fernando City															
PS	7,566	7,566	-	262	1,846	5,458	7,566	-	262	1,846	5,444	7,552	-	-	14
MOOE	64,297	64,297	2,456	8,033	10,410	30,183	51,083	2,337	7,904	7,653	20,003	37,898	-	13,214	13,185
Regional Headquarters-CAR	29,410	29,410	1,869	2,871	4,875	18,193	27,808	1,869	2,871	4,875	9,820	19,436	-	1,602	8,373
Baguio City															
PS	5,211	5,211	-	45	1,331	3,835	5,211	-	45	1,331	3,835	5,211	-	<i>c</i>	-
MOOE	24,199	24,199	1,869	2,826	3,544	14,357	22,597	1,869	2,826	3,544	5,985	14,224	-	1,602	8,373
Regional Headquarters II	57,881	57,881	2,131	5,988	6,238	40,513	54,870	2,129	5,988	6,209	22,407	36,733	-	3,011	18,136
Tuguegarao City															
PS	5,972	5,972	126	365	504	4,977	5,972	126	365	504	4,977	5,972	-	<i>c</i>	-
MOOE	51,909	51,909	2,005	5,623	5,734	35,536	48,897	2,003	5,623	5,705	17,430	30,761	-	3,011	18,136
Regional Headquarters III	110,168	110,168	6,473	15,831	11,335	53,400	87,040	6,473	15,831	11,200	30,099	63,603	-	23,128	23,436
San Fernando City															
PS	12,433	12,433	-	536	2,439	9,381	12,355	-	536	2,439	9,381	12,355	-	78	-
MOOE	97,735	97,735	6,473	15,295	8,897	44,019	74,684	6,473	15,295	8,761	20,719	51,248	-	23,051	23,436
Regional Headquarters IV-A	119,185	119,185	4,043	16,437	6,979	59,594	87,053	1,172	16,425	8,710	35,044	61,351	-	32,131	25,702
Calamba City															
PS	16,501	16,501	-	1,251	3,104	12,136	16,491	-	1,241	2,875	12,364	16,481	-	10	10
MOOE	102,684	102,684	4,043	15,186	3,875	47,458	70,562	1,172	15,184	5,835	22,679	44,870	-	32,121	25,692
Regional Headquarters IV-B	31,059	31,059	1,592	4,674	6,682	11,729	24,677	1,148	3,931	3,669	12,962	21,710	-	6,383	2,967
Calamba City															
PS	3,949	3,949	98	339	294	3,218	3,949	-	437	294	2,867	3,598	-	-	350
MOOE	27,111	27,111	1,494	4,335	6,388	8,511	20,728	1,148	3,494	3,375	10,095	18,112	-	6,383	2,616
Regional Headquarters V	63,933	63,933	4,891	8,263	8,544	29,373	51,071	4,265	6,782	9,876	21,290	42,213	-	12,863	8,857
Legazpi City															
PS	10,274	10,274	28	950	750	8,518	10,246	28	530	434	9,254	10,246	-	28	-
MOOE	53,659	53,659	4,863	7,313	7,794	20,855	40,825	4,237	6,252	9,442	12,036	31,967	-	12,835	8,857
Regional Headquarters VI	82,432	82,432	1,228	7,523	8,317	49,757	66,824	436	6,463	5,622	22,591	35,111	-	15,608	31,713
Iloilo City															
PS	15,636	15,636	56	594	383	14,491	15,524	-	636	383	14,505	15,524	-	112	-
MOOE	66,796	66,796	1,172	6,929	7,934	35,266	51,300	436	5,827	5,239	8,086	19,587	-	15,496	31,713

Note: Differences between the totals and the sum of components are due to rounding-off.

NATIONAL GOVERNMENT OF THE REPUBLIC OF THE PHILIPPINES
Statement of Appropriations, Allotments, Obligations, Disbursements and Balances
 By Department/Office/Agency/Province/City
 For Fiscal Year 2014
 (in thousand pesos)

Statement D

Particulars	Appropriations Total	Allotments Total	Obligations					Disbursements					Unreleased Appropriations	Unobligated Allotments	Unpaid Obligations
			1st Qtr	2nd Qtr	3rd Qtr	4th Qtr	Total	1st Qtr	2nd Qtr	3rd Qtr	4th Qtr	Total			
Regional Headquarters VII	83,406	83,406	2,662	3,763	17,297	29,734	53,455	2,448	2,856	7,949	22,338	35,591	-	29,951	17,864
Cebu City															
PS	10,480	10,480	-	411	1,018	9,041	10,470	-	411	1,004	8,999	10,414	-	10	56
MOOE	72,925	72,925	2,662	3,352	16,279	20,692	42,985	2,448	2,445	6,945	13,339	25,177	-	29,941	17,808
Regional Headquarters VIII	192,622	192,622	30,864	76,802	8,842	67,377	183,884	4,846	58,341	30,583	42,697	136,468	-	8,738	47,416
Tacloban City															
PS	7,950	7,950	-	517	798	6,635	7,950	-	517	798	6,635	7,950	-	-	-
MOOE	112,312	112,312	22,682	12,254	8,044	60,722	103,701	4,846	25,414	11,668	14,357	56,285	-	8,611	47,416
CO	72,360	72,360	8,182	64,031	-	20	72,232	-	32,411	18,116	21,705	72,232	-	128	-
Regional Headquarters IX	45,003	45,003	3,765	3,656	5,683	25,768	38,873	3,083	2,534	4,943	22,256	32,816	-	6,131	6,056
Zamboanga City															
PS	5,532	5,532	-	156	630	4,736	5,522	-	156	630	3,039	3,825	-	10	1,697
MOOE	39,471	39,471	3,765	3,500	5,053	21,032	33,350	3,083	2,378	4,313	19,218	28,991	-	6,121	4,359
Regional Headquarters X	53,039	53,039	5,155	3,791	7,805	23,742	40,492	4,903	3,889	5,537	16,294	30,623	-	12,547	9,869
Cagayan De Oro City															
PS	8,641	8,641	196	283	1,730	6,404	8,613	42	437	378	7,756	8,613	-	28	-
MOOE	44,398	44,398	4,959	3,508	6,074	17,338	31,879	4,861	3,452	5,159	8,538	22,010	-	12,519	9,869
Regional Headquarters XI	46,080	46,080	3,985	7,046	11,273	23,771	46,074	3,802	6,816	11,465	19,234	41,317	-	6	4,757
Davao City															
PS	5,457	5,457	-	491	881	4,081	5,452	-	491	881	4,081	5,452	-	5	-
MOOE	40,623	40,623	3,985	6,555	10,392	19,690	40,622	3,802	6,326	10,584	15,153	35,865	-	1	4,757
Regional Headquarters XII	42,020	42,020	843	11,457	3,448	19,861	35,609	843	11,457	3,448	18,110	33,858	-	6,412	1,751
General Santos City															
PS	6,799	6,799	-	323	1,068	5,405	6,796	-	323	1,068	5,405	6,796	-	4	-
MOOE	35,221	35,221	843	11,134	2,381	14,456	28,813	843	11,134	2,381	12,705	27,062	-	6,408	1,751
Regional Headquarters XIII	35,192	35,192	2,271	5,922	6,761	20,198	35,152	1,806	6,204	4,665	14,599	27,274	-	40	7,878
Surigao City															
PS	4,375	4,375	-	679	322	3,359	4,361	-	679	322	3,359	4,361	-	14	-
MOOE	30,818	30,818	2,271	5,243	6,439	16,838	30,792	1,806	5,524	4,343	11,240	22,913	-	26	7,878
Regional Headquarters - ARMM	43,694	43,694	3,585	6,158	10,211	23,652	43,605	3,585	6,158	10,211	21,046	40,999	-	89	2,606
Cotabato City															
PS	17,692	17,692	-	544	452	16,636	17,632	-	544	452	16,636	17,632	-	61	-
MOOE	26,002	26,002	3,585	5,614	9,759	7,016	25,974	3,585	5,614	9,759	4,410	23,368	-	28	2,606

Note: Differences between the totals and the sum of components are due to rounding-off.

NATIONAL GOVERNMENT OF THE REPUBLIC OF THE PHILIPPINES
Statement of Appropriations, Allotments, Obligations, Disbursements and Balances

Statement D

By Department/Office/Agency/Province/City
 For Fiscal Year 2014
 (in thousand pesos)

Particulars	Appropriations Total	Allotments Total	Obligations					Disbursements					Unreleased Appropriations	Unobligated Allotments	Unpaid Obligations
			1st Qtr	2nd Qtr	3rd Qtr	4th Qtr	Total	1st Qtr	2nd Qtr	3rd Qtr	4th Qtr	Total			
Bureau of Jail Management and Penology	8,127,744	8,127,744	1,700,172	1,877,982	1,890,229	2,526,917	7,995,300	1,635,558	1,878,995	1,856,724	2,412,824	7,784,102	<i>c</i>	132,444	211,198
PS	5,525,610	5,525,610	1,166,643	1,306,682	1,304,913	1,747,259	5,525,497	1,148,166	1,324,533	1,297,655	1,677,787	5,448,141	-	113	77,356
MOOE	2,449,324	2,449,324	498,966	545,558	577,763	743,953	2,366,240	487,392	546,613	552,481	709,537	2,296,024	<i>c</i>	83,084	70,217
CO	152,810	152,810	34,563	25,742	7,553	35,705	103,563	-	7,850	6,587	25,500	39,937	-	49,247	63,626
NCR	6,285,070	6,285,070	1,316,728	1,449,073	1,450,297	1,954,932	6,171,031	1,269,417	1,461,474	1,429,874	1,856,432	6,017,197	-	114,039	153,834
PS	5,480,302	5,480,302	1,160,879	1,298,709	1,292,901	1,727,746	5,480,236	1,143,471	1,315,850	1,287,561	1,656,196	5,403,078	-	67	77,158
MOOE	713,088	713,088	127,809	147,753	157,397	215,024	647,983	125,946	143,014	142,313	195,256	606,529	-	65,105	41,454
CO	91,680	91,680	28,040	2,610	-	12,161	42,812	-	2,610	-	4,980	7,590	-	48,868	35,221
Central Office	5,651,455	5,651,455	1,192,793	1,314,108	1,306,892	1,780,853	5,594,645	1,147,353	1,324,913	1,298,219	1,677,875	5,448,360	-	56,810	146,285
Quezon City															
PS	5,469,089	5,469,089	1,159,007	1,296,315	1,291,439	1,722,276	5,469,037	1,141,599	1,313,456	1,286,099	1,650,726	5,391,879	-	53	77,158
MOOE	128,686	128,686	5,746	15,183	15,453	46,415	82,796	5,754	8,847	12,121	22,170	48,891	-	45,890	33,905
CO	53,680	53,680	28,040	2,610	-	12,161	42,812	-	2,610	-	4,980	7,590	-	10,868	35,221
Regional Office - NCR	633,615	633,615	123,936	134,965	143,406	174,079	576,386	122,064	136,562	131,655	178,557	568,837	-	57,229	7,549
Quezon City															
PS	11,213	11,213	1,872	2,394	1,462	5,470	11,199	1,872	2,394	1,462	5,470	11,199	-	14	-
MOOE	584,402	584,402	122,063	132,571	141,944	168,609	565,187	120,192	134,168	130,192	173,086	557,638	-	19,215	7,549
CO	38,000	38,000	-	-	-	-	-	-	-	-	-	-	-	38,000	-
Regional Office I	93,360	93,360	20,003	22,229	21,918	26,467	90,617	19,129	23,117	21,247	26,980	90,473	-	2,743	144
San Fernando City															
PS	2,527	2,527	347	427	626	1,126	2,526	347	427	626	1,126	2,526	-	<i>c</i>	-
MOOE	90,375	90,375	19,214	21,792	21,291	25,335	87,633	18,782	22,237	20,621	25,849	87,489	-	2,742	144
CO	458	458	443	10	-	5	458	-	453	-	5	458	-	-	-
Regional Office - CAR	54,543	54,543	9,127	12,570	12,717	20,069	54,484	9,127	10,586	12,471	19,343	51,527	-	59	2,956
Baguio City															
PS	2,161	2,161	418	502	420	821	2,161	418	502	402	839	2,161	-	-	<i>c</i>
MOOE	50,371	50,371	8,709	10,084	12,297	19,248	50,338	8,709	10,084	12,069	16,520	47,382	-	33	2,956
CO	2,010	2,010	-	1,984	-	-	1,984	-	-	-	1,984	1,984	-	26	-
Regional Office II	78,319	78,319	13,751	21,062	16,632	26,117	77,562	13,613	16,146	17,524	25,494	72,777	-	757	4,785
Ilagan City															
PS	2,434	2,434	326	720	636	752	2,434	188	717	777	654	2,336	-	-	98
MOOE	70,877	70,877	13,426	15,429	15,995	25,365	70,214	13,426	15,429	15,995	20,678	65,528	-	662	4,687
CO	5,009	5,009	-	4,914	-	-	4,914	-	-	752	4,162	4,914	-	95	-

Note: Differences between the totals and the sum of components are due to rounding-off.

NATIONAL GOVERNMENT OF THE REPUBLIC OF THE PHILIPPINES
Statement of Appropriations, Allotments, Obligations, Disbursements and Balances
 By Department/Office/Agency/Province/City
 For Fiscal Year 2014
 (in thousand pesos)

Statement D

Particulars	Appropriations Total	Allotments Total	Obligations					Disbursements					Unreleased Appropriations	Unobligated Allotments	Unpaid Obligations
			1st Qtr	2nd Qtr	3rd Qtr	4th Qtr	Total	1st Qtr	2nd Qtr	3rd Qtr	4th Qtr	Total			
Regional Office III	195,151	195,151	38,561	45,462	49,900	61,058	194,981	38,276	42,696	44,984	66,862	192,818	-	171	2,163
San Fernando City															
PS	4,042	4,042	537	626	986	1,892	4,042	296	868	986	1,892	4,042	-	-	-
MOOE	188,110	188,110	38,023	44,836	45,914	59,166	187,939	37,981	41,828	43,998	64,115	187,921	-	171	18
CO	3,000	3,000	-	-	3,000	-	3,000	-	-	-	855	855	-	-	2,145
Regional Office IV-A	273,560	273,560	59,462	63,167	69,044	78,560	270,234	56,770	65,699	64,913	76,729	264,111	-	3,327	6,123
Lucena City															
PS	5,055	5,055	669	729	1,545	2,112	5,055	336	1,062	662	2,994	5,053	-	-	2
MOOE	266,495	266,495	58,793	60,449	67,499	76,448	263,189	56,434	62,647	64,252	73,735	257,068	-	3,307	6,121
CO	2,010	2,010	-	1,990	-	-	1,990	-	1,990	-	-	1,990	-	20	-
Regional Office IV-B	46,218	46,218	8,055	11,126	11,422	15,374	45,978	7,905	11,263	11,436	15,194	45,797	<i>c</i>	241	181
Batangas City															
PS	1,238	1,238	234	129	385	491	1,238	154	195	399	491	1,238	-	-	-
MOOE	43,480	43,480	7,821	10,997	11,037	13,384	43,239	7,751	11,067	11,037	13,203	43,058	<i>c</i>	241	181
CO	1,500	1,500	-	-	-	1,500	1,500	-	-	-	1,500	1,500	-	-	-
Regional Office V	83,476	83,476	17,464	21,026	19,836	24,260	82,587	17,464	20,599	19,938	22,212	80,212	-	889	2,375
Legazpi City															
PS	3,876	3,876	577	896	902	1,502	3,876	577	812	750	1,738	3,876	-	-	-
MOOE	77,564	77,564	16,887	20,131	18,935	20,818	76,771	16,887	19,787	19,188	20,474	76,336	-	792	435
CO	2,036	2,036	-	-	-	1,940	1,940	-	-	-	-	-	-	96	1,940
Regional Office VI	172,239	172,239	38,321	39,056	41,341	53,251	171,968	38,321	39,056	41,341	53,251	171,968	-	271	-
Iloilo City															
PS	3,689	3,689	461	416	1,319	1,493	3,689	461	416	1,319	1,493	3,689	-	-	-
MOOE	167,349	167,349	37,860	38,639	40,023	50,579	167,101	37,860	38,639	40,023	50,579	167,101	-	248	-
CO	1,200	1,200	-	-	-	1,178	1,178	-	-	-	1,178	1,178	-	22	-
Regional Office VII	237,686	237,686	48,187	58,634	55,587	70,733	233,142	48,187	53,734	55,271	74,583	231,776	-	4,545	1,366
Cebu City															
PS	4,858	4,858	478	168	1,912	2,254	4,813	478	168	1,597	2,570	4,813	-	45	-
MOOE	225,843	225,843	47,709	52,721	53,675	67,320	221,424	47,709	52,721	53,675	66,911	221,015	-	4,419	409
CO	6,985	6,985	-	5,746	-	1,159	6,904	-	846	-	5,103	5,948	-	81	956
Regional Office VIII	87,795	87,795	17,760	15,603	14,360	37,807	85,530	11,330	15,353	14,279	16,150	57,112	-	2,265	28,418
Leyte															
PS	2,184	2,184	227	435	476	1,046	2,184	227	435	476	1,046	2,184	-	-	-
MOOE	64,694	64,694	11,453	13,168	13,574	24,234	62,429	11,103	13,518	13,443	14,944	53,008	-	2,265	9,421
CO	20,917	20,917	6,080	2,000	310	12,527	20,917	-	1,400	360	160	1,921	-	-	18,996

Note: Differences between the totals and the sum of components are due to rounding-off.

NATIONAL GOVERNMENT OF THE REPUBLIC OF THE PHILIPPINES
Statement of Appropriations, Allotments, Obligations, Disbursements and Balances
By Department/Office/Agency/Province/City
For Fiscal Year 2014
(in thousand pesos)

Statement D

Particulars	Appropriations Total	Allotments Total	Obligations					Disbursements					Unreleased Appropriations	Unobligated Allotments	Unpaid Obligations
			1st Qtr	2nd Qtr	3rd Qtr	4th Qtr	Total	1st Qtr	2nd Qtr	3rd Qtr	4th Qtr	Total			
Regional Office IX	105,679	105,679	24,252	27,428	24,672	28,740	105,091	24,252	27,428	20,822	32,501	105,004	-	588	87
Pagadian City															
PS	3,471	3,471	461	965	738	1,308	3,471	461	965	612	1,434	3,471	-	-	-
MOOE	99,208	99,208	23,791	26,463	22,419	25,968	98,642	23,791	26,463	20,210	28,089	98,554	-	566	87
CO	3,000	3,000	-	-	1,515	1,463	2,978	-	-	-	2,978	2,978	-	22	-
Regional Office X	107,399	107,399	20,702	23,716	25,067	37,902	107,387	20,702	22,776	25,001	35,537	104,017	-	13	3,370
Cagayan De Oro City															
PS	2,399	2,399	245	588	377	1,189	2,399	245	588	377	1,091	2,301	-	-	98
MOOE	100,497	100,497	20,457	21,638	23,440	34,963	100,497	20,457	21,638	23,440	32,611	98,146	-	-	2,352
CO	4,503	4,503	-	1,490	1,249	1,751	4,490	-	550	1,184	1,836	3,570	-	13	920
Regional Office XI	127,947	127,947	24,436	28,040	35,669	39,801	127,946	24,109	28,324	33,834	41,248	127,515	-	1	431
Davao City															
PS	2,026	2,026	176	196	567	1,087	2,026	56	302	371	1,297	2,026	-	-	-
MOOE	124,420	124,420	24,260	27,844	33,622	38,693	124,420	24,053	28,022	32,424	39,490	123,989	-	1	431
CO	1,500	1,500	-	-	1,479	21	1,500	-	-	1,038	462	1,500	-	-	-
Regional Office XII	85,489	85,489	24,860	14,389	21,674	24,566	85,489	18,707	20,527	20,534	25,664	85,432	-	-	57
General Santos City															
PS	2,554	2,554	279	572	720	982	2,554	279	572	339	1,363	2,554	-	-	-
MOOE	82,935	82,935	24,581	13,817	20,954	23,584	82,935	18,428	19,955	20,195	24,301	82,878	-	-	57
Regional Office XIII	69,362	69,362	13,325	20,189	15,159	18,528	67,201	13,074	15,006	18,321	17,638	64,039	-	2,161	3,162
Surigao City															
PS	1,722	1,722	239	312	175	995	1,721	84	361	174	1,101	1,721	-	1	-
MOOE	62,638	62,638	13,086	14,879	14,985	17,532	60,482	12,989	14,644	14,895	16,537	59,065	-	2,157	1,416
CO	5,002	5,002	-	4,999	-	-	4,999	-	-	3,253	-	3,253	-	3	1,746
Regional Office - ARMM	24,450	24,450	5,177	5,212	4,933	8,752	24,073	5,177	5,212	4,933	7,004	22,326	-	376	1,747
Cotabato City															
PS	1,070	1,070	89	293	227	461	1,070	89	293	227	461	1,070	-	-	-
MOOE	21,379	21,379	5,088	4,919	4,706	6,291	21,003	5,088	4,919	4,706	6,244	20,956	-	376	47
CO	2,000	2,000	-	-	-	2,000	2,000	-	-	-	299	299	-	c	1,701
Local Government Academy	155,160	155,160	39,183	40,064	39,923	35,870	155,040	37,144	38,302	38,392	40,348	154,186	-	120	854
NCR - Pasig City															
PS	23,210	23,210	4,723	6,072	5,369	7,046	23,210	4,711	6,083	5,367	7,040	23,201	-	-	9
MOOE	131,950	131,950	34,460	33,991	34,554	28,824	131,830	32,433	32,219	33,024	33,309	130,986	-	120	845

Note: Differences between the totals and the sum of components are due to rounding-off.

NATIONAL GOVERNMENT OF THE REPUBLIC OF THE PHILIPPINES
Statement of Appropriations, Allotments, Obligations, Disbursements and Balances
By Department/Office/Agency/Province/City
For Fiscal Year 2014
(in thousand pesos)

Statement D

Particulars	Appropriations Total	Allotments Total	Obligations					Disbursements					Unreleased Appropriations	Unobligated Allotments	Unpaid Obligations
			1st Qtr	2nd Qtr	3rd Qtr	4th Qtr	Total	1st Qtr	2nd Qtr	3rd Qtr	4th Qtr	Total			
National Police Commission	1,488,069	1,179,935	238,289	286,170	277,959	357,855	1,160,273	228,671	291,866	271,055	363,754	1,155,345	308,134	19,662	4,928
PS	1,327,979	1,019,845	209,596	254,877	242,822	299,037	1,006,332	202,452	259,355	236,643	305,153	1,003,604	308,134	13,513	2,729
MOOE	160,090	160,090	28,693	31,293	35,137	58,818	153,941	26,218	32,511	34,412	58,600	151,742	-	6,149	2,199
NCR	1,025,589	776,687	151,773	188,498	188,753	241,257	770,281	144,460	193,200	183,031	249,423	770,114	248,902	6,406	167
PS	925,505	676,603	136,448	171,459	166,972	201,023	675,901	131,599	174,891	162,140	207,239	675,869	248,902	702	32
MOOE	100,084	100,084	15,326	17,040	21,781	40,234	94,380	12,862	18,309	20,891	42,184	94,245	-	5,704	135
Central Office	956,025	718,045	137,579	172,192	175,897	226,317	711,985	130,266	176,894	170,175	234,618	711,953	237,980	6,060	32
Makati City															
PS	863,501	625,521	124,191	157,082	155,571	188,317	625,162	119,342	160,515	150,740	194,534	625,130	237,980	359	32
MOOE	92,524	92,524	13,388	15,110	20,325	38,000	86,823	10,924	16,379	19,435	40,085	86,823	-	5,701	c
Regional Office - NCR	69,564	58,643	14,194	16,307	12,856	14,939	58,296	14,194	16,307	12,856	14,805	58,162	10,921	346	135
Makati City															
PS	62,004	51,083	12,257	14,377	11,401	12,706	50,740	12,257	14,377	11,401	12,706	50,740	10,921	343	-
MOOE	7,560	7,560	1,938	1,930	1,455	2,234	7,557	1,938	1,930	1,455	2,099	7,422	-	3	135
Regional Office I	28,513	26,213	4,872	6,571	6,748	8,022	26,213	4,872	6,571	6,748	7,411	25,602	2,301	c	611
San Fernando City															
PS	25,305	23,005	4,337	5,794	5,925	6,949	23,005	4,337	5,794	5,925	6,338	22,394	2,301	c	611
MOOE	3,208	3,208	535	776	823	1,073	3,208	535	776	823	1,073	3,208	-	-	-
Regional Office - CAR	22,379	20,659	6,103	5,427	4,045	4,898	20,473	6,103	5,427	3,907	5,036	20,473	1,720	187	-
Baguio City															
PS	19,263	17,543	5,691	4,888	3,441	3,523	17,543	5,691	4,888	3,303	3,661	17,543	1,720	c	-
MOOE	3,116	3,116	411	539	604	1,375	2,930	411	539	604	1,375	2,930	-	186	-
Regional Office II	30,812	26,747	6,080	5,516	5,941	8,613	26,150	6,080	5,516	5,941	8,185	25,723	4,065	597	428
Tuguegarao City															
PS	27,571	23,506	5,550	4,820	5,317	7,223	22,909	5,550	4,820	5,317	7,188	22,874	4,065	597	35
MOOE	3,241	3,241	530	696	624	1,390	3,241	530	696	624	998	2,848	-	c	393
Regional Office III	40,337	30,878	6,076	8,150	9,766	6,075	30,066	5,956	8,731	8,197	7,182	30,066	9,459	812	-
San Fernando City															
PS	36,599	27,140	5,296	7,324	8,736	5,020	26,377	5,182	7,711	7,386	6,098	26,377	9,459	763	-
MOOE	3,738	3,738	780	826	1,030	1,055	3,690	774	1,020	811	1,084	3,690	-	48	-
Regional Office IV-A	34,778	27,484	3,408	7,069	4,959	11,517	26,953	3,113	7,066	4,952	10,734	25,865	7,294	531	1,088
Calamba City															
PS	31,404	24,110	2,798	6,337	4,349	10,121	23,606	2,505	6,340	4,342	9,950	23,138	7,294	505	468
MOOE	3,374	3,374	610	731	610	1,396	3,347	608	726	610	784	2,727	-	27	620

Note: Differences between the totals and the sum of components are due to rounding-off.

NATIONAL GOVERNMENT OF THE REPUBLIC OF THE PHILIPPINES
Statement of Appropriations, Allotments, Obligations, Disbursements and Balances
By Department/Office/Agency/Province/City
For Fiscal Year 2014
(in thousand pesos)

Statement D

Particulars	Appropriations Total	Allotments Total	Obligations					Disbursements					Unreleased Appropriations	Unobligated Allotments	Unpaid Obligations
			1st Qtr	2nd Qtr	3rd Qtr	4th Qtr	Total	1st Qtr	2nd Qtr	3rd Qtr	4th Qtr	Total			
Regional Office IV-B	20,028	18,391	3,805	4,768	2,698	5,242	16,513	3,520	4,740	3,044	5,209	16,513	1,637	1,878	-
Calamba City															
PS	17,297	15,660	3,295	4,144	2,107	4,236	13,782	3,010	4,139	2,436	4,197	13,782	1,637	1,878	-
MOOE	2,731	2,731	510	624	591	1,007	2,731	510	601	608	1,012	2,731	-	<i>c</i>	-
Regional Office V	33,943	27,591	5,983	7,820	6,074	6,814	26,690	5,983	7,820	6,074	6,814	26,690	6,352	902	-
Legazpi City															
PS	29,841	23,489	4,787	6,781	5,397	5,719	22,683	4,787	6,781	5,397	5,719	22,683	6,352	806	-
MOOE	4,102	4,102	1,196	1,039	677	1,095	4,006	1,196	1,039	677	1,095	4,006	-	96	-
Regional Office VI	34,072	29,555	6,123	7,928	7,354	7,990	29,395	6,124	7,905	7,378	7,685	29,092	4,517	160	303
Iloilo City															
PS	29,536	25,019	4,892	6,688	5,990	7,289	24,860	4,888	6,669	5,875	7,131	24,564	4,517	159	296
MOOE	4,536	4,536	1,231	1,240	1,363	701	4,535	1,236	1,235	1,503	553	4,528	-	1	7
Regional Office VII	31,391	28,126	6,295	7,438	5,958	8,430	28,121	6,293	7,441	5,963	8,424	28,121	3,265	6	<i>c</i>
Cebu City															
PS	27,161	23,896	5,072	6,469	4,851	7,504	23,896	5,072	6,475	4,853	7,497	23,896	3,265	<i>c</i>	<i>c</i>
MOOE	4,230	4,230	1,222	968	1,107	927	4,224	1,222	966	1,110	927	4,224	-	6	<i>c</i>
Regional Office VIII	36,778	30,930	6,224	7,047	5,624	9,401	28,296	6,222	7,049	5,624	8,135	27,030	5,848	2,634	1,266
Tacloban City															
PS	32,034	26,186	4,999	6,103	4,778	7,690	23,570	4,997	6,105	4,777	7,357	23,236	5,848	2,616	334
MOOE	4,744	4,744	1,225	944	847	1,711	4,726	1,225	944	847	778	3,794	-	18	932
Regional Office IX	27,959	26,866	6,585	4,779	6,597	8,600	26,560	5,758	5,609	6,548	8,645	26,560	1,093	305	<i>c</i>
Pagadian City															
PS	24,133	23,040	5,689	3,786	5,838	7,465	22,779	4,862	4,614	5,789	7,514	22,779	1,093	261	-
MOOE	3,826	3,826	897	992	759	1,134	3,782	897	996	759	1,131	3,782	-	44	<i>c</i>
Regional Office X	27,422	24,215	5,061	5,639	6,012	6,615	23,328	5,030	5,639	6,024	6,463	23,155	3,208	887	172
Cagayan De Oro City															
PS	22,934	19,727	4,316	4,602	5,177	4,745	18,840	4,285	4,600	5,189	4,594	18,667	3,208	887	172
MOOE	4,488	4,488	745	1,037	835	1,870	4,488	745	1,039	835	1,869	4,488	-	<i>c</i>	<i>c</i>
Regional Office XI	31,229	26,027	5,731	5,159	5,106	8,629	24,624	5,194	5,151	5,202	9,076	24,624	5,203	1,402	<i>c</i>
Davao City															
PS	26,424	21,222	4,519	4,049	4,057	7,196	19,821	3,982	4,046	4,149	7,644	19,821	5,203	1,401	-
MOOE	4,805	4,805	1,212	1,109	1,049	1,433	4,803	1,212	1,105	1,054	1,433	4,803	-	2	<i>c</i>

Note: Differences between the totals and the sum of components are due to rounding-off.

NATIONAL GOVERNMENT OF THE REPUBLIC OF THE PHILIPPINES
Statement of Appropriations, Allotments, Obligations, Disbursements and Balances

Statement D

By Department/Office/Agency/Province/City
 For Fiscal Year 2014
 (in thousand pesos)

Particulars	Appropriations Total	Allotments Total	Obligations					Disbursements					Unreleased Appropriations	Unobligated Allotments	Unpaid Obligations
			1st Qtr	2nd Qtr	3rd Qtr	4th Qtr	Total	1st Qtr	2nd Qtr	3rd Qtr	4th Qtr	Total			
Regional Office XII	26,048	26,048	6,039	7,507	4,431	7,052	25,029	6,039	7,155	4,417	7,418	25,029	-	1,019	-
Koronadal City															
PS	22,535	22,535	5,418	6,459	3,773	5,867	21,517	5,418	6,308	3,557	6,234	21,517	-	1,019	-
MOOE	3,513	3,513	621	1,049	658	1,185	3,512	621	848	859	1,185	3,512	-	1	-
Regional Office XIII	11,183	7,911	1,500	2,143	2,110	2,158	7,910	1,500	2,157	2,096	2,158	7,910	3,272	1	-
Butuan City															
PS	8,329	5,057	749	1,326	1,303	1,679	5,056	749	1,326	1,303	1,679	5,056	3,272	1	-
MOOE	2,854	2,854	751	817	807	479	2,854	751	832	793	479	2,854	-	-	-
Regional Office - ARMM	25,606	25,606	6,630	4,712	5,784	6,544	23,670	6,423	4,688	5,910	5,756	22,778	-	1,936	893
Cotabato City															
PS	22,106	22,106	5,741	3,847	4,812	5,788	20,187	5,540	3,847	4,907	5,113	19,407	-	1,919	780
MOOE	3,500	3,500	890	866	972	756	3,483	883	842	1,003	643	3,370	-	17	113
Philippine National Police	115,340,639	115,340,639	25,456,582	27,980,676	24,357,217	31,706,229	109,500,703	23,958,848	24,987,143	27,165,447	29,043,847	105,155,285	-	5,839,935	4,345,419
PS	99,082,935	99,082,935	23,687,518	25,910,973	22,206,774	27,277,652	99,082,916	22,682,827	23,052,265	24,979,668	24,511,824	95,226,584	-	19	3,856,332
MOOE	8,632,088	8,632,088	1,596,224	2,048,834	2,098,600	2,218,291	7,961,950	1,273,253	1,759,552	2,182,984	2,524,044	7,739,832	-	670,139	222,118
CO	7,625,615	7,625,615	172,839	20,869	51,844	2,210,286	2,455,837	2,769	175,326	2,795	2,007,980	2,188,869	-	5,169,778	266,969
NCR	107,685,686	107,685,686	24,280,070	26,619,717	22,570,661	28,559,596	102,030,045	22,853,241	23,658,891	25,523,462	25,978,996	98,014,590	-	5,655,641	4,015,455
PS	95,848,892	95,848,892	23,441,663	25,483,865	21,533,881	25,389,483	95,848,892	22,489,265	22,571,890	24,329,048	22,603,980	91,994,182	-	-	3,854,710
MOOE	4,481,600	4,481,600	666,263	1,135,852	1,036,780	1,102,470	3,941,366	363,976	914,858	1,194,414	1,403,449	3,876,697	-	540,234	64,669
CO	7,355,193	7,355,193	172,144	-	-	2,067,643	2,239,787	-	172,144	-	1,971,567	2,143,711	-	5,115,407	96,076
National Headquarters	106,348,770	106,348,770	24,040,919	26,356,007	22,273,201	28,148,161	100,818,289	22,632,507	23,384,734	25,224,507	25,563,338	96,805,087	-	5,530,482	4,013,201
Quezon City															
PS	95,447,905	95,447,905	23,394,448	25,420,442	21,429,935	25,203,079	95,447,905	22,458,052	22,497,159	24,225,192	22,414,996	91,595,398	-	-	3,852,506
MOOE	3,672,840	3,672,840	474,327	935,565	843,266	887,406	3,140,564	174,455	715,432	999,316	1,186,742	3,075,945	-	532,276	64,619
CO	7,228,026	7,228,026	172,144	-	-	2,057,676	2,229,820	-	172,144	-	1,961,600	2,133,744	-	4,998,206	96,076
Special Action Force	300,152	300,152	25,168	45,427	53,905	71,583	196,083	23,642	46,908	53,694	69,636	193,880	-	104,068	2,204
Quezon City															
PS	84,693	84,693	5,634	18,791	27,730	32,539	84,693	4,108	20,272	27,518	30,592	82,490	-	-	2,204
MOOE	103,290	103,290	19,534	26,636	26,175	29,078	101,423	19,534	26,636	26,175	29,078	101,423	-	1,867	-
CO	112,168	112,168	-	-	-	9,967	9,967	-	-	-	9,967	9,967	-	102,201	-
Regional Headquarters - NCR	1,036,764	1,036,764	213,984	218,283	243,555	339,852	1,015,673	197,092	227,249	245,260	346,022	1,015,623	-	21,091	50
Taguig City															
PS	316,294	316,294	41,581	44,632	76,216	153,865	316,294	27,105	54,459	76,337	158,392	316,294	-	-	-
MOOE	705,470	705,470	172,403	173,651	167,339	185,986	699,379	169,987	172,790	168,923	187,629	699,329	-	6,091	50
CO	15,000	15,000	-	-	-	-	-	-	-	-	-	-	-	15,000	-

Note: Differences between the totals and the sum of components are due to rounding-off.

NATIONAL GOVERNMENT OF THE REPUBLIC OF THE PHILIPPINES
Statement of Appropriations, Allotments, Obligations, Disbursements and Balances
By Department/Office/Agency/Province/City
For Fiscal Year 2014
(in thousand pesos)

Statement D

Particulars	Appropriations Total	Allotments Total	Obligations					Disbursements					Unreleased Appropriations	Unobligated Allotments	Unpaid Obligations
			1st Qtr	2nd Qtr	3rd Qtr	4th Qtr	Total	1st Qtr	2nd Qtr	3rd Qtr	4th Qtr	Total			
Regional Headquarters I	480,986	480,986	73,896	105,630	95,840	191,382	466,748	68,407	98,102	97,679	195,756	459,943	-	14,238	6,805
San Fernando City															
PS	217,260	217,260	16,660	33,458	35,431	131,711	217,260	11,242	38,876	35,403	131,739	217,260	-	-	-
MOOE	258,930	258,930	57,236	72,172	60,409	59,671	249,489	57,165	59,226	62,276	64,016	242,684	-	9,441	6,805
CO	4,796	4,796	-	-	-	-	-	-	-	-	-	-	-	4,796	-
Regional Headquarters-CAR	411,265	411,265	59,398	86,142	82,595	180,096	408,232	58,851	82,017	73,388	187,225	401,481	-	3,033	6,751
Benguet															
PS	201,308	201,308	11,884	29,755	30,816	128,852	201,308	11,884	29,755	30,304	129,365	201,308	-	-	-
MOOE	205,143	205,143	47,514	56,388	51,779	46,429	202,109	46,967	52,262	43,084	57,860	200,173	-	3,033	1,936
CO	4,815	4,815	-	-	-	4,815	4,815	-	-	-	-	-	-	-	4,815
Regional Headquarters II	291,626	291,626	55,906	66,823	84,920	76,894	284,544	55,906	66,823	80,223	73,873	276,826	-	7,082	7,718
Tuguegarao City															
PS	84,839	84,839	10,518	21,976	26,363	25,981	84,839	10,518	21,976	26,298	26,018	84,811	-	-	28
MOOE	201,954	201,954	45,388	44,848	53,925	50,913	195,073	45,388	44,848	53,925	47,160	191,320	-	6,882	3,753
CO	4,833	4,833	-	-	4,632	-	4,632	-	-	-	695	695	-	201	3,937
Regional Headquarters III	452,483	452,483	108,252	85,651	115,532	111,206	420,641	89,655	95,523	100,878	127,499	413,554	-	31,842	7,087
San Fernando City															
PS	152,512	152,512	21,776	23,436	42,005	65,294	152,512	9,915	33,211	41,493	66,766	151,385	-	-	1,127
MOOE	295,026	295,026	86,476	62,215	73,527	45,912	268,129	79,739	62,312	59,385	60,733	262,169	-	26,896	5,960
CO	4,946	4,946	-	-	-	-	-	-	-	-	-	-	-	4,946	-
Regional Headquarters IV-A	621,862	621,862	110,384	110,812	164,705	230,927	616,828	99,549	117,358	159,684	229,299	605,890	-	5,034	10,938
Calamba City															
PS	290,701	290,701	25,451	33,437	78,054	153,760	290,701	16,365	41,878	78,637	153,821	290,701	-	-	-
MOOE	326,439	326,439	84,933	77,375	81,929	77,167	321,405	83,184	75,480	80,411	75,478	314,553	-	5,034	6,852
CO	4,722	4,722	-	-	4,722	-	4,722	-	-	636	-	636	-	-	4,086
Police National Training Institute	77,622	77,622	13,515	11,136	16,408	36,563	77,622	10,663	13,821	13,115	40,022	77,622	-	-	-
Calamba City															
PS	76,993	76,993	13,358	10,978	16,251	36,405	76,993	10,506	13,664	12,958	39,865	76,993	-	-	-
MOOE	629	629	157	157	157	157	629	157	157	157	157	629	-	-	-
Regional Headquarters IV-B	409,263	409,263	51,385	56,768	96,520	199,669	404,342	51,385	54,272	80,665	209,932	396,254	-	4,921	8,088
Calapan City															
PS	218,810	218,810	9,801	17,098	33,529	158,382	218,810	9,801	17,098	33,412	158,499	218,810	-	-	-
MOOE	179,674	179,674	41,584	39,671	53,894	41,287	176,436	41,584	37,174	47,253	46,206	172,217	-	3,238	4,219
CO	10,779	10,779	-	-	9,096	-	9,096	-	-	-	5,227	5,227	-	1,683	3,869

Note: Differences between the totals and the sum of components are due to rounding-off.

NATIONAL GOVERNMENT OF THE REPUBLIC OF THE PHILIPPINES
Statement of Appropriations, Allotments, Obligations, Disbursements and Balances
 By Department/Office/Agency/Province/City
 For Fiscal Year 2014
 (in thousand pesos)

Statement D

Particulars	Appropriations Total	Allotments Total	Obligations					Disbursements					Unreleased Appropriations	Unobligated Allotments	Unpaid Obligations
			1st Qtr	2nd Qtr	3rd Qtr	4th Qtr	Total	1st Qtr	2nd Qtr	3rd Qtr	4th Qtr	Total			
Regional Headquarters V	503,161	503,161	87,923	84,335	121,883	208,857	502,998	83,191	88,250	122,163	197,832	491,436	-	163	11,562
Legazpi City															
PS	236,034	236,034	21,864	24,351	53,208	136,611	236,034	17,132	29,053	53,238	136,611	236,034	-	-	-
MOOE	262,405	262,405	66,059	59,984	68,675	67,687	262,405	66,059	59,197	68,925	60,537	254,718	-	-	7,686
CO	4,722	4,722	-	-	-	4,559	4,559	-	-	-	684	684	-	163	3,875
Regional Headquarters VI	474,444	474,444	72,440	93,904	83,945	202,957	453,246	72,439	93,903	83,946	202,957	453,244	-	21,198	1
Iloilo City															
PS	143,730	143,730	7,545	29,502	16,905	89,778	143,730	7,545	29,502	16,905	89,778	143,730	-	-	c
MOOE	322,239	322,239	64,894	64,402	67,041	113,179	309,516	64,894	64,401	67,041	113,179	309,515	-	12,723	1
CO	8,475	8,475	-	-	-	-	-	-	-	-	-	-	-	8,475	-
Regional Headquarters VII	580,265	580,265	100,365	99,312	148,705	224,159	572,541	94,251	104,426	123,018	231,143	552,838	-	7,724	19,704
Cebu City															
PS	254,170	254,170	20,123	27,922	67,582	138,542	254,170	14,055	33,584	48,270	158,261	254,170	-	-	-
MOOE	311,276	311,276	80,242	69,104	73,654	80,812	303,812	80,196	68,763	74,040	72,038	295,038	-	7,464	8,774
CO	14,819	14,819	-	2,285	7,469	4,806	14,560	-	2,078	708	844	3,630	-	260	10,930
Regional Headquarters VIII	670,961	670,961	53,774	69,702	184,746	317,920	626,142	50,915	74,322	121,447	234,622	481,307	-	44,819	144,835
Leyte															
PS	83,459	83,459	6,728	24,259	33,917	18,541	83,445	6,728	29,259	36,490	10,968	83,445	-	14	-
MOOE	455,230	455,230	47,046	45,443	125,538	214,678	432,706	44,187	45,063	83,506	200,886	373,643	-	22,524	59,063
CO	132,271	132,271	-	-	25,291	84,700	109,991	-	-	1,451	22,768	24,219	-	22,280	85,772
Regional Headquarters IX	460,854	460,854	74,043	82,552	109,006	190,457	456,058	74,043	74,762	107,762	187,247	443,814	-	4,796	12,244
Zamboanga City															
PS	214,911	214,911	13,625	22,885	46,753	131,644	214,907	13,625	22,885	46,753	131,644	214,907	-	5	-
MOOE	240,595	240,595	60,418	59,667	62,253	54,103	236,441	60,418	51,877	61,010	53,247	226,552	-	4,154	9,889
CO	5,348	5,348	-	-	-	4,710	4,710	-	-	-	2,355	2,355	-	638	2,355
Regional Headquarters X	530,855	530,855	68,971	84,459	103,341	260,370	517,141	64,504	81,611	101,610	251,274	499,000	-	13,714	18,141
Cagayan De Oro City															
PS	273,890	273,890	16,211	23,738	39,805	194,136	273,890	11,927	28,022	39,734	194,207	273,890	-	c	c
MOOE	235,482	235,482	52,759	54,889	63,536	56,697	227,882	49,809	53,180	61,876	56,282	221,147	-	7,600	6,735
CO	21,483	21,483	-	5,832	-	9,537	15,369	2,769	409	-	785	3,963	-	6,114	11,406
Regional Headquarters XI	458,628	458,628	69,631	89,446	105,095	185,355	449,528	62,964	84,590	102,616	191,275	441,445	-	9,100	8,083
Davao City															
PS	235,496	235,496	18,653	32,389	47,707	136,747	235,496	13,056	37,986	46,143	138,267	235,452	-	-	44
MOOE	213,688	213,688	50,978	47,613	57,388	48,608	204,588	49,909	46,604	56,473	50,587	203,573	-	9,100	1,015
CO	9,444	9,444	-	9,444	-	-	9,444	-	-	-	2,421	2,421	-	-	7,024

Note: Differences between the totals and the sum of components are due to rounding-off.

NATIONAL GOVERNMENT OF THE REPUBLIC OF THE PHILIPPINES
Statement of Appropriations, Allotments, Obligations, Disbursements and Balances
By Department/Office/Agency/Province/City
For Fiscal Year 2014
(in thousand pesos)

Statement D

Particulars	Appropriations Total	Allotments Total	Obligations					Disbursements					Unreleased Appropriations	Unobligated Allotments	Unpaid Obligations
			1st Qtr	2nd Qtr	3rd Qtr	4th Qtr	Total	1st Qtr	2nd Qtr	3rd Qtr	4th Qtr	Total			
Regional Headquarters XII	471,891	471,891	68,308	70,943	100,990	224,451	464,691	66,726	69,321	98,585	219,479	454,111	-	7,200	10,580
General Santos City															
PS	250,149	250,149	11,037	23,772	44,105	171,235	250,149	11,037	23,772	44,105	171,235	250,149	-	-	-
MOOE	216,974	216,974	57,271	47,171	56,251	49,081	209,774	55,689	45,549	54,480	47,610	203,328	-	7,200	6,445
CO	4,769	4,769	-	-	634	4,135	4,769	-	-	-	634	634	-	-	4,135
Regional Headquarters XIII	335,346	335,346	36,770	46,554	73,967	175,931	333,221	31,778	40,206	73,440	169,092	314,516	-	2,125	18,705
Butuan City															
PS	155,066	155,066	6,433	9,739	25,131	113,763	155,066	4,515	11,417	25,150	113,927	155,009	-	-	57
MOOE	170,697	170,697	30,337	36,814	48,836	52,585	168,571	27,264	28,788	48,291	55,164	159,507	-	2,125	9,065
CO	9,583	9,583	-	-	-	9,583	9,583	-	-	-	-	-	-	-	9,583
Regional Headquarters - ARMM	423,440	423,440	71,550	116,790	98,358	129,439	416,136	70,379	88,946	101,766	116,325	377,415	-	7,304	38,721
Maguindanao															
PS	144,716	144,716	14,187	38,414	35,329	56,787	144,716	13,711	38,438	35,329	56,871	144,350	-	-	367
MOOE	254,109	254,109	56,668	75,068	63,028	56,855	251,620	56,668	49,812	66,436	59,454	232,370	-	2,489	19,250
CO	24,615	24,615	695	3,308	-	15,797	19,800	-	695	-	-	695	-	4,815	19,104
Philippine Public Safety College	1,563,584	1,563,584	385,697	315,416	322,977	231,550	1,255,640	321,403	372,235	327,174	234,828	1,255,640	-	307,944	-
NCR - Taguig City															
PS	718,257	718,257	165,336	152,143	164,302	156,949	638,730	136,032	178,632	166,962	157,105	638,730	-	79,527	-
MOOE	610,866	610,866	220,361	157,209	158,675	74,600	610,846	185,371	187,539	160,212	77,723	610,846	-	20	-
CO	234,460	234,460	-	6,064	-	-	6,064	-	6,064	-	-	6,064	-	228,396	-
DEPARTMENT OF JUSTICE															
TOTAL	14,547,355	14,547,355	2,000,119	2,648,990	2,271,581	3,348,047	10,268,738	1,849,578	2,554,397	2,163,641	2,920,557	9,488,173	-	4,278,617	780,565
PS	10,254,281	10,254,281	1,371,773	1,927,383	1,524,124	2,237,516	7,060,796	1,351,779	1,884,088	1,488,471	2,235,714	6,960,052	-	3,193,485	100,744
MOOE	3,799,412	3,799,412	592,607	685,780	732,784	896,078	2,907,248	495,551	636,799	661,909	684,663	2,478,921	-	892,163	428,327
CO	493,662	493,662	35,739	35,827	14,674	214,454	300,693	2,247	33,510	13,261	181	49,200	-	192,969	251,494
Office of the Secretary	5,283,301	5,283,301	122,692	561,374	197,152	624,690	1,505,909	81,823	539,495	194,675	612,493	1,428,486	-	3,777,392	77,423
NCR - Manila City															
PS	4,407,053	4,407,053	80,896	470,713	171,344	601,462	1,324,415	80,404	460,951	174,735	606,212	1,322,301	-	3,082,638	2,114
MOOE	678,179	678,179	9,666	56,782	21,861	12,815	101,124	1,004	47,735	18,219	5,910	72,867	-	577,054	28,257
CO	198,069	198,069	32,130	33,879	3,948	10,413	80,370	416	30,809	1,721	372	33,318	-	117,699	47,052
Bureau of Corrections	2,130,933	2,130,933	399,078	435,264	487,892	713,842	2,036,076	387,390	403,959	446,727	491,756	1,729,832	-	94,857	306,244
PS	766,586	766,586	172,452	190,840	186,780	207,476	757,548	164,693	165,533	151,918	221,941	704,085	-	9,038	53,463
MOOE	1,210,398	1,210,398	226,626	244,424	301,113	396,778	1,168,941	222,697	238,426	294,809	269,815	1,025,747	-	41,457	143,194
CO	153,950	153,950	-	-	-	109,588	109,588	-	-	-	-	-	-	44,362	109,588

Note: Differences between the totals and the sum of components are due to rounding-off.

NATIONAL GOVERNMENT OF THE REPUBLIC OF THE PHILIPPINES
Statement of Appropriations, Allotments, Obligations, Disbursements and Balances

Statement D

By Department/Office/Agency/Province/City
 For Fiscal Year 2014
 (in thousand pesos)

Particulars	Appropriations Total	Allotments Total	Obligations					Disbursements					Unreleased Appropriations	Unobligated Allotments	Unpaid Obligations
			1st Qtr	2nd Qtr	3rd Qtr	4th Qtr	Total	1st Qtr	2nd Qtr	3rd Qtr	4th Qtr	Total			
Central Office, NBP and CIW	1,514,264	1,514,264	267,726	286,189	348,973	550,842	1,453,731	263,160	261,268	314,601	340,306	1,179,334	-	60,533	274,397
NCR - Muntinlupa City															
PS	596,056	596,056	131,489	156,886	153,964	152,485	594,825	126,923	131,964	119,592	168,466	546,946	-	1,231	47,879
MOOE	764,258	764,258	136,236	129,303	195,009	288,770	749,318	136,236	129,303	195,009	171,840	632,388	-	14,940	116,930
CO	153,950	153,950	-	-	-	109,588	109,588	-	-	-	-	-	-	44,362	109,588
Sablayan Prison and Penal Farm	105,504	105,504	21,316	24,872	23,244	28,005	97,438	16,005	20,038	18,016	18,881	72,941	-	8,067	24,497
Region IV-B - Occidental Mindoro															
PS	25,174	25,174	6,555	3,036	2,263	5,513	17,367	4,368	3,151	2,240	4,833	14,592	-	7,807	2,775
MOOE	80,330	80,330	14,761	21,836	20,981	22,492	80,071	11,637	16,887	15,776	14,049	58,348	-	260	21,722
Iwahig Prison and Penal Farm	142,709	142,709	27,837	30,529	28,183	34,339	120,888	26,564	29,170	26,842	34,678	117,254	-	21,821	3,634
Region IV-B - Puerto Princesa City															
PS	43,792	43,792	9,599	11,084	9,832	13,278	43,792	9,132	10,616	9,364	14,479	43,592	-	-	200
MOOE	98,917	98,917	18,238	19,445	18,351	21,062	77,096	17,432	18,554	17,477	20,199	73,662	-	21,821	3,434
Leyte Regional Prison	75,429	75,429	16,794	18,248	17,235	19,526	71,803	16,794	18,091	17,011	18,800	70,696	-	3,627	1,107
Region VIII - Leyte															
PS	24,314	24,314	6,614	6,957	4,012	6,732	24,314	6,614	6,957	4,012	6,732	24,314	-	-	-
MOOE	51,115	51,115	10,180	11,291	13,223	12,794	47,488	10,180	11,134	12,999	12,068	46,381	-	3,627	1,107
San Ramon Prison and Penal Farm	69,078	69,078	12,276	16,831	16,946	22,216	68,269	12,276	16,831	16,946	22,216	68,269	-	809	-
Region IX - Zamboanga City															
PS	15,542	15,542	3,448	3,683	4,095	4,316	15,542	3,448	3,683	4,095	4,316	15,542	-	-	-
MOOE	53,536	53,536	8,828	13,148	12,851	17,900	52,727	8,828	13,148	12,851	17,900	52,727	-	809	-
Davao Prison and Penal Farm	223,949	223,949	53,130	58,595	53,311	58,912	223,948	52,592	58,561	53,311	56,875	221,339	-	c	2,609
Region XI - Davao City															
PS	61,708	61,708	14,746	9,195	12,614	25,152	61,708	14,209	9,161	12,614	23,115	59,099	-	-	2,609
MOOE	162,241	162,241	38,384	49,400	40,697	33,760	162,241	38,384	49,400	40,697	33,760	162,241	-	c	-
Bureau of Immigration	725,170	725,170	119,356	157,305	130,814	293,007	700,481	113,853	156,545	128,102	170,281	568,781	-	24,688	131,700
NCR - Manila City															
PS	444,802	444,802	90,518	110,557	95,716	136,625	433,416	90,518	110,557	94,333	124,010	419,418	-	11,386	13,998
MOOE	209,475	209,475	28,838	46,748	35,098	85,525	196,209	23,336	45,988	33,769	46,185	149,278	-	13,266	46,931
CO	70,893	70,893	-	-	-	70,857	70,857	-	-	-	85	85	-	36	70,772

Note: Differences between the totals and the sum of components are due to rounding-off.

NATIONAL GOVERNMENT OF THE REPUBLIC OF THE PHILIPPINES
Statement of Appropriations, Allotments, Obligations, Disbursements and Balances
 By Department/Office/Agency/Province/City
 For Fiscal Year 2014
 (in thousand pesos)

Statement D

Particulars	Appropriations Total	Allotments Total	Obligations					Disbursements					Unreleased Appropriations	Unobligated Allotments	Unpaid Obligations
			1st Qtr	2nd Qtr	3rd Qtr	4th Qtr	Total	1st Qtr	2nd Qtr	3rd Qtr	4th Qtr	Total			
Land Registration Authority	1,326,071	1,326,071	226,664	301,592	295,315	356,490	1,180,060	191,100	276,431	269,744	360,988	1,098,263	-	146,011	81,798
NCR - Quezon City															
PS	777,401	777,401	156,517	192,017	164,934	193,480	706,948	153,475	190,207	164,881	189,830	698,393	-	70,453	8,555
MOOE	535,221	535,221	70,130	109,576	130,380	150,316	460,402	37,610	86,224	104,862	171,158	399,853	-	74,819	60,549
CO	13,450	13,450	16	-	-	12,694	12,710	16	-	-	-	16	-	740	12,694
National Bureau of Investigation	1,130,458	1,130,458	222,724	227,754	235,906	360,954	1,047,338	179,141	220,021	201,147	293,704	894,014	-	83,120	153,324
NCR - Manila City															
PS	742,992	742,992	157,942	172,397	163,082	246,938	740,360	155,820	174,389	161,285	246,353	737,846	-	2,633	2,513
MOOE	349,050	349,050	64,781	55,357	72,824	102,720	295,682	23,321	45,632	39,862	47,352	156,167	-	53,368	139,515
CO	38,416	38,416	-	-	-	11,296	11,296	-	-	-	-	-	-	27,120	11,296
Office of the Government Corporate Counsel	127,545	127,545	41,958	24,684	33,109	27,287	127,038	37,506	22,385	30,518	24,439	114,849	-	507	12,189
NCR - Quezon City															
PS	114,613	114,613	37,177	21,706	30,597	25,075	114,554	34,550	18,723	27,103	22,305	102,681	-	58	11,873
MOOE	10,932	10,932	3,004	2,978	2,513	2,211	10,706	2,957	1,978	3,415	2,134	10,484	-	226	223
CO	2,000	2,000	1,777	-	-	-	1,777	-	1,684	-	-	1,684	-	223	93
Office of the Solicitor General	1,076,011	1,076,011	244,308	223,716	232,433	252,252	952,709	242,790	224,484	231,938	245,026	944,238	-	123,301	8,472
NCR - Makati City															
PS	498,136	498,136	112,058	113,623	114,940	156,959	497,580	112,056	113,606	114,926	151,726	492,313	-	556	5,267
MOOE	570,274	570,274	132,250	110,043	112,329	95,686	450,308	130,734	110,828	111,932	93,610	447,104	-	119,966	3,204
CO	7,600	7,600	-	50	5,164	(393)	4,821	-	50	5,080	(309)	4,821	-	2,779	-
Parole and Probation Administration	635,892	635,892	144,809	167,874	153,538	155,677	621,898	138,481	160,733	157,610	162,394	619,218	-	13,994	2,680
PS	562,364	562,364	124,858	149,205	137,068	137,974	549,105	121,507	143,134	139,661	142,578	546,880	-	13,260	2,225
MOOE	67,943	67,943	18,136	16,771	14,608	17,703	67,218	15,159	16,632	15,189	19,783	66,762	-	725	456
CO	5,585	5,585	1,815	1,898	1,862	-	5,575	1,815	967	2,760	33	5,575	-	10	-
NCR	190,355	190,355	46,046	54,287	52,793	27,748	180,874	42,885	51,404	55,100	31,072	180,461	-	9,481	413
PS	171,089	171,089	39,342	49,442	49,163	24,082	162,029	37,207	46,746	51,308	26,373	161,634	-	9,060	396
MOOE	17,405	17,405	4,890	4,808	3,630	3,665	16,993	3,863	4,622	3,792	4,699	16,976	-	411	17
CO	1,861	1,861	1,815	36	-	-	1,851	1,815	36	-	-	1,851	-	10	-

Note: Differences between the totals and the sum of components are due to rounding-off.

NATIONAL GOVERNMENT OF THE REPUBLIC OF THE PHILIPPINES
Statement of Appropriations, Allotments, Obligations, Disbursements and Balances

Statement D

By Department/Office/Agency/Province/City
 For Fiscal Year 2014
 (in thousand pesos)

Particulars	Appropriations Total	Allotments Total	Obligations					Disbursements					Unreleased Appropriations	Unobligated Allotments	Unpaid Obligations
			1st Qtr	2nd Qtr	3rd Qtr	4th Qtr	Total	1st Qtr	2nd Qtr	3rd Qtr	4th Qtr	Total			
Central Office	123,529	123,529	30,955	36,808	37,425	10,808	115,997	27,789	33,926	39,732	14,137	115,584	-	7,532	413
Quezon City															
PS	109,420	109,420	25,528	33,259	35,089	8,433	102,309	23,388	30,562	37,234	10,729	101,914	-	7,111	396
MOOE	12,248	12,248	3,613	3,513	2,336	2,375	11,836	2,586	3,327	2,498	3,408	11,819	-	411	17
CO	1,861	1,861	1,815	36	-	-	1,851	1,815	36	-	-	1,851	-	10	-
Regional Office - NCR	66,826	66,826	15,091	17,479	15,368	16,940	64,877	15,096	17,479	15,368	16,935	64,877	-	1,949	-
Quezon City															
PS	61,669	61,669	13,814	16,183	14,074	15,649	59,720	13,819	16,183	14,074	15,644	59,720	-	1,949	-
MOOE	5,157	5,157	1,277	1,295	1,294	1,290	5,157	1,277	1,295	1,294	1,290	5,157	-	-	-
Regional Office I	33,024	33,024	7,380	8,397	9,127	8,119	33,024	6,829	8,411	9,056	8,728	33,024	-	-	-
San Fernando City, La Union															
PS	28,487	28,487	6,354	7,479	7,371	7,283	28,487	6,338	7,495	7,337	7,316	28,487	-	-	-
MOOE	3,606	3,606	1,026	918	825	837	3,606	491	915	821	1,378	3,606	-	-	-
CO	931	931	-	-	931	-	931	-	-	898	33	931	-	-	-
Regional Office - CAR	18,853	18,853	4,435	4,386	4,505	5,355	18,681	4,435	4,386	4,505	4,521	17,847	-	172	834
Baguio City															
PS	16,853	16,853	3,855	3,988	4,174	4,674	16,691	3,855	3,988	4,174	4,191	16,208	-	162	483
MOOE	2,000	2,000	580	398	330	681	1,989	580	398	330	330	1,639	-	11	351
Regional Office II	23,291	23,291	4,953	5,509	6,509	6,321	23,291	4,819	5,546	5,749	7,161	23,276	-	c	16
Tuguegarao City															
PS	20,051	20,051	4,263	5,025	5,137	5,626	20,051	4,158	5,055	4,409	6,414	20,036	-	c	16
MOOE	2,309	2,309	690	483	441	694	2,309	661	491	409	747	2,309	-	c	-
CO	931	931	-	-	931	-	931	-	-	931	-	931	-	-	-
Regional Office III	42,241	42,241	9,424	10,061	9,152	13,466	42,103	9,420	10,047	9,142	13,493	42,103	-	138	-
San Fernando City, Pampanga															
PS	37,505	37,505	7,989	9,118	8,313	12,085	37,505	7,982	9,118	8,290	12,116	37,505	-	-	-
MOOE	4,736	4,736	1,434	943	838	1,381	4,597	1,439	930	852	1,377	4,597	-	138	-
Regional Office IV	60,710	60,710	14,659	17,255	11,251	17,546	60,710	13,851	15,105	14,560	17,194	60,710	-	-	-
Calamba City															
PS	52,958	52,958	12,727	15,776	9,877	14,577	52,958	12,652	13,481	13,029	13,795	52,958	-	-	-
MOOE	7,752	7,752	1,931	1,478	1,374	2,969	7,752	1,199	1,624	1,531	3,399	7,752	-	-	-
Regional Office V	28,049	28,049	5,724	8,101	7,066	7,158	28,049	5,384	6,121	6,245	10,214	27,964	-	-	85
Naga City															
PS	24,935	24,935	4,883	6,319	6,632	7,101	24,935	4,615	5,305	4,780	10,235	24,935	-	-	-
MOOE	2,183	2,183	840	851	435	58	2,183	770	816	534	(21)	2,098	-	-	85
CO	931	931	-	931	-	-	931	-	-	931	-	931	-	-	-

Note: Differences between the totals and the sum of components are due to rounding-off.

NATIONAL GOVERNMENT OF THE REPUBLIC OF THE PHILIPPINES
Statement of Appropriations, Allotments, Obligations, Disbursements and Balances
 By Department/Office/Agency/Province/City
 For Fiscal Year 2014
 (in thousand pesos)

Statement D

Particulars	Appropriations Total	Allotments Total	Obligations					Disbursements					Unreleased Appropriations	Unobligated Allotments	Unpaid Obligations
			1st Qtr	2nd Qtr	3rd Qtr	4th Qtr	Total	1st Qtr	2nd Qtr	3rd Qtr	4th Qtr	Total			
Regional Office VI	41,604	41,604	8,345	10,628	9,644	12,977	41,594	8,345	10,628	9,644	12,977	41,594	-	10	<i>c</i>
Iloilo City															
PS	34,748	34,748	7,148	8,511	8,169	10,910	34,738	7,148	8,511	8,169	10,910	34,738	-	10	<i>c</i>
MOOE	5,925	5,925	1,197	1,186	1,474	2,067	5,925	1,197	1,186	1,474	2,067	5,925	-	-	-
CO	931	931	-	931	-	-	931	-	931	-	-	931	-	-	-
Regional Office VII	53,776	53,776	12,110	12,001	10,534	15,845	50,491	11,048	12,108	11,236	15,120	49,513	-	3,285	977
Cebu City															
PS	48,340	48,340	10,642	11,000	9,279	14,243	45,164	9,925	11,032	9,877	13,353	44,187	-	3,177	977
MOOE	5,436	5,436	1,468	1,001	1,255	1,603	5,327	1,124	1,077	1,359	1,767	5,327	-	109	-
Regional Office VIII	30,785	30,785	6,768	8,088	7,318	8,207	30,380	6,768	8,088	7,318	8,207	30,380	-	405	-
Tacloban City															
PS	28,110	28,110	6,079	7,466	6,602	7,577	27,724	6,079	7,466	6,602	7,577	27,724	-	386	-
MOOE	2,675	2,675	688	622	716	630	2,656	688	622	716	630	2,656	-	19	-
Regional Office IX	22,666	22,666	4,693	5,580	5,207	7,185	22,666	4,691	5,369	4,836	7,770	22,666	-	-	-
Pagadian City															
PS	20,042	20,042	4,129	4,833	4,519	6,562	20,042	4,129	4,786	4,133	6,994	20,042	-	-	-
MOOE	2,624	2,624	564	748	688	624	2,624	562	583	703	776	2,624	-	-	-
Regional Office X	29,387	29,387	6,520	7,611	6,778	8,396	29,306	6,452	7,614	6,816	8,330	29,212	-	81	94
Cagayan De Oro City															
PS	26,224	26,224	5,694	6,798	5,943	7,744	26,179	5,694	6,798	5,943	7,650	26,085	-	45	94
MOOE	3,163	3,163	826	813	836	652	3,127	758	817	873	680	3,127	-	36	-
Regional Office XI	26,702	26,702	5,991	6,784	6,537	7,384	26,697	5,990	6,785	6,115	7,797	26,688	-	5	9
Davao City															
PS	24,106	24,106	5,358	6,072	5,935	6,735	24,101	5,357	6,073	5,513	7,151	24,095	-	5	6
MOOE	2,596	2,596	633	712	602	649	2,596	633	712	602	646	2,594	-	<i>c</i>	2
Regional Office XII	18,865	18,865	4,147	5,296	3,552	5,477	18,472	4,082	5,239	3,673	5,224	18,219	-	393	253
Koronadal City															
PS	15,334	15,334	3,279	3,989	2,890	4,784	14,942	3,253	3,893	3,012	4,531	14,689	-	392	253
MOOE	3,531	3,531	868	1,307	661	693	3,530	829	1,346	661	693	3,530	-	1	-
Regional Office XIII	15,585	15,585	3,616	3,889	3,565	4,492	15,562	3,482	3,880	3,614	4,586	15,562	-	23	-
Butuan City															
PS	13,582	13,582	3,115	3,388	3,064	3,991	13,559	3,115	3,388	3,084	3,971	13,559	-	23	-
MOOE	2,003	2,003	501	501	501	501	2,003	367	491	530	614	2,003	-	<i>c</i>	-

Note: Differences between the totals and the sum of components are due to rounding-off.

NATIONAL GOVERNMENT OF THE REPUBLIC OF THE PHILIPPINES
Statement of Appropriations, Allotments, Obligations, Disbursements and Balances

Statement D

By Department/Office/Agency/Province/City
For Fiscal Year 2014
(in thousand pesos)

Particulars	Appropriations Total	Allotments Total	Obligations					Disbursements					Unreleased Appropriations	Unobligated Allotments	Unpaid Obligations	
			1st Qtr	2nd Qtr	3rd Qtr	4th Qtr	Total	1st Qtr	2nd Qtr	3rd Qtr	4th Qtr	Total				
Presidential Commission on																
Good Government	140,179	140,179	25,543	31,009	28,713	40,167	125,432	24,505	31,930	26,477	35,817	118,729	-	14,746	6,704	
NCR - Mandaluyong City																
PS	64,358	64,358	12,743	15,079	14,133	18,940	60,894	12,145	15,746	14,103	18,196	60,190	-	3,464	705	
MOOE	75,821	75,821	12,800	15,930	14,580	21,227	64,538	12,360	16,184	12,374	17,621	58,539	-	11,283	5,999	
Public Attorneys Office	1,971,795	1,971,795	452,987	518,417	476,709	523,682	1,971,795	452,987	518,415	476,704	523,658	1,971,764	-	<i>c</i>	31	
NCR - Quezon City																
PS	1,875,975	1,875,975	426,612	491,246	445,530	512,587	1,875,975	426,612	491,243	445,525	512,563	1,875,944	-	<i>c</i>	31	
MOOE	92,120	92,120	26,374	27,171	27,479	11,095	92,120	26,374	27,171	27,479	11,095	92,120	-	-	-	
CO	3,700	3,700	-	-	3,700	-	3,700	-	-	3,700	-	3,700	-	-	-	
DEPARTMENT OF LABOR AND EMPLOYMENT																
TOTAL	14,061,402	14,059,402	2,095,703	3,094,949	3,328,573	3,910,794	12,430,020	1,669,725	2,802,005	3,292,348	3,749,098	11,513,176	2,000	1,629,382	916,844	
PS	4,487,222	4,487,222	960,811	1,081,896	987,038	1,311,939	4,341,685	906,643	1,065,230	980,944	1,290,306	4,243,123	-	145,537	98,562	
MOOE	8,868,745	8,866,745	1,110,785	1,977,939	2,306,550	2,558,543	7,953,817	753,190	1,703,062	2,275,428	2,430,063	7,161,743	2,000	912,928	792,074	
CO	705,435	705,435	24,107	35,114	34,985	40,313	134,518	9,892	33,713	35,977	28,728	108,310	-	570,917	26,208	
Office of the Secretary	5,591,730	5,591,730	862,009	1,320,519	1,514,483	1,444,158	5,141,169	685,058	1,205,531	1,610,731	1,384,508	4,885,827	-	450,560	255,342	
PS	1,342,417	1,342,417	318,954	299,309	286,434	373,362	1,278,059	281,736	304,070	285,379	340,199	1,211,383	-	64,357	66,676	
MOOE	4,213,005	4,213,005	540,878	1,014,108	1,222,930	1,052,387	3,830,303	401,263	897,388	1,318,445	1,025,342	3,642,438	-	382,703	187,865	
CO	36,308	36,308	2,177	7,102	5,119	18,409	32,807	2,060	4,073	6,907	18,966	32,006	-	3,500	801	
NCR	1,740,212	1,740,212	357,483	429,625	343,887	400,342	1,531,336	247,338	421,302	349,180	375,154	1,392,974	-	208,876	138,362	
PS	710,017	710,017	185,754	145,477	146,569	184,704	662,504	148,515	150,406	145,720	174,447	619,088	-	47,512	43,417	
MOOE	1,019,389	1,019,389	171,612	283,002	197,019	207,269	858,902	98,823	270,780	203,374	191,339	764,315	-	160,487	94,587	
CO	10,807	10,807	117	1,145	299	8,369	9,931	-	116	87	9,369	9,572	-	876	359	
Central Office	1,219,906	1,219,906	292,165	260,427	227,775	241,005	1,021,371	205,530	260,398	227,562	225,923	919,413	-	198,535	101,958	
NCR - Manila																
PS	532,817	532,817	150,347	102,695	108,079	124,440	485,561	118,117	102,695	108,079	124,440	453,331	-	47,256	32,229	
MOOE	677,282	677,282	141,702	157,587	119,397	108,195	526,880	87,412	157,587	119,397	93,114	457,510	-	150,402	69,370	
CO	9,807	9,807	117	145	299	8,369	8,931	-	116	87	8,369	8,572	-	876	359	
Regional Office - NCR	520,306	520,306	65,318	169,198	116,112	159,337	509,965	41,808	160,904	121,618	149,231	473,561	-	10,341	36,404	
Manila																
PS	177,200	177,200	35,408	42,782	38,490	60,264	176,944	30,398	47,711	37,641	50,006	165,756	-	256	11,187	
MOOE	342,107	342,107	29,910	125,416	77,622	99,073	332,021	11,410	113,193	83,977	98,225	306,805	-	10,085	25,217	
CO	1,000	1,000	-	1,000	-	-	1,000	-	-	-	1,000	1,000	-	-	-	

Note: Differences between the totals and the sum of components are due to rounding-off.

NATIONAL GOVERNMENT OF THE REPUBLIC OF THE PHILIPPINES
Statement of Appropriations, Allotments, Obligations, Disbursements and Balances
 By Department/Office/Agency/Province/City
 For Fiscal Year 2014
 (in thousand pesos)

Statement D

Particulars	Appropriations Total	Allotments Total	Obligations					Disbursements					Unreleased Appropriations	Unobligated Allotments	Unpaid Obligations
			1st Qtr	2nd Qtr	3rd Qtr	4th Qtr	Total	1st Qtr	2nd Qtr	3rd Qtr	4th Qtr	Total			
Regional Office 1	164,324	164,324	14,758	33,655	50,844	55,840	155,097	14,758	32,693	49,479	54,888	151,819	-	9,228	3,278
San Fernando City															
PS	41,405	41,405	8,922	10,128	8,591	13,761	41,402	8,922	10,026	8,596	10,815	38,359	-	3	3,043
MOOE	121,890	121,890	5,836	23,526	41,435	41,870	112,668	5,836	22,668	40,064	44,073	112,642	-	9,222	26
CO	1,030	1,030	-	-	819	209	1,027	-	-	819	-	819	-	2	209
Regional Office - CAR	127,575	127,575	23,045	33,225	46,412	22,040	124,722	23,018	33,252	46,412	20,252	122,934	-	2,853	1,788
Baguio City															
PS	30,532	30,532	6,002	8,991	7,161	7,824	29,979	5,975	9,018	7,161	6,866	29,021	-	553	958
MOOE	94,043	94,043	17,043	24,234	36,250	14,215	91,743	17,043	24,234	36,250	13,386	90,913	-	2,300	830
CO	3,000	3,000	-	-	3,000	-	3,000	-	-	3,000	-	3,000	-	-	-
Regional Office II	187,501	187,501	18,629	57,986	38,412	61,059	176,085	18,629	57,985	38,412	59,375	174,401	-	11,416	1,685
Tuguegarao City															
PS	41,764	41,764	8,931	10,516	8,744	13,554	41,745	8,931	10,516	8,744	12,174	40,366	-	19	1,380
MOOE	143,737	143,737	9,697	45,470	29,668	47,505	132,340	9,697	45,469	29,668	47,201	132,035	-	11,397	305
CO	2,000	2,000	-	2,000	-	-	2,000	-	2,000	-	-	2,000	-	-	-
Regional Office III	275,867	275,867	29,908	64,847	96,791	81,518	273,064	29,908	64,847	95,915	81,082	271,752	-	2,804	1,311
San Fernando, Pampanga															
PS	68,084	68,084	13,277	16,639	17,412	20,756	68,084	13,277	16,639	17,028	20,032	66,977	-	-	1,107
MOOE	206,784	206,784	16,631	47,248	79,379	60,722	203,980	16,631	47,248	78,887	61,010	203,775	-	2,804	204
CO	1,000	1,000	-	960	-	40	1,000	-	960	-	40	1,000	-	-	-
Regional Office IV-A	310,910	310,910	58,207	85,420	86,364	69,730	299,722	31,530	67,125	115,367	83,551	297,573	-	11,189	2,149
Laguna															
PS	65,218	65,218	14,293	16,427	13,536	20,834	65,089	14,293	16,427	13,521	18,769	63,009	-	130	2,080
MOOE	244,692	244,692	43,915	68,993	71,855	48,897	233,660	17,237	50,698	100,874	64,782	233,591	-	11,032	69
CO	1,000	1,000	-	-	973	-	973	-	-	973	-	973	-	27	-
Regional Office IV-B	182,461	182,461	22,507	23,655	47,506	80,139	173,807	8,189	27,246	37,273	97,112	169,820	-	8,653	3,987
Calapan City															
PS	22,354	22,354	4,181	4,799	4,189	8,353	21,521	4,181	4,799	4,189	8,143	21,311	-	833	210
MOOE	158,077	158,077	18,326	18,857	43,317	69,761	150,261	4,008	22,448	33,085	86,944	146,484	-	7,816	3,777
CO	2,030	2,030	-	-	-	2,025	2,025	-	-	-	2,025	2,025	-	4	-
Regional Office V	243,489	243,489	31,806	52,526	72,111	67,071	223,514	31,806	52,526	72,111	59,633	216,077	-	19,975	7,438
Legazpi City															
PS	38,354	38,354	8,402	8,941	8,901	12,038	38,283	8,402	8,941	8,901	12,038	38,283	-	71	-
MOOE	204,735	204,735	23,404	43,585	63,210	55,033	185,231	23,404	43,585	63,210	47,595	177,794	-	19,503	7,438
CO	400	400	-	-	-	-	-	-	-	-	-	-	-	400	-

Note: Differences between the totals and the sum of components are due to rounding-off.

NATIONAL GOVERNMENT OF THE REPUBLIC OF THE PHILIPPINES
Statement of Appropriations, Allotments, Obligations, Disbursements and Balances
 By Department/Office/Agency/Province/City
 For Fiscal Year 2014
 (in thousand pesos)

Statement D

Particulars	Appropriations Total	Allotments Total	Obligations					Disbursements					Unreleased Appropriations	Unobligated Allotments	Unpaid Obligations
			1st Qtr	2nd Qtr	3rd Qtr	4th Qtr	Total	1st Qtr	2nd Qtr	3rd Qtr	4th Qtr	Total			
Regional Office VI	489,504	489,504	43,440	29,607	322,050	93,325	488,422	42,793	72,671	277,106	93,328	485,899	-	1,082	2,523
Iloilo City															
PS	49,627	49,627	10,771	12,289	11,962	14,605	49,627	10,771	12,289	11,962	14,605	49,627	-	-	-
MOOE	438,816	438,816	32,609	17,318	310,088	78,720	438,735	31,963	60,383	265,144	78,723	436,212	-	81	2,523
CO	1,060	1,060	60	-	-	-	60	60	-	-	-	60	-	1,001	-
Regional Office VII	498,351	498,351	83,611	93,536	142,689	145,281	465,116	79,320	79,297	168,101	84,827	411,545	-	33,235	53,571
Cebu City															
PS	48,112	48,112	9,742	10,903	12,573	14,752	47,970	9,851	10,793	12,706	5,153	38,503	-	143	9,467
MOOE	450,239	450,239	73,869	82,633	130,116	130,529	417,146	69,469	68,503	155,396	79,674	373,042	-	33,092	44,104
Regional Office VIII	397,598	397,598	27,314	138,702	22,183	115,644	303,842	27,090	52,924	100,386	96,802	277,202	-	93,755	26,641
Tacloban City															
PS	36,335	36,335	6,814	8,436	7,296	10,561	33,107	6,814	8,436	7,296	10,065	32,611	-	3,228	496
MOOE	352,342	352,342	20,500	128,266	14,887	99,331	262,984	20,276	44,488	91,091	81,218	237,073	-	89,358	25,911
CO	8,921	8,921	-	1,999	-	5,752	7,752	-	-	1,999	5,519	7,518	-	1,169	234
Regional Office IX	171,556	171,556	34,663	56,273	38,312	40,497	169,745	24,591	47,482	46,883	45,173	164,130	-	1,811	5,615
Zamboanga City															
PS	38,719	38,719	8,442	9,324	7,759	13,152	38,677	8,442	9,324	7,759	10,225	35,751	-	41	2,927
MOOE	131,837	131,837	26,221	45,951	30,553	27,345	130,071	16,150	37,160	39,124	34,948	127,382	-	1,767	2,688
CO	1,000	1,000	-	997	-	-	997	-	997	-	-	997	-	3	-
Regional Office X	273,239	273,239	45,430	63,526	80,757	83,527	273,239	45,430	43,229	76,952	107,629	273,239	-	-	-
Cagayan de Oro City															
PS	39,422	39,422	10,502	10,747	9,391	8,782	39,422	10,502	10,719	9,455	8,746	39,422	-	-	-
MOOE	233,817	233,817	34,927	52,779	71,365	74,745	233,817	34,927	32,511	67,496	98,883	233,817	-	-	-
Regional Office XI	195,515	195,515	27,686	54,316	52,905	52,763	187,671	25,195	49,827	57,616	50,250	182,888	-	7,844	4,783
Davao City															
PS	49,007	49,007	10,499	11,889	10,234	16,385	49,007	10,467	11,921	10,234	14,793	47,415	-	c	1,592
MOOE	144,478	144,478	15,187	42,427	42,643	36,378	136,635	12,727	37,906	47,354	35,457	133,445	-	7,843	3,191
CO	2,030	2,030	2,000	-	29	-	2,029	2,000	-	29	-	2,029	-	1	-
Regional Office XII	184,802	184,802	21,799	74,571	43,320	23,144	162,834	14,556	74,585	49,571	24,123	162,834	-	21,968	-
Cotabato City															
PS	32,152	32,152	7,684	8,797	7,747	7,923	32,152	7,654	8,811	7,737	7,950	32,152	-	-	-
MOOE	152,650	152,650	14,115	65,774	35,573	15,221	130,682	6,901	65,774	41,834	16,173	130,682	-	21,968	-

Note: Differences between the totals and the sum of components are due to rounding-off.

NATIONAL GOVERNMENT OF THE REPUBLIC OF THE PHILIPPINES
Statement of Appropriations, Allotments, Obligations, Disbursements and Balances
 By Department/Office/Agency/Province/City
 For Fiscal Year 2014
 (in thousand pesos)

Statement D

Particulars	Appropriations Total	Allotments Total	Obligations					Disbursements					Unreleased Appropriations	Unobligated Allotments	Unpaid Obligations
			1st Qtr	2nd Qtr	3rd Qtr	4th Qtr	Total	1st Qtr	2nd Qtr	3rd Qtr	4th Qtr	Total			
Regional Office XIII	148,825	148,825	21,722	29,049	29,941	52,238	132,952	20,908	28,539	29,964	51,329	130,741	-	15,873	2,211
Butuan City															
PS	31,315	31,315	4,737	5,005	4,370	5,378	19,491	4,737	5,005	4,370	5,378	19,491	-	11,824	-
MOOE	115,480	115,480	16,985	24,044	25,572	44,847	111,448	16,171	23,534	25,594	43,937	109,237	-	4,033	2,211
CO	2,030	2,030	-	-	-	2,013	2,013	-	-	-	2,013	2,013	-	17	-
Institute for Labor Studies	31,043	31,043	6,630	6,656	6,152	7,786	27,223	6,182	6,588	5,838	6,971	25,578	-	3,820	1,645
NCR - Manila															
PS	22,462	22,462	5,096	4,733	4,491	5,545	19,864	5,084	4,733	4,491	5,557	19,864	-	2,598	-
MOOE	8,581	8,581	1,534	1,923	1,661	2,242	7,359	1,098	1,855	1,347	1,414	5,714	-	1,222	1,645
National Conciliation and Mediation Board	210,362	210,362	36,869	44,914	54,985	50,822	187,590	36,865	44,417	54,252	49,893	185,427	-	22,772	2,163
NCR - Manila															
PS	114,793	114,793	24,363	29,249	28,776	31,856	114,244	24,358	29,254	28,767	31,763	114,142	-	549	102
MOOE	73,259	73,259	11,748	14,128	14,468	18,121	58,464	11,758	14,087	14,442	16,117	56,404	-	14,795	2,060
CO	22,309	22,309	758	1,537	11,741	845	14,882	749	1,076	11,043	2,013	14,882	-	7,428	-
National Labor Relations Commission	851,662	851,662	161,594	201,643	203,834	284,059	851,131	152,949	193,557	201,988	281,618	830,113	-	532	21,018
PS	703,941	703,941	127,649	169,528	166,597	239,778	703,551	124,674	164,165	171,779	238,724	699,342	-	390	4,209
MOOE	142,964	142,964	33,865	31,731	34,812	42,429	142,837	28,196	29,007	27,784	41,046	126,032	-	127	16,805
CO	4,757	4,757	80	385	2,425	1,852	4,742	80	385	2,425	1,849	4,739	-	15	4
Central Office	632,327	632,327	116,584	151,218	152,222	212,294	632,319	107,944	143,214	150,346	209,856	611,360	-	8	20,959
NCR - Quezon City															
PS	528,314	528,314	91,227	128,724	124,325	184,037	528,314	88,225	123,418	129,491	183,009	524,143	-	c	4,171
MOOE	100,110	100,110	25,353	22,255	25,497	27,005	100,110	19,715	19,557	18,454	25,599	83,325	-	-	16,785
CO	3,904	3,904	4	239	2,400	1,252	3,895	4	239	2,400	1,249	3,892	-	8	4
Regional Office I	9,595	9,595	2,115	2,352	2,222	2,905	9,595	2,115	2,352	2,222	2,905	9,595	-	c	-
San Fernando City															
PS	6,954	6,954	1,525	1,783	1,652	1,994	6,954	1,525	1,783	1,652	1,994	6,954	-	c	-
MOOE	2,580	2,580	590	569	569	850	2,580	590	569	569	850	2,580	-	c	-
CO	61	61	-	-	-	61	61	-	-	-	61	61	-	c	-
Regional Office - CAR	10,695	10,695	2,460	2,701	2,532	2,998	10,691	2,460	2,701	2,532	2,998	10,691	-	4	-
Baguio City															
PS	8,940	8,940	2,093	2,335	2,164	2,344	8,937	2,093	2,335	2,164	2,344	8,937	-	3	-
MOOE	1,755	1,755	367	366	368	653	1,754	367	366	368	653	1,754	-	1	-

Note: Differences between the totals and the sum of components are due to rounding-off.

NATIONAL GOVERNMENT OF THE REPUBLIC OF THE PHILIPPINES
Statement of Appropriations, Allotments, Obligations, Disbursements and Balances
 By Department/Office/Agency/Province/City
 For Fiscal Year 2014
 (in thousand pesos)

Statement D

Particulars	Appropriations Total	Allotments Total	Obligations					Disbursements					Unreleased Appropriations	Unobligated Allotments	Unpaid Obligations
			1st Qtr	2nd Qtr	3rd Qtr	4th Qtr	Total	1st Qtr	2nd Qtr	3rd Qtr	4th Qtr	Total			
Regional Office II	13,433	13,433	2,794	3,065	3,330	4,215	13,404	2,794	3,065	3,330	4,215	13,404	-	29	-
Tuguegarao City															
PS	11,663	11,663	2,417	2,659	3,031	3,556	11,663	2,417	2,659	3,031	3,556	11,663	-	<i>c</i>	-
MOOE	1,709	1,709	377	406	299	601	1,682	377	406	299	601	1,682	-	27	-
CO	61	61	-	-	-	59	59	-	-	-	59	59	-	2	-
Regional Office III	17,978	17,978	3,955	4,330	4,332	5,359	17,978	3,955	4,330	4,332	5,359	17,978	-	<i>c</i>	-
San Fernando, Pampanga															
PS	13,780	13,780	3,097	3,472	3,317	3,894	13,780	3,097	3,472	3,317	3,894	13,780	-	<i>c</i>	-
MOOE	4,105	4,105	858	858	1,016	1,373	4,105	858	858	1,016	1,373	4,105	-	<i>c</i>	-
CO	93	93	-	-	-	93	93	-	-	-	93	93	-	-	-
Regional Office IV	15,496	15,496	1,006	999	4,670	8,804	15,478	1,006	999	4,670	8,804	15,478	-	18	-
Laguna															
PS	10,823	10,823	-	-	3,659	7,152	10,811	-	-	3,659	7,152	10,811	-	11	-
MOOE	4,673	4,673	1,006	999	1,010	1,652	4,667	1,006	999	1,010	1,652	4,667	-	6	-
Regional Office V	11,102	11,102	2,400	2,751	2,597	3,354	11,102	2,396	2,750	2,591	3,365	11,102	-	-	-
Legazpi City															
PS	8,975	8,975	1,970	2,259	2,134	2,612	8,975	1,970	2,259	2,134	2,612	8,975	-	-	-
MOOE	2,127	2,127	430	492	463	742	2,127	426	492	457	753	2,127	-	-	-
Regional Office VI	24,686	24,686	5,578	6,179	5,428	7,480	24,665	5,570	6,171	5,462	7,434	24,637	-	21	28
Iloilo City															
PS	20,710	20,710	4,818	5,383	4,687	5,801	20,690	4,818	5,370	4,700	5,774	20,662	-	20	28
MOOE	3,920	3,920	760	796	741	1,624	3,920	752	801	762	1,605	3,920	-	<i>c</i>	<i>c</i>
CO	56	56	-	-	-	55	55	-	-	-	55	55	-	1	<i>c</i>
Regional Office VII	37,119	37,119	7,602	8,760	8,269	12,201	36,831	7,602	8,760	8,269	12,201	36,831	-	288	-
Cebu City															
PS	29,735	29,735	6,380	6,950	6,434	9,733	29,498	6,380	6,950	6,434	9,733	29,498	-	237	-
MOOE	7,323	7,323	1,185	1,810	1,809	2,467	7,272	1,185	1,810	1,809	2,467	7,272	-	51	-
CO	61	61	36	-	25	-	61	36	-	25	-	61	-	<i>c</i>	-
Regional Office VIII	10,007	10,007	1,634	2,884	2,325	3,066	9,909	1,642	2,811	2,328	3,129	9,909	-	98	-
Tacloban City															
PS	8,099	8,099	1,431	2,222	2,025	2,355	8,033	1,458	2,179	2,028	2,367	8,033	-	66	-
MOOE	1,625	1,625	204	515	300	578	1,597	184	485	300	628	1,597	-	29	-
CO	283	283	-	147	-	133	280	-	147	-	133	280	-	3	-

Note: Differences between the totals and the sum of components are due to rounding-off.

NATIONAL GOVERNMENT OF THE REPUBLIC OF THE PHILIPPINES
Statement of Appropriations, Allotments, Obligations, Disbursements and Balances
 By Department/Office/Agency/Province/City
 For Fiscal Year 2014
 (in thousand pesos)

Statement D

Particulars	Appropriations Total	Allotments Total	Obligations					Disbursements					Unreleased Appropriations	Unobligated Allotments	Unpaid Obligations
			1st Qtr	2nd Qtr	3rd Qtr	4th Qtr	Total	1st Qtr	2nd Qtr	3rd Qtr	4th Qtr	Total			
Regional Office IX	10,015	10,015	2,175	2,389	2,271	3,168	10,003	2,175	2,389	2,271	3,168	10,002	-	12	<i>c</i>
Zamboanga City															
PS	8,227	8,227	1,795	2,051	1,967	2,413	8,227	1,795	2,051	1,967	2,413	8,226	-	-	<i>c</i>
MOOE	1,748	1,748	339	338	304	755	1,736	339	338	304	755	1,736	-	12	-
CO	40	40	40	-	-	-	40	40	-	-	-	40	-	-	-
Regional Office X	17,399	17,399	4,203	4,023	3,930	5,242	17,398	4,203	4,023	3,930	5,223	17,379	-	1	20
Cagayan de Oro City															
PS	14,325	14,325	3,563	3,415	3,229	4,117	14,324	3,563	3,415	3,229	4,117	14,324	-	1	-
MOOE	3,028	3,028	640	608	700	1,080	3,028	640	608	700	1,060	3,008	-	<i>c</i>	20
CO	46	46	-	-	-	46	46	-	-	-	46	46	-	-	<i>c</i>
Regional Office XI	20,253	20,253	4,555	4,903	4,640	6,152	20,251	4,555	4,903	4,640	6,152	20,251	-	2	-
Davao City															
PS	16,167	16,167	3,657	4,019	3,754	4,735	16,164	3,657	4,019	3,754	4,735	16,164	-	2	-
MOOE	4,045	4,045	899	884	886	1,376	4,045	899	884	886	1,376	4,045	-	<i>c</i>	-
CO	41	41	-	-	-	41	41	-	-	-	41	41	-	-	-
Regional Office XII	13,009	13,009	2,786	3,081	3,028	4,111	13,006	2,786	3,081	3,028	4,111	13,006	-	3	-
Koronadal City															
PS	10,453	10,453	2,291	2,610	2,542	3,007	10,450	2,291	2,610	2,542	3,007	10,450	-	3	-
MOOE	2,444	2,444	495	471	486	992	2,444	495	471	486	992	2,444	-	<i>c</i>	-
CO	112	112	-	-	-	112	112	-	-	-	112	112	-	-	-
Regional Office XIII	8,548	8,548	1,747	2,007	2,039	2,708	8,502	1,747	2,007	2,039	2,698	8,492	-	47	10
Butuan City															
PS	6,778	6,778	1,384	1,644	1,676	2,027	6,731	1,384	1,644	1,676	2,017	6,721	-	47	10
MOOE	1,771	1,771	363	363	363	682	1,770	363	363	363	681	1,770	-	<i>c</i>	<i>c</i>
National Maritime Polytechnic	102,315	102,315	9,285	12,002	15,572	32,075	68,934	8,416	11,477	14,921	16,268	51,082	-	33,381	17,852
Region VIII - Tacloban City															
PS	34,061	34,061	5,337	5,867	5,809	12,380	29,393	4,880	5,437	5,234	10,163	25,714	-	4,668	3,679
MOOE	39,370	39,370	3,919	6,087	7,370	8,768	26,144	3,509	5,995	7,422	6,033	22,959	-	13,226	3,185
CO	28,885	28,885	29	48	2,393	10,927	13,397	27	45	2,265	72	2,409	-	15,488	10,988
National Wages and Productivity Commission	175,404	175,404	45,624	44,634	36,515	40,105	166,878	43,238	42,860	36,398	40,652	163,149	-	8,526	3,729
PS	112,909	112,909	26,618	28,411	25,248	27,577	107,855	26,263	28,766	25,248	27,577	107,855	-	5,054	-
MOOE	58,495	58,495	15,346	16,034	11,160	12,505	55,045	13,347	13,878	11,044	13,052	51,321	-	3,450	3,724
CO	4,000	4,000	3,660	189	107	22	3,978	3,628	216	107	22	3,974	-	22	5

Note: Differences between the totals and the sum of components are due to rounding-off.

NATIONAL GOVERNMENT OF THE REPUBLIC OF THE PHILIPPINES
Statement of Appropriations, Allotments, Obligations, Disbursements and Balances

Statement D

By Department/Office/Agency/Province/City
 For Fiscal Year 2014
 (in thousand pesos)

Particulars	Appropriations Total	Allotments Total	Obligations					Disbursements					Unreleased Appropriations	Unobligated Allotments	Unpaid Obligations
			1st Qtr	2nd Qtr	3rd Qtr	4th Qtr	Total	1st Qtr	2nd Qtr	3rd Qtr	4th Qtr	Total			
NCR	80,283	80,283	23,526	20,550	14,266	13,939	72,281	21,395	19,063	14,080	14,181	68,719	-	8,002	3,562
PS	50,323	50,323	12,834	12,238	10,394	9,894	45,359	12,509	12,563	10,394	9,894	45,359	-	4,964	-
MOOE	27,460	27,460	8,192	8,312	3,872	4,045	24,422	6,413	6,473	3,687	4,287	20,860	-	3,038	3,562
CO	2,500	2,500	2,500	-	-	-	2,500	2,472	27	-	-	2,499	-	-	1
Central Office	73,025	73,025	21,642	18,653	12,484	12,248	65,028	19,576	17,250	12,484	12,248	61,558	-	7,997	3,470
Manila															
PS	44,912	44,912	11,470	10,724	9,150	8,608	39,953	11,145	11,049	9,150	8,608	39,953	-	4,959	-
MOOE	25,712	25,712	7,772	7,929	3,334	3,640	22,675	6,030	6,200	3,334	3,640	19,205	-	3,037	3,470
CO	2,400	2,400	2,400	-	-	-	2,400	2,400	-	-	-	2,400	-	-	-
Regional Office - NCR	7,259	7,259	1,884	1,897	1,782	1,691	7,254	1,819	1,813	1,596	1,933	7,161	-	5	92
Manila															
PS	5,411	5,411	1,364	1,513	1,243	1,286	5,406	1,364	1,513	1,243	1,286	5,406	-	5	-
MOOE	1,748	1,748	420	384	538	405	1,747	383	273	353	647	1,655	-	1	92
CO	100	100	100	-	-	-	100	72	27	-	-	99	-	-	1
Regional Office I	6,494	6,494	1,626	1,526	1,361	1,980	6,493	1,622	1,516	1,349	1,923	6,410	-	1	84
San Fernando City															
PS	4,356	4,356	896	1,055	1,010	1,396	4,356	896	1,055	1,010	1,396	4,356	-	<i>c</i>	-
MOOE	2,038	2,038	630	472	351	584	2,038	630	462	339	527	1,958	-	<i>c</i>	80
CO	100	100	100	-	-	-	100	96	-	-	-	96	-	-	4
Regional Office - CAR	6,202	6,202	1,608	1,522	1,390	1,680	6,201	1,603	1,522	1,390	1,663	6,179	-	1	22
Baguio City															
PS	4,324	4,324	1,034	996	995	1,299	4,324	1,034	996	995	1,299	4,324	-	<i>c</i>	-
MOOE	1,778	1,778	474	526	396	381	1,777	469	526	396	365	1,756	-	1	22
CO	100	100	100	-	-	-	100	100	-	-	-	100	-	-	-
Regional Office II	6,054	6,054	1,283	1,453	1,377	1,941	6,053	1,283	1,453	1,377	1,941	6,053	-	<i>c</i>	-
Tuguegarao City															
PS	4,341	4,341	944	1,124	1,013	1,259	4,340	944	1,124	1,013	1,259	4,340	-	<i>c</i>	-
MOOE	1,613	1,613	246	329	364	674	1,613	246	329	364	674	1,613	-	<i>c</i>	-
CO	100	100	92	-	-	8	100	92	-	-	8	100	-	-	-
Regional Office III	7,331	7,331	1,695	2,122	1,769	1,743	7,329	1,695	2,122	1,769	1,743	7,329	-	1	-
San Fernando, Pampanga															
PS	4,936	4,936	1,092	1,420	1,082	1,341	4,935	1,092	1,420	1,082	1,341	4,935	-	<i>c</i>	-
MOOE	2,295	2,295	503	702	687	403	2,295	503	702	687	403	2,295	-	<i>c</i>	-
CO	100	100	100	-	-	-	100	100	-	-	-	100	-	<i>c</i>	-

Note: Differences between the totals and the sum of components are due to rounding-off.

NATIONAL GOVERNMENT OF THE REPUBLIC OF THE PHILIPPINES
Statement of Appropriations, Allotments, Obligations, Disbursements and Balances

Statement D

By Department/Office/Agency/Province/City
For Fiscal Year 2014
(in thousand pesos)

Particulars	Appropriations Total	Allotments Total	Obligations					Disbursements					Unreleased Appropriations	Unobligated Allotments	Unpaid Obligations
			1st Qtr	2nd Qtr	3rd Qtr	4th Qtr	Total	1st Qtr	2nd Qtr	3rd Qtr	4th Qtr	Total			
Regional Office IV-A	6,893	6,893	1,552	1,780	1,667	1,890	6,889	1,552	1,780	1,667	1,890	6,889	-	4	-
Laguna															
PS	4,015	4,015	954	1,087	797	1,177	4,015	954	1,087	797	1,177	4,015	-	<i>c</i>	-
MOOE	2,777	2,777	598	675	792	713	2,777	598	675	792	713	2,777	-	<i>c</i>	-
CO	100	100	-	18	79	-	96	-	18	79	-	96	-	4	-
Regional Office IV-B	5,401	5,401	1,326	1,339	1,255	1,480	5,399	1,326	1,339	1,255	1,480	5,399	-	1	c
Oriental Mindoro															
PS	3,377	3,377	782	893	775	926	3,376	782	893	775	926	3,376	-	<i>c</i>	-
MOOE	1,924	1,924	491	406	480	546	1,924	491	406	480	546	1,924	-	<i>c</i>	<i>c</i>
CO	100	100	53	40	-	7	99	53	40	-	7	99	-	1	-
Regional Office V	6,080	6,080	1,535	1,525	1,608	1,371	6,039	1,535	1,525	1,608	1,371	6,039	-	41	-
Legazpi City															
PS	4,376	4,376	1,151	1,159	1,416	650	4,375	1,151	1,159	1,416	650	4,375	-	<i>c</i>	-
MOOE	1,604	1,604	284	367	192	721	1,564	284	367	192	721	1,564	-	40	-
CO	100	100	100	-	-	-	100	100	-	-	-	100	-	-	-
Regional Office VI	6,799	6,799	1,491	1,761	1,813	1,490	6,555	1,491	1,460	1,813	1,786	6,551	-	243	4
Iloilo City															
PS	4,527	4,527	862	1,134	1,308	1,222	4,526	862	1,134	1,308	1,222	4,526	-	<i>c</i>	-
MOOE	2,172	2,172	530	627	505	268	1,930	530	325	505	565	1,925	-	242	4
CO	100	100	100	-	-	-	100	100	-	-	-	100	-	<i>c</i>	-
Regional Office VII	7,205	7,205	1,764	1,801	1,603	2,019	7,188	1,692	1,835	1,618	2,042	7,188	-	17	-
Cebu City															
PS	4,461	4,461	924	1,144	992	1,400	4,460	894	1,174	992	1,400	4,460	-	<i>c</i>	-
MOOE	2,644	2,644	824	589	611	619	2,643	782	593	626	642	2,643	-	1	-
CO	100	100	16	68	-	-	84	16	68	-	-	84	-	16	-
Regional Office VIII	5,016	5,016	965	1,189	1,263	1,598	5,015	792	1,179	1,329	1,658	4,958	-	1	57
Tacloban City															
PS	3,313	3,313	576	856	806	1,074	3,312	576	856	806	1,074	3,312	-	<i>c</i>	-
MOOE	1,603	1,603	289	332	457	525	1,603	116	323	523	585	1,546	-	<i>c</i>	57
CO	100	100	100	-	-	-	100	100	-	-	-	100	-	-	-
Regional Office IX	6,486	6,486	1,469	1,449	1,303	2,231	6,452	1,469	1,449	1,303	2,231	6,452	-	33	-
Zamboanga City															
PS	4,168	4,168	894	1,070	758	1,445	4,167	894	1,070	758	1,445	4,167	-	<i>c</i>	-
MOOE	2,218	2,218	475	379	545	786	2,185	475	379	545	786	2,185	-	33	-
CO	100	100	100	-	-	-	100	100	-	-	-	100	-	-	-

Note: Differences between the totals and the sum of components are due to rounding-off.

NATIONAL GOVERNMENT OF THE REPUBLIC OF THE PHILIPPINES
Statement of Appropriations, Allotments, Obligations, Disbursements and Balances

Statement D

By Department/Office/Agency/Province/City
 For Fiscal Year 2014
 (in thousand pesos)

Particulars	Appropriations Total	Allotments Total	Obligations					Disbursements					Unreleased Appropriations	Unobligated Allotments	Unpaid Obligations
			1st Qtr	2nd Qtr	3rd Qtr	4th Qtr	Total	1st Qtr	2nd Qtr	3rd Qtr	4th Qtr	Total			
Regional Office X	6,637	6,637	1,277	2,108	1,489	1,682	6,556	1,277	2,108	1,489	1,682	6,556	-	81	-
Cagayan de Oro City															
PS	4,312	4,312	901	1,222	943	1,164	4,231	901	1,222	943	1,164	4,231	-	81	-
MOOE	2,225	2,225	376	821	517	510	2,225	376	821	517	510	2,225	-	<i>c</i>	-
CO	100	100	-	64	28	7	100	-	64	28	7	100	-	<i>c</i>	-
Regional Office XI	7,199	7,199	1,791	1,811	1,586	2,009	7,197	1,791	1,811	1,586	2,009	7,197	-	2	-
Davao City															
PS	4,865	4,865	1,069	1,217	1,098	1,480	4,864	1,069	1,217	1,098	1,480	4,864	-	<i>c</i>	-
MOOE	2,234	2,234	623	594	488	529	2,233	623	594	488	529	2,233	-	1	-
CO	100	100	99	-	-	-	99	99	-	-	-	99	-	1	-
Regional Office XII	5,144	5,144	1,255	1,095	1,188	1,600	5,137	1,255	1,095	1,188	1,600	5,137	-	7	-
Cotabato City															
PS	3,351	3,351	779	759	772	1,035	3,345	779	759	772	1,035	3,345	-	6	-
MOOE	1,693	1,693	376	336	416	564	1,692	376	336	416	564	1,692	-	1	-
CO	100	100	100	-	-	-	100	100	-	-	-	100	-	-	-
Regional Office XIII	6,185	6,185	1,462	1,602	1,576	1,452	6,093	1,462	1,602	1,576	1,452	6,093	-	92	-
Butuan City															
PS	3,868	3,868	927	1,035	1,090	816	3,868	927	1,035	1,090	816	3,868	-	-	-
MOOE	2,217	2,217	435	567	486	636	2,125	435	567	486	636	2,125	-	92	-
CO	100	100	100	-	-	-	100	100	-	-	-	100	-	-	-
Philippine Overseas Employment															
Administration	368,305	368,305	104,624	101,379	81,088	67,958	355,050	81,132	69,832	82,353	92,826	326,142	-	13,255	28,907
NCR - Mandaluyong City															
PS	217,228	217,228	52,479	62,571	48,151	53,933	217,134	50,379	46,852	47,804	55,397	200,433	-	94	16,701
MOOE	139,171	139,171	41,438	38,809	32,967	24,702	137,916	30,752	20,915	34,549	39,494	125,710	-	1,255	12,206
CO	11,906	11,906	10,707	-	(30)	(10,677)	-	-	2,065	-	(2,065)	-	-	11,906	-
Professional Regulations Commission	1,085,843	1,085,843	142,290	142,458	143,203	144,117	572,068	107,311	138,614	132,263	175,424	553,611	-	513,774	18,457
NCR - Manila															
PS	279,071	279,071	62,484	67,027	66,344	70,390	266,245	55,600	68,019	58,459	82,144	264,223	-	12,826	2,022
MOOE	321,547	321,547	79,807	75,432	76,858	72,980	305,077	51,710	70,595	73,803	92,533	288,642	-	16,470	16,435
CO	485,225	485,225	-	-	-	746	746	-	-	-	746	746	-	484,479	-

Note: Differences between the totals and the sum of components are due to rounding-off.

NATIONAL GOVERNMENT OF THE REPUBLIC OF THE PHILIPPINES
Statement of Appropriations, Allotments, Obligations, Disbursements and Balances
 By Department/Office/Agency/Province/City
 For Fiscal Year 2014
 (in thousand pesos)

Statement D

Particulars	Appropriations Total	Allotments Total	Obligations					Disbursements					Unreleased Appropriations	Unobligated Allotments	Unpaid Obligations	
			1st Qtr	2nd Qtr	3rd Qtr	4th Qtr	Total	1st Qtr	2nd Qtr	3rd Qtr	4th Qtr	Total				
Technical Education and Skills																
Development Authority	5,644,738	5,642,738	726,777	1,220,744	1,272,742	1,839,715	5,059,977	548,574	1,089,129	1,153,604	1,700,938	4,492,245	2,000	582,761	567,732	
PS	1,660,340	1,660,340	337,831	415,202	355,188	497,118	1,605,340	333,669	413,934	353,783	498,781	1,600,167	-	55,000	5,172	
MOOE	3,872,353	3,870,353	382,250	779,689	904,324	1,324,409	3,390,672	211,557	649,342	786,592	1,195,032	2,842,523	2,000	479,681	548,149	
CO	112,045	112,045	6,696	25,853	13,230	18,187	63,965	3,348	25,853	13,230	7,125	49,555	-	48,080	14,411	
NCR	1,466,139	1,464,139	222,332	324,257	297,110	218,406	1,062,105	109,134	225,897	214,464	225,470	774,965	2,000	402,035	287,140	
PS	223,870	223,870	38,503	64,550	45,211	74,680	222,944	38,503	64,550	45,211	74,680	222,944	-	926	-	
MOOE	1,179,245	1,177,245	180,481	239,984	241,506	136,003	797,974	70,631	141,624	158,859	149,085	520,199	2,000	379,271	277,774	
CO	63,025	63,025	3,348	19,723	10,393	7,723	41,187	-	19,723	10,393	1,705	31,822	-	21,838	9,366	
Central Office	1,040,432	1,040,432	128,712	207,011	173,354	140,884	649,960	95,364	187,011	158,942	98,607	539,924	-	390,472	110,036	
NCR - Taguig City																
PS	181,130	181,130	30,174	54,997	36,279	59,679	181,130	30,174	54,997	36,279	59,679	181,130	-	c	-	
MOOE	811,302	811,302	95,189	132,290	126,682	79,481	433,642	65,189	112,290	112,270	37,222	326,972	-	377,660	106,670	
CO	48,000	48,000	3,348	19,723	10,393	1,723	35,187	-	19,723	10,393	1,705	31,822	-	12,813	3,366	
Regional Office - NCR	425,707	423,707	93,620	117,246	123,757	77,522	412,145	13,770	38,886	55,521	126,863	235,040	2,000	11,562	177,104	
NCR - Taguig City																
PS	42,739	42,739	8,329	9,553	8,932	15,000	41,813	8,329	9,553	8,932	15,000	41,813	-	926	-	
MOOE	367,943	365,943	85,291	107,693	114,825	56,522	364,331	5,441	29,333	46,589	111,863	193,227	2,000	1,611	171,104	
CO	15,025	15,025	-	-	-	6,000	6,000	-	-	-	-	-	-	9,025	6,000	
Region I	278,977	278,977	35,933	76,867	90,748	71,523	275,070	35,882	76,614	89,095	72,878	274,468	-	3,907	602	
PS	97,815	97,815	19,374	24,146	22,064	29,197	94,781	19,374	24,115	22,053	29,239	94,781	-	3,034	-	
MOOE	180,962	180,962	16,558	52,521	68,684	42,326	180,089	16,507	52,299	67,042	43,639	179,487	-	873	602	
CO	200	200	-	200	-	-	200	-	200	-	-	200	-	-	-	
Regional Office 1	213,520	213,520	22,513	61,222	76,431	52,704	212,871	22,462	60,969	74,778	54,059	212,268	-	650	602	
San Fernando City																
PS	39,817	39,817	7,578	10,462	9,716	11,825	39,581	7,578	10,431	9,705	11,867	39,581	-	236	-	
MOOE	173,503	173,503	14,935	50,560	66,715	40,879	173,090	14,884	50,338	65,073	42,192	172,487	-	413	602	
CO	200	200	-	200	-	-	200	-	200	-	-	200	-	-	-	
Bangui Institute of Technology	8,976	8,976	1,895	2,204	1,872	2,714	8,685	1,895	2,204	1,872	2,714	8,685	-	291	-	
Ilocos Norte																
PS	7,705	7,705	1,572	1,873	1,539	2,485	7,469	1,572	1,873	1,539	2,485	7,469	-	236	-	
MOOE	1,270	1,270	323	331	333	229	1,215	323	331	333	229	1,215	-	55	-	
Marcos Agro-Ind'l School	13,611	13,611	2,528	2,654	3,181	3,820	12,184	2,528	2,654	3,181	3,820	12,184	-	1,427	-	
Ilocos Norte																
PS	11,972	11,972	2,078	2,207	2,705	3,617	10,607	2,078	2,207	2,705	3,617	10,607	-	1,364	-	
MOOE	1,639	1,639	450	447	476	203	1,577	450	447	476	203	1,577	-	62	-	

Note: Differences between the totals and the sum of components are due to rounding-off.

NATIONAL GOVERNMENT OF THE REPUBLIC OF THE PHILIPPINES
Statement of Appropriations, Allotments, Obligations, Disbursements and Balances

Statement D

By Department/Office/Agency/Province/City
For Fiscal Year 2014
(in thousand pesos)

Particulars	Appropriations Total	Allotments Total	Obligations					Disbursements					Unreleased Appropriations	Unobligated Allotments	Unpaid Obligations
			1st Qtr	2nd Qtr	3rd Qtr	4th Qtr	Total	1st Qtr	2nd Qtr	3rd Qtr	4th Qtr	Total			
Luciano Millan Memorial School of Arts and Trades	12,063	12,063	2,342	2,873	2,856	3,461	11,532	2,342	2,873	2,856	3,461	11,532	-	532	-
Pangasinan															
PS	10,374	10,374	2,181	2,429	2,430	2,992	10,032	2,181	2,429	2,430	2,992	10,032	-	343	-
MOOE	1,689	1,689	161	443	427	469	1,500	161	443	427	469	1,500	-	189	-
Pangasinan School of Arts and Trades	22,049	22,049	4,639	5,658	4,423	6,389	21,109	4,639	5,658	4,423	6,389	21,109	-	940	-
Pangasinan															
PS	20,894	20,894	4,428	5,343	4,140	6,129	20,040	4,428	5,343	4,140	6,129	20,040	-	854	-
MOOE	1,156	1,156	211	315	283	260	1,070	211	315	283	260	1,070	-	86	-
Pangasinan Technological Institute	8,758	8,758	2,015	2,256	1,984	2,435	8,691	2,015	2,256	1,984	2,435	8,691	-	68	-
Pangasinan															
PS	7,053	7,053	1,538	1,832	1,535	2,149	7,053	1,538	1,832	1,535	2,149	7,053	-	c	-
MOOE	1,705	1,705	478	424	450	286	1,638	478	424	450	286	1,638	-	68	-
CAR	128,985	128,985	17,510	36,415	31,004	43,488	128,418	17,510	36,415	31,004	43,488	128,418	-	568	-
PS	57,568	57,568	13,243	16,977	11,474	15,840	57,535	13,243	16,977	11,474	15,840	57,535	-	34	-
MOOE	69,767	69,767	4,267	17,870	19,448	27,648	69,233	4,267	17,870	19,448	27,648	69,233	-	534	-
CO	1,650	1,650	-	1,568	83	-	1,650	-	1,568	83	-	1,650	-	-	-
Regional Office - CAR	120,820	120,820	15,604	34,295	29,033	41,365	120,298	15,604	34,295	29,033	41,365	120,298	-	522	-
Baguio City															
PS	51,458	51,458	11,880	15,416	10,038	14,124	51,458	11,880	15,416	10,038	14,124	51,458	-	c	-
MOOE	67,712	67,712	3,724	17,312	18,913	27,241	67,190	3,724	17,312	18,913	27,241	67,190	-	522	-
CO	1,650	1,650	-	1,568	83	-	1,650	-	1,568	83	-	1,650	-	-	-
Baguio City School of Arts and Trades	8,165	8,165	1,906	2,120	1,971	2,123	8,120	1,906	2,120	1,971	2,123	8,120	-	46	-
Baguio City															
PS	6,110	6,110	1,363	1,561	1,435	1,717	6,077	1,363	1,561	1,435	1,717	6,077	-	34	-
MOOE	2,055	2,055	542	559	535	407	2,043	542	559	535	407	2,043	-	12	-
Region II	188,096	188,096	60,891	34,070	31,101	56,148	182,209	29,320	36,387	31,069	85,259	182,035	-	5,887	174
PS	113,214	113,214	24,871	27,865	24,217	31,346	108,299	23,827	27,307	24,142	33,010	108,287	-	4,914	13
MOOE	74,882	74,882	36,020	6,205	6,883	24,802	73,910	5,493	9,079	6,926	52,250	73,748	-	972	161

Note: Differences between the totals and the sum of components are due to rounding-off.

NATIONAL GOVERNMENT OF THE REPUBLIC OF THE PHILIPPINES
Statement of Appropriations, Allotments, Obligations, Disbursements and Balances
 By Department/Office/Agency/Province/City
 For Fiscal Year 2014
 (in thousand pesos)

Statement D

Particulars	Appropriations Total	Allotments Total	Obligations					Disbursements					Unreleased Appropriations	Unobligated Allotments	Unpaid Obligations
			1st Qtr	2nd Qtr	3rd Qtr	4th Qtr	Total	1st Qtr	2nd Qtr	3rd Qtr	4th Qtr	Total			
Regional Office II	105,539	105,539	41,377	12,425	13,806	35,691	103,298	10,769	15,433	13,806	63,290	103,298	-	2,240	-
Tuguegarao City															
PS	40,452	40,452	7,972	9,225	9,405	11,697	38,298	7,848	9,270	9,405	11,775	38,298	-	2,154	-
MOOE	65,087	65,087	33,405	3,200	4,402	23,994	65,000	2,921	6,163	4,402	51,514	65,000	-	86	-
Aparri School of Arts and Trades	22,504	22,504	5,884	4,977	5,019	5,744	21,624	5,884	4,977	5,019	5,744	21,624	-	880	-
Cagayan															
PS	19,748	19,748	5,151	4,001	4,133	5,744	19,029	5,151	4,001	4,133	5,744	19,029	-	719	-
MOOE	2,756	2,756	732	976	886	c	2,595	732	976	886	c	2,595	-	162	-
Lasam National Agricultural School	11,736	11,736	2,041	2,631	2,212	3,343	10,227	1,997	2,546	2,255	3,428	10,227	-	1,509	c
Cagayan															
PS	10,798	10,798	1,796	2,352	2,107	3,171	9,426	1,796	2,352	2,107	3,171	9,425	-	1,373	c
MOOE	937	937	245	279	105	172	802	202	194	148	257	802	-	136	-
Isabela School of Arts and Trades	18,554	18,554	4,179	5,387	3,627	4,876	18,070	4,179	5,387	3,627	4,876	18,070	-	484	-
Isabela															
PS	17,185	17,185	3,843	4,955	3,320	4,916	17,033	3,843	4,955	3,320	4,916	17,033	-	151	-
MOOE	1,370	1,370	336	432	307	(40)	1,036	336	432	307	(40)	1,036	-	333	-
Southern Isabela College of Arts and Trades	20,599	20,599	5,390	5,800	4,413	4,478	20,081	4,471	5,193	4,413	5,830	19,907	-	518	174
Isabela															
PS	17,579	17,579	4,514	4,901	3,667	3,979	17,061	3,595	4,299	3,667	5,488	17,049	-	518	12
MOOE	3,020	3,020	876	898	746	499	3,020	876	894	746	342	2,858	-	c	161
Kasibu National Agricultural School	9,164	9,164	2,020	2,851	2,024	2,015	8,909	2,020	2,851	1,949	2,090	8,909	-	255	-
Nueva Vizcaya															
PS	7,452	7,452	1,594	2,431	1,587	1,839	7,452	1,594	2,431	1,512	1,914	7,452	-	-	-
MOOE	1,712	1,712	425	419	437	175	1,457	425	419	437	175	1,457	-	255	-
Region III	404,255	404,255	24,626	38,145	102,424	237,331	402,527	23,289	33,996	102,475	157,760	317,521	-	1,728	85,006
PS	86,737	86,737	19,050	23,798	18,303	25,232	86,384	19,001	23,778	18,351	25,254	86,384	-	353	c
MOOE	317,519	317,519	5,576	14,347	84,121	212,099	316,143	4,288	10,218	84,124	132,507	231,137	-	1,375	85,006
Regional Office III	389,326	389,326	21,501	34,069	99,320	232,799	387,689	20,228	29,942	99,320	153,221	302,711	-	1,637	84,978
San Fernando, Pampanga															
PS	75,634	75,634	16,715	20,879	15,939	21,752	75,286	16,715	20,879	15,939	21,752	75,286	-	348	-
MOOE	313,693	313,693	4,786	13,190	83,381	211,047	312,403	3,513	9,063	83,381	131,469	227,425	-	1,289	84,978

Note: Differences between the totals and the sum of components are due to rounding-off.

NATIONAL GOVERNMENT OF THE REPUBLIC OF THE PHILIPPINES
Statement of Appropriations, Allotments, Obligations, Disbursements and Balances

Statement D

By Department/Office/Agency/Province/City
 For Fiscal Year 2014
 (in thousand pesos)

Particulars	Appropriations Total	Allotments Total	Obligations					Disbursements					Unreleased Appropriations	Unobligated Allotments	Unpaid Obligations
			1st Qtr	2nd Qtr	3rd Qtr	4th Qtr	Total	1st Qtr	2nd Qtr	3rd Qtr	4th Qtr	Total			
Don Gonzalo Puyat School of Arts and Trades	6,535	6,535	1,285	1,926	1,220	2,098	6,529	1,285	1,926	1,220	2,070	6,501	-	6	28
Pampanga															
PS	4,490	4,490	921	1,222	906	1,436	4,485	921	1,222	906	1,436	4,485	-	5	-
MOOE	2,045	2,045	365	704	315	661	2,045	365	704	315	633	2,017	-	c	28
Concepcion Vocational School	8,394	8,394	1,840	2,150	1,884	2,434	8,309	1,776	2,128	1,935	2,470	8,309	-	85	c
Tarlac															
PS	6,613	6,613	1,414	1,697	1,458	2,043	6,613	1,366	1,676	1,506	2,065	6,613	-	-	c
MOOE	1,781	1,781	426	453	426	391	1,696	410	451	429	405	1,696	-	85	-
Region IV-A	451,157	451,157	60,977	188,930	98,797	79,459	428,163	35,407	182,722	77,341	102,479	397,949	-	22,994	30,214
PS	107,563	107,563	24,222	26,654	21,824	29,424	102,124	24,222	26,654	21,824	29,405	102,105	-	5,439	19
MOOE	330,197	330,197	36,755	162,275	76,973	50,035	326,039	11,185	156,068	55,517	73,074	295,844	-	4,158	30,195
CO	13,398	13,398	-	-	-	-	-	-	-	-	-	-	-	13,398	-
Regional Office IV-A	389,579	389,579	49,235	173,735	87,131	62,845	372,946	23,672	167,520	65,678	85,880	342,751	-	16,633	30,195
Taguig City															
PS	53,565	53,565	14,067	13,212	11,639	14,646	53,565	14,067	13,212	11,639	14,646	53,565	-	-	-
MOOE	322,617	322,617	35,167	160,523	75,492	48,199	319,381	9,605	154,308	54,039	71,234	289,186	-	3,235	30,195
CO	13,398	13,398	-	-	-	-	-	-	-	-	-	-	-	13,398	-
Jacobo Z. Gonzales Memorial School of Arts and Trades	27,537	27,537	5,614	7,084	5,470	8,207	26,375	5,606	7,092	5,466	8,211	26,375	-	1,162	-
Laguna															
PS	25,688	25,688	5,219	6,473	4,900	8,046	24,637	5,219	6,473	4,900	8,046	24,637	-	1,051	-
MOOE	1,849	1,849	395	611	570	162	1,738	387	619	566	166	1,738	-	111	-
Bondoc Peninsula Technological Institute	5,831	5,831	1,148	1,205	1,084	1,508	4,945	1,148	1,205	1,084	1,489	4,926	-	886	19
Quezon															
PS	4,436	4,436	1,049	1,037	951	1,324	4,361	1,049	1,037	951	1,305	4,342	-	75	19
MOOE	1,395	1,395	99	168	134	184	584	99	168	134	184	584	-	811	-
Quezon Nat'l Agricultural School	28,210	28,210	4,981	6,906	5,112	6,899	23,897	4,981	6,906	5,112	6,899	23,897	-	4,313	-
Quezon															
PS	23,874	23,874	3,887	5,933	4,334	5,407	19,562	3,887	5,933	4,334	5,407	19,562	-	4,312	-
MOOE	4,336	4,336	1,094	973	778	1,491	4,336	1,094	973	778	1,491	4,336	-	c	-

Note: Differences between the totals and the sum of components are due to rounding-off.

NATIONAL GOVERNMENT OF THE REPUBLIC OF THE PHILIPPINES
Statement of Appropriations, Allotments, Obligations, Disbursements and Balances

Statement D

By Department/Office/Agency/Province/City
 For Fiscal Year 2014
 (in thousand pesos)

Particulars	Appropriations Total	Allotments Total	Obligations					Disbursements					Unreleased Appropriations	Unobligated Allotments	Unpaid Obligations
			1st Qtr	2nd Qtr	3rd Qtr	4th Qtr	Total	1st Qtr	2nd Qtr	3rd Qtr	4th Qtr	Total			
Region IV-B	194,301	194,301	29,122	46,123	59,717	56,450	191,413	28,563	45,561	59,661	57,199	190,984	-	2,888	429
PS	77,927	77,927	16,441	18,927	19,653	21,579	76,599	16,098	18,523	19,653	22,326	76,599	-	1,327	-
MOOE	113,999	113,999	10,425	27,196	40,064	34,872	112,557	10,208	27,038	40,009	34,873	112,128	-	1,442	429
CO	2,375	2,375	2,256	-	-	-	2,256	2,256	-	-	-	2,256	-	119	-
Regional Office IV-B	125,576	125,576	14,258	29,404	44,660	35,860	124,182	13,915	29,000	44,660	36,607	124,182	-	1,393	-
Oriental Mindoro															
PS	23,721	23,721	4,908	5,518	8,092	5,203	23,721	4,565	5,113	8,092	5,950	23,721	-	c	-
MOOE	99,480	99,480	7,094	23,886	36,569	30,657	98,206	7,094	23,886	36,569	30,657	98,206	-	1,274	-
CO	2,375	2,375	2,256	-	-	-	2,256	2,256	-	-	-	2,256	-	119	-
Simeon Suan Vocational and Technical College	15,528	15,528	3,391	3,632	3,146	4,267	14,436	3,391	3,632	3,144	4,269	14,436	-	1,092	-
Oriental Mindoro															
PS	13,917	13,917	3,065	3,284	2,802	3,721	12,872	3,065	3,284	2,802	3,721	12,872	-	1,045	-
MOOE	1,611	1,611	326	348	344	547	1,565	326	348	342	548	1,565	-	46	-
Buyabod School of Arts and Trades	10,366	10,366	2,016	2,275	2,038	4,020	10,349	2,016	2,275	2,038	4,020	10,349	-	17	-
Marinduque															
PS	6,293	6,293	1,106	1,300	1,279	2,592	6,277	1,106	1,300	1,279	2,592	6,277	-	16	-
MOOE	4,073	4,073	910	975	760	1,428	4,072	910	975	760	1,428	4,072	-	1	-
Torrijos Poblacion School of Arts and Trades	9,944	9,944	2,091	2,473	2,275	2,887	9,726	2,091	2,473	2,275	2,887	9,726	-	218	-
Marinduque															
PS	8,111	8,111	1,661	2,055	1,740	2,436	7,893	1,661	2,055	1,740	2,436	7,893	-	218	-
MOOE	1,833	1,833	430	417	535	451	1,833	430	417	535	451	1,833	-	c	-
Puerto Princesa School of Arts and Trades	17,569	17,569	3,739	4,392	4,013	5,425	17,569	3,739	4,392	4,013	5,425	17,569	-	c	-
Palawan															
PS	14,802	14,802	3,048	3,701	3,341	4,712	14,802	3,048	3,701	3,341	4,712	14,802	-	c	-
MOOE	2,767	2,767	692	691	672	713	2,767	692	691	672	713	2,767	-	c	-
Alcantara National Trade School	15,318	15,318	3,627	3,948	3,585	3,991	15,151	3,410	3,790	3,530	3,991	14,722	-	167	429
Romblon															
PS	11,083	11,083	2,653	3,069	2,399	2,915	11,036	2,653	3,069	2,399	2,915	11,036	-	47	-
MOOE	4,235	4,235	973	879	1,186	1,077	4,115	757	721	1,131	1,077	3,686	-	120	429

Note: Differences between the totals and the sum of components are due to rounding-off.

NATIONAL GOVERNMENT OF THE REPUBLIC OF THE PHILIPPINES
Statement of Appropriations, Allotments, Obligations, Disbursements and Balances

Statement D

By Department/Office/Agency/Province/City
 For Fiscal Year 2014
 (in thousand pesos)

Particulars	Appropriations Total	Allotments Total	Obligations					Disbursements					Unreleased Appropriations	Unobligated Allotments	Unpaid Obligations
			1st Qtr	2nd Qtr	3rd Qtr	4th Qtr	Total	1st Qtr	2nd Qtr	3rd Qtr	4th Qtr	Total			
Region V	351,517	351,517	40,642	50,537	54,473	142,837	288,490	40,425	43,108	49,052	93,816	226,402	-	63,027	62,088
PS	142,186	142,186	28,342	31,869	30,355	41,990	132,558	28,125	31,691	30,145	42,543	132,504	-	9,629	53
MOOE	200,427	200,427	12,300	18,667	24,118	100,847	155,932	12,300	11,417	18,907	51,274	93,898	-	44,495	62,034
CO	8,904	8,904	-	-	-	-	-	-	-	-	-	-	-	8,904	-
Regional Office V	242,012	242,012	14,796	24,643	30,771	116,471	186,681	14,579	17,215	25,515	67,349	124,658	-	55,330	62,024
Legazpi City															
PS	58,593	58,593	10,653	12,839	14,224	18,854	56,571	10,436	12,661	14,052	19,368	56,517	-	2,022	53
MOOE	174,515	174,515	4,142	11,804	16,546	97,618	130,110	4,142	4,553	11,464	47,981	68,140	-	44,404	61,970
CO	8,904	8,904	-	-	-	-	-	-	-	-	-	-	-	8,904	-
San Francisco Institute of Science & Technology	19,640	19,640	4,562	4,979	4,654	4,602	18,797	4,562	4,979	4,654	4,602	18,797	-	843	-
Albay															
PS	16,162	16,162	3,603	4,123	3,592	4,092	15,409	3,603	4,123	3,592	4,092	15,409	-	753	-
MOOE	3,478	3,478	960	856	1,063	510	3,388	960	856	1,063	510	3,388	-	90	-
Camarines Sur Inst. of Fisheries & Marine Sciences	46,384	46,384	10,441	10,364	10,605	9,977	41,387	10,441	10,364	10,605	9,977	41,387	-	4,997	-
Camarines Sur															
PS	31,153	31,153	5,870	6,387	5,585	8,314	26,156	5,870	6,387	5,585	8,314	26,156	-	4,997	-
MOOE	15,231	15,231	4,571	3,977	5,020	1,662	15,231	4,571	3,977	5,020	1,662	15,231	-	-	-
Cabugao School of Handicraft and Cottage Industries	11,884	11,884	2,793	3,130	2,761	3,200	11,884	2,793	3,130	2,595	3,365	11,884	-	-	-
Catanduanes															
PS	10,105	10,105	2,356	2,717	2,187	2,845	10,105	2,356	2,717	2,149	2,883	10,105	-	-	-
MOOE	1,779	1,779	437	414	574	355	1,779	437	414	446	482	1,779	-	-	-
Masbate School of Fisheries	13,524	13,524	3,494	3,248	2,193	4,346	13,281	3,494	3,248	2,193	4,346	13,281	-	242	-
Masbate															
PS	12,179	12,179	2,909	2,836	2,018	4,175	11,937	2,909	2,836	2,018	4,175	11,937	-	242	-
MOOE	1,345	1,345	586	413	175	171	1,344	586	413	175	171	1,344	-	1	-
Bulusan Vocational-Technical School	9,024	9,024	2,167	2,432	2,032	2,394	9,024	2,167	2,432	2,032	2,330	8,960	-	c	64
Sorsogon															
PS	7,061	7,061	1,536	1,839	1,704	1,982	7,061	1,536	1,839	1,704	1,982	7,061	-	c	c
MOOE	1,963	1,963	631	593	328	412	1,963	631	593	328	348	1,899	-	-	64

Note: Differences between the totals and the sum of components are due to rounding-off.

NATIONAL GOVERNMENT OF THE REPUBLIC OF THE PHILIPPINES
Statement of Appropriations, Allotments, Obligations, Disbursements and Balances

Statement D

By Department/Office/Agency/Province/City
 For Fiscal Year 2014
 (in thousand pesos)

Particulars	Appropriations Total	Allotments Total	Obligations					Disbursements					Unreleased Appropriations	Unobligated Allotments	Unpaid Obligations
			1st Qtr	2nd Qtr	3rd Qtr	4th Qtr	Total	1st Qtr	2nd Qtr	3rd Qtr	4th Qtr	Total			
Sorsogon National Agricultural School	9,050	9,050	2,388	1,740	1,458	1,848	7,435	2,388	1,740	1,458	1,849	7,435	-	1,614	-
Sorsogon															
PS	6,934	6,934	1,415	1,129	1,047	1,729	5,320	1,415	1,129	1,046	1,730	5,320	-	1,614	-
MOOE	2,116	2,116	973	611	412	119	2,116	973	611	412	119	2,116	-	c	-
Region VI	439,016	439,016	35,635	42,059	46,744	302,924	427,362	35,635	42,059	46,744	302,599	427,037	-	11,654	325
PS	145,595	145,595	30,471	34,740	30,594	42,986	138,792	30,471	34,740	30,594	42,661	138,467	-	6,804	325
MOOE	289,977	289,977	5,164	7,318	16,150	256,504	285,136	5,164	7,318	16,150	256,504	285,136	-	4,841	-
CO	3,443	3,443	-	-	-	3,434	3,434	-	-	-	3,434	3,434	-	9	-
Regional Office VI	342,424	342,424	15,350	18,341	25,185	276,989	335,864	15,350	18,341	25,185	276,989	335,864	-	6,560	-
Iloilo City															
PS	59,657	59,657	12,310	13,875	11,665	18,492	56,342	12,310	13,875	11,665	18,492	56,342	-	3,315	-
MOOE	279,324	279,324	3,039	4,466	13,520	255,063	276,089	3,039	4,466	13,520	255,063	276,089	-	3,235	-
CO	3,443	3,443	-	-	-	3,434	3,434	-	-	-	3,434	3,434	-	9	-
Dumalag Vocational and Technical School	28,569	28,569	5,821	6,837	5,998	7,279	25,935	5,821	6,837	5,998	7,279	25,935	-	2,634	-
Capiz															
PS	24,634	24,634	4,998	5,835	5,122	7,006	22,962	4,998	5,835	5,122	7,006	22,962	-	1,672	-
MOOE	3,935	3,935	823	1,002	875	273	2,973	823	1,002	875	273	2,973	-	962	-
Leon Ganson Polytechnic College	25,024	25,024	5,422	6,155	5,885	7,338	24,799	5,422	6,155	5,885	7,338	24,799	-	225	-
Iloilo															
PS	23,361	23,361	5,035	5,742	5,273	7,087	23,137	5,035	5,742	5,273	7,087	23,137	-	225	-
MOOE	1,663	1,663	387	413	613	251	1,663	387	413	613	251	1,663	-	c	-
New Lucena Polytechnic College	21,890	21,890	4,848	5,964	5,069	5,945	21,827	4,848	5,964	5,069	5,620	21,502	-	63	325
Iloilo															
PS	20,078	20,078	4,438	5,236	4,644	5,697	20,015	4,438	5,236	4,644	5,372	19,690	-	63	325
MOOE	1,812	1,812	410	728	425	249	1,812	410	728	425	249	1,812	-	c	-
Passi Trade School	21,108	21,108	4,194	4,763	4,607	5,372	18,937	4,194	4,763	4,607	5,372	18,937	-	2,172	-
Iloilo															
PS	17,865	17,865	3,690	4,052	3,891	4,704	16,337	3,690	4,052	3,891	4,704	16,337	-	1,528	-
MOOE	3,243	3,243	504	710	716	669	2,600	504	710	716	669	2,600	-	643	-

Note: Differences between the totals and the sum of components are due to rounding-off.

NATIONAL GOVERNMENT OF THE REPUBLIC OF THE PHILIPPINES
Statement of Appropriations, Allotments, Obligations, Disbursements and Balances

Statement D

By Department/Office/Agency/Province/City
 For Fiscal Year 2014
 (in thousand pesos)

Particulars	Appropriations Total	Allotments Total	Obligations					Disbursements					Unreleased Appropriations	Unobligated Allotments	Unpaid Obligations
			1st Qtr	2nd Qtr	3rd Qtr	4th Qtr	Total	1st Qtr	2nd Qtr	3rd Qtr	4th Qtr	Total			
Region VII	331,389	331,389	18,045	88,786	111,472	104,363	322,666	17,276	88,228	111,316	104,377	321,198	-	8,723	1,468
PS	73,008	73,008	13,957	16,805	15,463	22,105	68,330	13,888	16,737	15,393	21,838	67,856	-	4,678	474
MOOE	255,467	255,467	4,088	71,981	96,010	82,258	254,336	3,389	71,491	95,923	82,539	253,342	-	1,131	994
CO	2,914	2,914	-	-	-	-	-	-	-	-	-	-	-	2,914	-
Regional Office VII	323,295	323,295	16,195	86,406	109,664	102,395	314,661	15,521	85,944	109,593	102,655	313,714	-	8,634	947
Cebu City													-	-	-
PS	67,523	67,523	12,841	15,161	14,389	20,514	62,906	12,841	15,161	14,389	20,514	62,906	-	4,617	-
MOOE	252,858	252,858	3,353	71,245	95,275	81,881	251,755	2,679	70,783	95,204	82,141	250,808	-	1,103	947
CO	2,914	2,914	-	-	-	-	-	-	-	-	-	-	-	2,914	-
Lazi Nat'l Agricultural School	8,094	8,094	1,850	2,379	1,808	1,968	8,005	1,756	2,284	1,723	1,722	7,484	-	89	521
Siquijor													-	-	-
PS	5,485	5,485	1,116	1,644	1,073	1,591	5,425	1,046	1,575	1,004	1,324	4,950	-	61	474
MOOE	2,609	2,609	734	736	735	376	2,581	709	708	719	397	2,534	-	28	47
Region VIII	412,537	412,537	53,840	99,232	125,837	131,476	410,386	53,840	99,232	125,837	131,476	410,386	-	2,151	-
PS	127,851	127,851	25,632	32,752	27,266	40,507	126,156	25,632	32,752	27,266	40,507	126,156	-	1,695	-
MOOE	280,330	280,330	27,119	65,391	97,483	89,881	279,874	27,119	65,391	97,483	89,881	279,874	-	456	-
CO	4,356	4,356	1,089	1,089	1,089	1,089	4,356	1,089	1,089	1,089	1,089	4,356	-	-	-
Regional Office VIII	320,916	320,916	34,266	75,946	105,704	104,623	320,538	34,266	75,946	105,704	104,623	320,538	-	378	-
Tacloban City													-	-	-
PS	44,658	44,658	8,576	11,901	9,373	14,430	44,280	8,576	11,901	9,373	14,430	44,280	-	378	-
MOOE	271,902	271,902	24,601	62,956	95,242	89,103	271,902	24,601	62,956	95,242	89,103	271,902	-	c	-
CO	4,356	4,356	1,089	1,089	1,089	1,089	4,356	1,089	1,089	1,089	1,089	4,356	-	-	-
Cabucgayan National School of Arts and Trades	12,855	12,855	2,417	3,529	2,259	3,881	12,086	2,417	3,529	2,259	3,881	12,086	-	769	-
Biliran													-	-	-
PS	11,472	11,472	2,082	2,922	1,921	3,778	10,703	2,082	2,922	1,921	3,778	10,703	-	769	-
MOOE	1,383	1,383	335	607	338	103	1,383	335	607	338	103	1,383	-	c	-
Arteche National Agricultural School	13,958	13,958	2,826	3,629	3,142	4,320	13,917	2,826	3,629	3,142	4,320	13,917	-	41	-
Eastern Samar													-	-	-
PS	12,938	12,938	2,451	3,213	2,917	4,316	12,897	2,451	3,213	2,917	4,316	12,897	-	41	-
MOOE	1,021	1,021	375	416	225	4	1,021	375	416	225	4	1,021	-	-	-
Balangiga National Agricultural Eastern Samar	8,501	8,501	1,885	2,037	1,558	2,778	8,258	1,885	2,037	1,558	2,778	8,258	-	244	-
PS	7,538	7,538	1,592	1,739	1,310	2,655	7,295	1,592	1,739	1,310	2,655	7,295	-	244	-
MOOE	963	963	293	298	249	123	963	293	298	249	123	963	-	-	-

Note: Differences between the totals and the sum of components are due to rounding-off.

NATIONAL GOVERNMENT OF THE REPUBLIC OF THE PHILIPPINES
Statement of Appropriations, Allotments, Obligations, Disbursements and Balances
 By Department/Office/Agency/Province/City
 For Fiscal Year 2014
 (in thousand pesos)

Statement D

Particulars	Appropriations Total	Allotments Total	Obligations					Disbursements					Unreleased Appropriations	Unobligated Allotments	Unpaid Obligations
			1st Qtr	2nd Qtr	3rd Qtr	4th Qtr	Total	1st Qtr	2nd Qtr	3rd Qtr	4th Qtr	Total			
Samar National School of Arts and Trades	13,121	13,121	2,868	2,569	2,889	4,120	12,446	2,868	2,569	2,889	4,120	12,446	-	675	-
Eastern Samar															
PS	12,141	12,141	2,584	2,484	2,778	4,031	11,878	2,584	2,484	2,778	4,031	11,878	-	263	-
MOOE	980	980	284	84	111	89	568	284	84	111	89	568	-	412	-
Calubian National Vocational School	14,086	14,086	3,159	3,698	3,211	3,974	14,043	3,159	3,698	3,211	3,974	14,043	-	44	-
Leyte															
PS	12,751	12,751	2,725	3,442	2,876	3,708	12,751	2,725	3,442	2,876	3,708	12,751	-	c	-
MOOE	1,335	1,335	434	256	335	266	1,292	434	256	335	266	1,292	-	44	-
Balicutro College of Arts and Trades	21,262	21,262	4,609	5,441	5,440	5,771	21,262	4,609	5,441	5,440	5,771	21,262	-	-	-
Northern Samar															
PS	19,479	19,479	4,144	4,965	4,599	5,771	19,479	4,144	4,965	4,599	5,771	19,479	-	-	-
MOOE	1,783	1,783	465	476	841	-	1,783	465	476	841	-	1,783	-	-	-
Las Navas Agro-Industrial High School	7,836	7,836	1,810	2,383	1,633	2,010	7,836	1,810	2,383	1,633	2,010	7,836	-	-	-
Northern Samar															
PS	6,874	6,874	1,478	2,086	1,493	1,817	6,874	1,478	2,086	1,493	1,817	6,874	-	-	-
MOOE	962	962	331	297	141	193	962	331	297	141	193	962	-	-	-
Region IX	178,715	178,715	25,115	34,544	50,575	63,838	174,073	24,892	34,445	50,572	63,973	173,882	-	4,642	191
PS	73,805	73,805	15,634	18,277	15,359	21,077	70,347	15,626	18,274	15,358	20,992	70,249	-	3,458	98
MOOE	104,910	104,910	9,482	16,268	35,216	42,761	103,726	9,266	16,171	35,214	42,981	103,633	-	1,184	94
Regional Office IX	127,593	127,593	14,200	21,369	39,894	49,960	125,423	14,200	21,369	39,894	49,862	125,325	-	2,170	98
Zamboanga City															
PS	34,460	34,460	7,012	7,591	8,376	10,049	33,028	7,012	7,591	8,376	9,951	32,930	-	1,432	98
MOOE	93,133	93,133	7,188	13,778	31,518	39,911	92,395	7,188	13,778	31,518	39,911	92,395	-	738	-
Dipolog School of Fisheries	17,248	17,248	3,749	3,937	3,780	5,228	16,693	3,525	3,944	3,670	5,460	16,599	-	555	94
Zamboanga del Norte															
PS	13,601	13,601	2,856	3,058	2,846	4,304	13,063	2,848	3,054	2,844	4,316	13,063	-	538	c
MOOE	3,647	3,647	893	879	934	924	3,630	677	890	825	1,144	3,536	-	17	94
Kabalan Institute of Technology	33,874	33,874	7,167	9,239	6,901	8,651	31,957	7,167	9,132	7,008	8,651	31,957	-	1,917	-
Zamboanga del Sur															
PS	25,744	25,744	5,766	7,628	4,137	6,725	24,256	5,766	7,628	4,137	6,725	24,256	-	1,488	-
MOOE	8,130	8,130	1,401	1,610	2,764	1,926	7,701	1,401	1,503	2,871	1,926	7,701	-	429	-

Note: Differences between the totals and the sum of components are due to rounding-off.

NATIONAL GOVERNMENT OF THE REPUBLIC OF THE PHILIPPINES
Statement of Appropriations, Allotments, Obligations, Disbursements and Balances

Statement D

By Department/Office/Agency/Province/City
 For Fiscal Year 2014
 (in thousand pesos)

Particulars	Appropriations Total	Allotments Total	Obligations					Disbursements					Unreleased Appropriations	Unobligated Allotments	Unpaid Obligations
			1st Qtr	2nd Qtr	3rd Qtr	4th Qtr	Total	1st Qtr	2nd Qtr	3rd Qtr	4th Qtr	Total			
Region X	263,858	263,858	25,760	32,054	57,008	117,980	232,801	25,647	32,042	44,639	74,081	176,409	-	31,057	56,393
PS	99,675	99,675	20,779	22,840	20,831	30,586	95,036	20,779	22,840	20,831	30,576	95,026	-	4,639	10
MOOE	158,054	158,054	4,978	9,161	36,163	82,233	132,535	4,865	9,150	23,795	43,388	81,197	-	25,520	51,338
CO	6,129	6,129	3	53	14	5,162	5,231	3	53	14	118	186	-	898	5,045
Regional Office X	198,319	198,319	12,029	16,377	42,918	98,903	170,226	12,029	16,377	30,655	55,013	114,074	-	28,093	56,152
Cagayan de Oro City															
PS	47,964	47,964	9,696	10,519	9,548	14,906	44,670	9,696	10,519	9,548	14,906	44,670	-	3,294	-
MOOE	144,227	144,227	2,329	5,805	33,356	78,834	120,325	2,329	5,805	21,094	39,989	69,218	-	23,902	51,108
CO	6,129	6,129	3	53	14	5,162	5,231	3	53	14	118	186	-	898	5,045
Camiguin School of Arts and Trades	7,389	7,389	1,597	1,716	1,480	2,305	7,098	1,569	1,708	1,515	2,305	7,098	-	291	-
Camiguin															
PS	5,806	5,806	1,103	1,270	1,165	2,034	5,572	1,103	1,270	1,165	2,034	5,572	-	234	-
MOOE	1,584	1,584	494	446	315	271	1,526	466	438	350	271	1,526	-	57	-
Lanao del Norte Nat'l Agro-Industrial High School	7,929	7,929	1,729	1,863	1,728	2,039	7,360	1,729	1,863	1,728	2,039	7,360	-	569	-
Lanao del Norte															
PS	6,228	6,228	1,452	1,526	1,340	1,459	5,778	1,452	1,526	1,340	1,459	5,778	-	450	-
MOOE	1,701	1,701	277	337	388	580	1,582	277	337	388	580	1,582	-	118	-
Salvador Trade School	8,926	8,926	1,900	2,159	1,947	2,320	8,326	1,900	2,159	1,947	2,320	8,326	-	600	-
Lanao del Norte															
PS	6,388	6,388	1,301	1,562	1,318	1,607	5,788	1,301	1,562	1,318	1,607	5,788	-	600	-
MOOE	2,538	2,538	599	597	629	712	2,538	599	597	629	712	2,538	-	-	-
Oroquieta Agro-Ind'l School	13,567	13,567	2,766	3,430	3,111	4,047	13,354	2,681	3,426	2,970	4,037	13,114	-	213	240
Misamis Occidental															
PS	10,312	10,312	2,211	2,389	2,229	3,450	10,279	2,211	2,389	2,229	3,440	10,269	-	33	10
MOOE	3,255	3,255	555	1,041	882	597	3,075	470	1,037	741	597	2,845	-	180	230
Cagayan De Oro (Bugo) School of Arts and Trades	16,625	16,625	3,558	3,960	3,335	4,813	15,666	3,558	3,960	3,335	4,813	15,666	-	959	-
Misamis Oriental															
PS	14,113	14,113	2,979	3,542	3,091	4,501	14,113	2,979	3,542	3,091	4,501	14,113	-	-	-
MOOE	2,512	2,512	579	418	245	311	1,553	579	418	245	311	1,553	-	959	-

Note: Differences between the totals and the sum of components are due to rounding-off.

NATIONAL GOVERNMENT OF THE REPUBLIC OF THE PHILIPPINES
Statement of Appropriations, Allotments, Obligations, Disbursements and Balances
 By Department/Office/Agency/Province/City
 For Fiscal Year 2014
 (in thousand pesos)

Statement D

Particulars	Appropriations Total	Allotments Total	Obligations					Disbursements					Unreleased Appropriations	Unobligated Allotments	Unpaid Obligations	
			1st Qtr	2nd Qtr	3rd Qtr	4th Qtr	Total	1st Qtr	2nd Qtr	3rd Qtr	4th Qtr	Total				
Kinoguitan National																
Agricultural School	11,103	11,103	2,180	2,548	2,488	3,554	10,770	2,180	2,548	2,488	3,554	10,770	-	332	-	
Misamis Oriental																
PS	8,865	8,865	2,036	2,031	2,141	2,628	8,836	2,036	2,031	2,141	2,628	8,836	-	29	-	
MOOE	2,238	2,238	144	517	347	927	1,934	144	517	347	927	1,934	-	304	-	
Region XI	245,339	245,339	26,231	31,571	42,353	131,042	231,197	26,231	31,571	42,339	117,631	217,772	-	14,142	13,425	
PS	89,791	89,791	17,283	19,806	22,498	27,553	87,139	17,283	19,806	22,498	25,413	85,000	-	2,652	2,139	
MOOE	154,769	154,769	8,948	11,765	19,855	102,711	143,279	8,948	11,765	19,841	91,439	131,993	-	11,490	11,285	
CO	779	779	-	-	-	779	779	-	-	-	779	779	-	-	-	
Regional Office XI	190,117	190,117	15,366	17,959	29,422	115,735	178,481	15,366	17,959	29,422	102,707	165,454	-	11,635	13,027	
Davao City																
PS	49,205	49,205	8,921	10,125	13,618	15,475	48,138	8,921	10,125	13,618	13,722	46,386	-	1,067	1,752	
MOOE	140,133	140,133	6,445	7,834	15,804	99,481	129,564	6,445	7,834	15,804	88,206	118,289	-	10,569	11,275	
CO	779	779	-	-	-	779	779	-	-	-	779	779	-	-	-	
Davao National																
Agricultural School	12,030	12,030	2,650	2,374	2,405	3,369	10,799	2,650	2,374	2,405	2,972	10,401	-	1,232	398	
Davao del Norte																
PS	10,479	10,479	2,107	2,068	1,921	3,152	9,247	2,107	2,068	1,921	2,764	8,860	-	1,232	387	
MOOE	1,552	1,552	544	306	484	218	1,552	544	306	484	208	1,542	-	-	10	
Wangan National																
Agricultural School	8,649	8,649	1,837	2,266	2,614	1,932	8,649	1,837	2,266	2,614	1,932	8,649	-	-	c	
Davao del Sur																
PS	7,465	7,465	1,572	1,825	2,271	1,797	7,465	1,572	1,825	2,271	1,797	7,465	-	-	c	
MOOE	1,184	1,184	265	441	343	135	1,184	265	441	343	135	1,184	-	-	-	
Carmelo delos Cientos, Sr.																
Natl. Trade School	12,210	12,210	2,349	2,815	2,708	3,984	11,856	2,349	2,815	2,694	3,998	11,856	-	355	-	
Davao del Sur																
PS	9,176	9,176	1,847	1,995	1,816	3,165	8,823	1,847	1,995	1,816	3,165	8,823	-	353	-	
MOOE	3,034	3,034	502	820	892	819	3,033	502	820	878	833	3,033	-	1	-	
Lupon School of Fisheries	22,333	22,333	4,029	6,157	5,204	6,023	21,412	4,029	6,157	5,204	6,023	21,412	-	920	-	
Davao Oriental																
PS	13,467	13,467	2,837	3,792	2,873	3,965	13,467	2,837	3,792	2,873	3,965	13,467	-	c	-	
MOOE	8,866	8,866	1,192	2,364	2,331	2,058	7,946	1,192	2,364	2,331	2,058	7,946	-	920	-	

Note: Differences between the totals and the sum of components are due to rounding-off.

NATIONAL GOVERNMENT OF THE REPUBLIC OF THE PHILIPPINES
Statement of Appropriations, Allotments, Obligations, Disbursements and Balances

Statement D

By Department/Office/Agency/Province/City
 For Fiscal Year 2014
 (in thousand pesos)

Particulars	Appropriations Total	Allotments Total	Obligations					Disbursements					Unreleased Appropriations	Unobligated Allotments	Unpaid Obligations
			1st Qtr	2nd Qtr	3rd Qtr	4th Qtr	Total	1st Qtr	2nd Qtr	3rd Qtr	4th Qtr	Total			
Region XII	138,734	138,734	27,459	45,723	33,505	28,443	135,130	27,459	45,723	33,505	28,443	135,130	-	3,604	-
PS	65,898	65,898	13,772	16,556	13,423	19,082	62,834	13,772	16,556	13,423	19,082	62,834	-	3,064	-
MOOE	69,616	69,616	13,687	25,946	20,082	9,361	69,076	13,687	25,946	20,082	9,361	69,076	-	540	-
CO	3,220	3,220	-	3,220	-	-	3,220	-	3,220	-	-	3,220	-	-	-
Regional Office XII	97,514	97,514	18,740	35,708	25,122	15,323	94,893	18,740	35,708	25,122	15,323	94,893	-	2,621	-
Koronadal City															
PS	29,241	29,241	6,195	7,575	6,027	7,226	27,023	6,195	7,575	6,027	7,226	27,023	-	2,218	-
MOOE	65,053	65,053	12,545	24,913	19,095	8,097	64,650	12,545	24,913	19,095	8,097	64,650	-	403	-
CO	3,220	3,220	-	3,220	-	-	3,220	-	3,220	-	-	3,220	-	-	-
Surallah National Agricultural School	19,590	19,590	4,002	4,720	3,916	6,952	19,590	4,002	4,720	3,916	6,952	19,590	-	c	-
South Cotabato															
PS	17,771	17,771	3,580	4,288	3,499	6,403	17,771	3,580	4,288	3,499	6,403	17,771	-	c	-
MOOE	1,819	1,819	422	432	417	549	1,819	422	432	417	549	1,819	-	-	-
General Santos City National School of Arts and Trades	21,630	21,630	4,717	5,295	4,467	6,168	20,647	4,717	5,295	4,467	6,168	20,647	-	983	-
South Cotabato															
PS	18,886	18,886	3,997	4,693	3,897	5,453	18,040	3,997	4,693	3,897	5,453	18,040	-	846	-
MOOE	2,744	2,744	720	602	570	715	2,607	720	602	570	715	2,607	-	137	-
Region XIII	171,723	171,723	22,660	51,432	39,873	54,004	167,968	18,064	35,130	44,490	40,007	137,692	-	3,754	30,277
PS	77,838	77,838	16,256	18,639	16,654	23,934	75,483	13,823	18,635	15,567	25,418	73,442	-	2,355	2,041
MOOE	92,233	92,233	6,404	32,792	21,567	30,070	90,833	4,241	16,495	27,271	14,589	62,597	-	1,400	28,236
CO	1,652	1,652	-	-	1,652	-	1,652	-	-	1,652	-	1,652	-	-	-
Regional Office XIII	120,498	120,498	12,814	38,216	27,588	39,081	117,700	8,218	21,915	32,206	25,084	87,423	-	2,799	30,277
Butuan City															
PS	38,856	38,856	9,018	8,562	8,359	10,912	36,851	6,584	8,558	7,272	12,396	34,810	-	2,005	2,041
MOOE	79,990	79,990	3,796	29,654	17,577	28,169	79,196	1,634	13,357	23,282	12,688	50,961	-	794	28,236
CO	1,652	1,652	-	-	1,652	-	1,652	-	-	1,652	-	1,652	-	-	-
Northern Mindanao School of Fisheries Agusan del Norte	15,014	15,014	3,201	3,616	3,474	4,723	15,014	3,201	3,616	3,474	4,723	15,014	-	-	-
PS	12,236	12,236	2,508	2,923	2,779	4,026	12,236	2,508	2,923	2,779	4,026	12,236	-	-	-
MOOE	2,778	2,778	693	693	695	697	2,778	693	693	695	697	2,778	-	-	-

Note: Differences between the totals and the sum of components are due to rounding-off.

NATIONAL GOVERNMENT OF THE REPUBLIC OF THE PHILIPPINES
Statement of Appropriations, Allotments, Obligations, Disbursements and Balances
 By Department/Office/Agency/Province/City
 For Fiscal Year 2014
 (in thousand pesos)

Statement D

Particulars	Appropriations Total	Allotments Total	Obligations					Disbursements					Unreleased Appropriations	Unobligated Allotments	Unpaid Obligations
			1st Qtr	2nd Qtr	3rd Qtr	4th Qtr	Total	1st Qtr	2nd Qtr	3rd Qtr	4th Qtr	Total			
Agusan del Sur School of Arts and Trades	16,448	16,448	3,479	3,973	4,195	4,451	16,098	3,479	3,973	4,195	4,451	16,098	-	350	-
Agusan del Sur PS	11,527	11,527	2,296	2,837	2,343	3,701	11,177	2,296	2,837	2,343	3,701	11,177	-	350	-
MOOE	4,921	4,921	1,182	1,136	1,852	750	4,921	1,182	1,136	1,852	750	4,921	-	-	-
Surigao del Norte College of Agriculture and Technology	19,763	19,763	3,167	5,626	4,615	5,748	19,157	3,167	5,626	4,615	5,748	19,157	-	606	-
Surigao del Norte PS	15,219	15,219	2,435	4,317	3,172	5,294	15,219	2,435	4,317	3,172	5,294	15,219	-	c	-
MOOE	4,544	4,544	732	1,309	1,443	454	3,938	732	1,309	1,443	454	3,938	-	606	-
DEPARTMENT OF NATIONAL DEFENSE															
TOTAL	142,982,957	142,512,936	27,292,406	39,157,653	36,727,083	34,880,288	138,057,430	25,988,746	34,858,356	36,364,233	31,848,763	129,060,097	470,021	4,455,507	8,997,332
PS	106,117,252	105,847,231	24,789,053	26,925,951	26,963,750	27,077,785	105,756,539	24,236,096	26,321,114	26,330,551	25,438,961	102,326,721	270,021	90,692	3,429,818
MOOE	23,272,951	23,272,951	2,503,118	7,395,196	4,668,224	6,663,535	21,230,073	1,752,632	3,737,149	4,977,624	6,141,908	16,609,313	-	2,042,878	4,620,760
FE	19	19	-	-	-	-	-	-	-	-	-	-	-	19	-
CO	13,592,736	13,392,736	235	4,836,505	5,095,109	1,138,968	11,070,818	18	4,800,093	5,056,059	267,894	10,124,064	200,000	2,321,918	946,754
Office of the Secretary	852,878	852,878	66,683	78,396	187,333	197,889	530,299	64,085	71,332	173,908	178,476	487,801	-	322,579	42,499
NCR - Quezon City PS	116,780	116,780	22,083	28,928	28,076	36,933	116,020	22,083	28,861	28,091	36,539	115,573	-	760	447
MOOE	413,697	413,697	44,600	49,467	69,356	117,689	281,112	42,002	42,471	55,916	102,510	242,900	-	132,585	38,212
CO	322,401	322,401	-	-	89,901	43,266	133,167	-	-	89,901	39,426	129,327	-	189,234	3,840
Government Arsenal	1,005,541	1,005,541	83,854	404,981	179,555	218,239	886,629	67,415	140,462	355,554	213,233	776,664	-	118,913	109,965
Region III - Bataan PS	220,440	220,440	47,043	52,159	49,289	71,058	219,549	46,260	50,732	50,579	71,453	219,023	-	891	526
MOOE	744,740	744,740	36,576	328,866	116,110	145,506	627,057	21,137	89,708	289,604	130,769	531,217	-	117,683	95,840
CO	40,361	40,361	235	23,957	14,156	1,675	40,023	18	23	15,372	11,012	26,424	-	338	13,599
National Defense College of the Philippines	64,810	64,810	13,545	13,235	15,763	16,170	58,713	12,926	13,637	15,714	15,981	58,258	-	6,097	455
NCR - Quezon City PS	32,837	32,837	6,122	6,433	7,475	8,785	28,815	6,119	6,438	7,453	8,805	28,815	-	4,022	-
MOOE	31,973	31,973	7,423	6,802	8,288	7,385	29,898	6,806	7,199	8,261	7,177	29,443	-	2,075	455
Office of Civil Defense	1,137,455	1,137,455	134,519	58,369	78,164	327,376	598,427	128,507	45,376	88,039	75,260	337,182	-	539,028	261,246
NCR - Quezon City PS	129,690	129,690	21,731	28,036	36,711	43,322	129,800	20,228	28,283	33,701	46,837	129,050	-	(110)	750
MOOE	1,007,765	1,007,765	112,788	30,333	41,453	284,054	468,627	108,279	17,092	54,337	28,422	208,131	-	539,138	260,496

Note: Differences between the totals and the sum of components are due to rounding-off.

NATIONAL GOVERNMENT OF THE REPUBLIC OF THE PHILIPPINES
Statement of Appropriations, Allotments, Obligations, Disbursements and Balances
By Department/Office/Agency/Province/City
For Fiscal Year 2014
(in thousand pesos)

Statement D

Particulars	Appropriations Total	Allotments Total	Obligations					Disbursements					Unreleased Appropriations	Unobligated Allotments	Unpaid Obligations	
			1st Qtr	2nd Qtr	3rd Qtr	4th Qtr	Total	1st Qtr	2nd Qtr	3rd Qtr	4th Qtr	Total				
Philippine Veterans Affairs																
Office (Proper)	11,318,035	11,048,014	2,868,344	2,495,732	2,950,019	2,712,696	11,026,791	2,858,068	2,503,437	2,939,844	2,718,343	11,019,692	270,021	21,223	7,099	
NCR - Quezon City																
PS	11,015,515	10,745,494	2,804,287	2,431,665	2,876,508	2,633,027	10,745,487	2,798,316	2,436,460	2,873,317	2,635,446	10,743,539	270,021	7	1,948	
MOOE	279,520	279,520	64,058	64,066	65,651	76,950	270,725	59,752	66,978	65,347	78,415	270,492	-	8,795	233	
CO	23,000	23,000	-	-	7,860	2,719	10,579	-	-	1,179	4,482	5,661	-	12,421	4,917	
Veterans Memorial																
Medical Center	1,086,184	1,086,184	271,890	243,313	272,082	245,321	1,032,606	214,461	263,551	272,834	262,370	1,013,216	-	53,578	19,390	
NCR - Quezon City																
PS	592,564	592,564	135,833	145,713	149,677	161,341	592,564	135,833	145,713	149,667	161,351	592,564	-	c	-	
MOOE	410,220	410,220	136,057	97,475	106,354	69,161	409,047	78,628	117,768	118,024	94,380	408,800	-	1,173	247	
CO	83,400	83,400	-	125	16,051	14,819	30,995	-	70	5,143	6,639	11,852	-	52,405	19,143	
AFP - Philippine Army																
(Land Forces)	46,192,292	46,192,292	8,515,591	12,397,271	11,063,659	12,662,945	44,639,466	8,088,140	10,517,111	10,662,600	9,801,475	39,069,326	-	1,552,827	5,570,140	
NCR - Taguig City																
PS	38,130,723	38,130,723	8,107,266	10,401,791	9,871,113	9,705,146	38,085,315	7,713,087	9,768,572	9,406,484	8,006,443	34,894,586	-	45,408	3,190,730	
MOOE	6,398,107	6,398,107	408,325	1,995,310	1,191,081	2,217,296	5,812,012	375,053	748,539	1,256,084	1,777,716	4,157,392	-	586,094	1,654,620	
CO	1,663,462	1,663,462	-	170	1,465	740,503	742,138	-	-	33	17,315	17,348	-	921,325	724,790	
AFP - Philippine Air Force																
(Air Forces)	13,517,125	13,517,125	2,988,560	4,230,463	3,223,856	3,066,200	13,509,079	2,683,663	3,029,264	3,519,450	3,446,751	12,679,128	-	8,045	829,951	
NCR - Pasay City																
PS	8,493,677	8,493,677	2,402,470	2,070,824	2,172,367	1,840,180	8,485,840	2,304,040	2,083,893	2,085,228	1,986,960	8,460,120	-	7,837	25,720	
MOOE	4,920,379	4,920,379	586,090	2,159,639	1,051,489	1,123,161	4,920,379	379,623	945,371	1,434,222	1,454,731	4,213,948	-	-	706,431	
CO	103,068	103,068	-	-	-	102,860	102,860	-	-	-	5,060	5,060	-	208	97,800	
AFP - Philippine Navy																
(Naval Forces)	15,189,725	15,189,725	2,894,892	4,022,924	3,449,151	4,167,925	14,534,892	2,515,006	3,236,041	3,522,873	3,994,178	13,268,099	-	654,833	1,266,794	
NCR - Manila City																
PS	10,439,708	10,439,708	2,328,947	2,461,293	2,720,773	2,922,461	10,433,475	2,284,828	2,474,574	2,645,667	2,975,272	10,380,342	-	6,232	53,133	
MOOE	4,442,811	4,442,811	565,945	1,549,377	707,393	1,211,871	4,034,587	230,178	761,467	877,206	1,006,652	2,875,503	-	408,224	1,159,083	
CO	307,207	307,207	-	12,254	20,985	33,592	66,831	-	-	-	12,254	12,254	-	240,376	54,577	
AFP - General Headquarters -																
Proper and Other AFP Wide																
Service Support Units	49,880,388	49,680,388	9,000,930	14,548,919	14,676,451	10,427,527	48,653,826	8,992,383	14,525,340	14,328,956	10,198,543	48,045,222	200,000	1,026,562	608,604	
NCR - Quezon City																
PS	35,867,557	35,867,557	8,691,332	9,032,735	8,787,445	9,344,475	35,855,987	8,691,332	9,032,779	8,787,844	9,196,918	35,708,873	-	11,570	147,114	
MOOE	3,140,055	3,140,055	309,598	716,183	944,313	1,055,489	3,025,583	301,051	692,561	596,680	1,001,392	2,591,683	-	114,472	433,900	
FE	19	19	-	-	-	-	-	-	-	-	-	-	-	19	-	
CO	10,872,757	10,672,757	-	4,800,000	4,944,693	27,563	9,772,255	-	4,800,000	4,944,432	234	9,744,665	200,000	900,501	27,590	

Note: Differences between the totals and the sum of components are due to rounding-off.

NATIONAL GOVERNMENT OF THE REPUBLIC OF THE PHILIPPINES
Statement of Appropriations, Allotments, Obligations, Disbursements and Balances
By Department/Office/Agency/Province/City
For Fiscal Year 2014
(in thousand pesos)

Statement D

Particulars	Appropriations Total	Allotments Total	Obligations					Disbursements					Unreleased Appropriations	Unobligated Allotments	Unpaid Obligations
			1st Qtr	2nd Qtr	3rd Qtr	4th Qtr	Total	1st Qtr	2nd Qtr	3rd Qtr	4th Qtr	Total			
AFP - GHQ Medical Center	1,454,139	1,454,139	262,772	402,647	394,172	340,999	1,400,590	187,291	274,579	266,361	467,436	1,195,667	-	53,549	204,924
NCR - Quezon City															
PS	415,472	415,472	88,002	106,757	107,944	112,753	415,457	83,930	101,469	108,871	116,294	410,564	-	16	4,893
MOOE	1,038,667	1,038,667	174,770	295,890	286,228	228,246	985,134	103,361	173,110	157,490	351,142	785,103	-	53,533	200,031
AFP - GHQ Philippine															
Military Academy	646,983	646,983	117,836	141,250	151,842	199,157	610,087	110,529	144,077	131,721	199,355	585,682	-	36,896	24,404
CAR - Baguio City															
PS	486,355	486,355	94,489	118,326	108,814	154,048	475,677	90,793	121,849	106,615	153,144	472,401	-	10,677	3,276
MOOE	155,771	155,771	23,347	22,924	43,028	44,611	133,911	19,736	22,228	25,106	46,211	113,281	-	21,860	20,630
CO	4,857	4,857	-	-	-	498	498	-	-	-	-	-	-	4,359	498
AFP - GHQ Presidential															
Security Group	637,401	637,401	72,989	120,153	85,037	297,845	576,024	66,273	94,147	86,381	277,361	524,161	-	61,376	51,863
NCR - Manila City															
PS	175,933	175,933	39,448	41,291	47,558	44,255	172,552	39,248	41,491	47,034	43,498	171,271	-	3,381	1,281
MOOE	289,245	289,245	33,541	78,862	37,479	82,117	232,000	27,025	52,657	39,347	62,390	181,418	-	57,246	50,582
CO	172,222	172,222	-	-	-	171,472	171,472	-	-	-	171,472	171,472	-	750	-
DEPARTMENT OF PUBLIC WORKS AND HIGHWAYS															
TOTAL	301,694,387	275,417,508	55,239,928	47,801,618	34,596,495	49,106,580	186,744,620	10,668,632	23,156,128	26,261,599	35,309,413	95,395,773	26,276,879	88,672,888	91,348,848
PS	6,837,729	6,837,729	1,397,743	1,535,539	1,352,468	2,395,442	6,681,192	1,373,952	1,538,490	1,332,045	2,105,687	6,350,173	-	156,537	331,019
MOOE	13,170,759	12,850,519	753,064	2,941,898	2,424,798	5,229,486	11,349,247	457,747	1,676,121	1,654,472	3,167,244	6,955,585	320,240	1,501,272	4,393,662
CO	281,685,900	255,729,261	53,089,121	43,324,181	30,819,228	41,481,652	168,714,182	8,836,933	19,941,517	23,275,082	30,036,483	82,090,015	25,956,639	87,015,079	86,624,167
Office of the Secretary															
TOTAL	301,630,663	275,353,784	55,223,006	47,787,816	34,586,138	49,096,671	186,693,631	10,658,654	23,141,940	26,249,462	35,297,252	95,347,308	26,276,879	88,660,153	91,346,323
PS	6,831,102	6,831,102	1,396,632	1,534,156	1,350,869	2,392,975	6,674,633	1,372,841	1,537,113	1,330,440	2,103,220	6,343,614	-	156,469	331,019
MOOE	13,119,065	12,798,825	737,253	2,932,423	2,416,040	5,223,329	11,309,045	448,879	1,666,254	1,643,940	3,157,549	6,916,622	320,240	1,489,780	4,392,423
FE	-	-	-	-	-	-	-	-	-	-	-	-	-	-	-
CO	281,680,496	255,723,857	53,089,121	43,321,237	30,819,228	41,480,366	168,709,953	8,836,933	19,938,573	23,275,082	30,036,483	82,087,071	25,956,639	87,013,904	86,622,882
NCR	113,017,055	86,751,945	3,003,904	9,319,993	4,517,997	10,662,388	27,504,282	689,482	2,371,309	3,168,355	3,753,649	9,982,795	26,265,110	59,247,663	17,521,487
PS	1,034,181	1,034,181	208,257	168,536	181,107	428,758	986,658	205,930	169,012	168,295	411,213	954,450	c	47,523	32,208
MOOE	2,898,764	2,579,510	115,852	1,194,068	480,432	460,114	2,250,467	57,654	238,531	177,971	798,159	1,272,314	319,254	329,044	978,153
CO	109,084,109	83,138,254	2,679,794	7,957,390	3,856,458	9,773,516	24,267,158	425,898	1,963,766	2,822,090	2,544,277	7,756,032	25,945,856	58,871,096	16,511,125
Central Office	96,433,663	70,168,554	1,090,624	6,418,039	2,148,831	6,167,311	15,824,805	404,394	959,120	1,507,399	1,507,189	4,378,102	26,265,110	54,343,748	11,446,703
City of Manila															
PS	706,601	706,601	137,663	95,779	115,678	314,097	663,218	137,663	94,786	103,851	322,352	658,653	c	43,384	4,564
MOOE	2,052,650	1,733,397	97,114	996,616	290,917	178,732	1,563,380	46,551	80,407	51,364	618,002	796,325	319,254	170,017	767,055
CO	93,674,412	67,728,556	855,847	5,325,644	1,742,236	5,674,482	13,598,208	220,180	783,926	1,352,183	566,835	2,923,124	25,945,856	54,130,348	10,675,084

Note: Differences between the totals and the sum of components are due to rounding-off.

NATIONAL GOVERNMENT OF THE REPUBLIC OF THE PHILIPPINES
Statement of Appropriations, Allotments, Obligations, Disbursements and Balances
 By Department/Office/Agency/Province/City
 For Fiscal Year 2014
 (in thousand pesos)

Statement D

Particulars	Appropriations Total	Allotments Total	Obligations					Disbursements					Unreleased Appropriations	Unobligated Allotments	Unpaid Obligations
			1st Qtr	2nd Qtr	3rd Qtr	4th Qtr	Total	1st Qtr	2nd Qtr	3rd Qtr	4th Qtr	Total			
Regional Office Proper	2,524,453	2,524,453	44,244	219,344	128,890	1,486,449	1,878,926	23,648	105,034	215,459	114,236	458,378	-	645,527	1,420,548
City of Manila															
PS	100,444	100,444	20,792	23,035	19,931	36,079	99,837	20,521	23,269	19,341	21,478	84,609	-	608	15,228
MOOE	23,282	23,282	933	1,888	4,785	8,929	16,536	527	1,920	1,042	1,928	5,417	-	6,746	11,119
CO	2,400,726	2,400,726	22,518	194,421	104,173	1,441,441	1,762,554	2,600	79,845	195,077	90,830	368,353	-	638,172	1,394,201
North Manila DEO	1,818,253	1,818,253	142,279	313,228	493,559	487,949	1,437,015	13,830	61,292	205,157	337,161	617,439	-	381,238	819,576
City of Manila															
PS	30,441	30,441	5,880	6,392	5,492	12,677	30,441	5,149	7,123	5,493	10,791	28,556	-	-	1,886
MOOE	152,914	152,914	823	33,692	63,401	38,533	136,449	816	24,314	20,332	41,963	87,425	-	16,465	49,024
CO	1,634,897	1,634,897	135,576	273,143	424,665	436,739	1,270,124	7,864	29,856	179,332	284,407	501,459	-	364,773	768,665
South Manila DEO	1,592,442	1,592,442	124,747	399,030	165,312	231,563	920,652	11,694	85,232	164,960	192,375	454,260	-	671,791	466,391
City of Manila															
PS	32,018	32,018	8,862	5,257	6,108	10,458	30,685	7,704	6,412	6,111	8,459	28,687	-	1,332	1,999
MOOE	134,973	134,973	8,961	21,074	38,222	53,927	122,184	2,508	14,918	33,523	28,624	79,573	-	12,789	42,611
CO	1,425,452	1,425,452	106,923	372,699	120,982	167,178	767,782	1,482	63,901	125,326	155,291	346,000	-	657,670	421,782
Metro Manila II DEO	1,832,064	1,832,064	164,744	547,801	297,481	334,469	1,344,494	23,872	145,699	286,876	326,895	783,342	-	487,570	561,152
City of Manila															
PS	26,135	26,135	5,272	6,365	5,069	8,722	25,429	5,228	5,900	4,617	8,009	23,754	-	706	1,675
MOOE	113,418	113,418	-	24,156	15,409	29,111	68,677	-	19,920	6,098	31,372	57,390	-	44,741	11,287
CO	1,692,511	1,692,511	159,471	517,279	277,002	296,635	1,250,388	18,644	119,879	276,160	287,514	702,198	-	442,124	548,190
Las Piñas (MM SubDEO)	1,101,522	1,101,522	68,588	133,716	60,545	317,472	580,320	6,117	350,288	(219,594)	52,554	189,365	-	521,202	390,955
City of Manila															
PS	16,975	16,975	3,598	3,955	3,550	5,818	16,922	3,475	3,953	3,566	4,596	15,591	-	53	1,331
MOOE	38,232	38,232	1,617	10,508	9,944	9,546	31,616	1,591	8,889	10,836	3,905	25,221	-	6,616	6,395
CO	1,046,315	1,046,315	63,373	119,253	47,050	302,107	531,782	1,051	337,446	(233,996)	44,052	148,553	-	514,533	383,229
Malabon-Navotas DEO	672,863	672,863	148,455	119,383	130,406	27,621	425,865	46,886	41,346	91,252	139,279	318,764	-	246,997	107,101
Navotas City															
PS	15,575	15,575	3,473	3,738	3,194	5,171	15,575	3,473	3,738	3,194	4,213	14,617	-	-	958
MOOE	27,467	27,467	123	9,653	3,690	11,578	25,044	123	8,003	4,660	6,748	19,534	-	2,422	5,510
CO	629,821	629,821	144,859	105,992	123,522	10,872	385,246	43,291	29,605	83,398	128,319	284,612	-	244,575	100,634
Metro Manila I DEO	3,260,423	3,260,423	612,518	189,662	496,184	844,612	2,142,977	73,714	288,290	370,401	321,282	1,053,688	-	1,117,447	1,089,289
Pasig City															
PS	25,448	25,448	5,553	6,071	5,286	8,537	25,448	5,553	6,071	5,286	7,273	24,185	-	-	1,263
MOOE	105,870	105,870	3,608	20,990	13,936	35,542	74,076	3,303	18,450	10,170	16,244	48,167	-	31,794	25,910
CO	3,129,105	3,129,105	603,356	162,601	476,962	800,534	2,043,452	64,858	263,769	354,945	297,765	981,337	-	1,085,653	1,062,116

Note: Differences between the totals and the sum of components are due to rounding-off.

NATIONAL GOVERNMENT OF THE REPUBLIC OF THE PHILIPPINES
Statement of Appropriations, Allotments, Obligations, Disbursements and Balances
 By Department/Office/Agency/Province/City
 For Fiscal Year 2014
 (in thousand pesos)

Statement D

Particulars	Appropriations Total	Allotments Total	Obligations					Disbursements					Unreleased Appropriations	Unobligated Allotments	Unpaid Obligations
			1st Qtr	2nd Qtr	3rd Qtr	4th Qtr	Total	1st Qtr	2nd Qtr	3rd Qtr	4th Qtr	Total			
Quezon City 1st DEO	1,367,993	1,367,993	164,752	299,133	187,735	437,510	1,089,130	12,547	93,787	175,948	190,008	472,289	-	278,863	616,840
Quezon City															
PS	28,287	28,287	5,905	5,912	6,464	10,006	28,287	5,905	5,909	6,467	10,006	28,287	-	-	-
MOOE	108,787	108,787	1,249	28,618	15,622	46,847	92,336	882	22,569	15,252	22,138	60,840	-	16,451	31,495
CO	1,230,919	1,230,919	157,599	264,603	165,649	380,657	968,507	5,760	65,309	154,230	157,864	383,162	-	262,412	585,345
Quezon City 2nd DEO	844,318	844,318	211,164	284,177	85,739	168,209	749,289	45,945	143,554	164,939	158,592	513,030	-	95,029	236,260
Quezon City															
PS	27,653	27,653	5,921	6,462	5,472	8,776	26,630	5,921	6,281	5,507	7,142	24,851	-	1,023	1,779
MOOE	93,218	93,218	914	27,285	14,559	33,574	76,332	843	24,272	15,069	18,628	58,812	-	16,886	17,520
CO	723,447	723,447	204,329	250,430	65,708	125,859	646,327	39,181	113,001	144,363	132,822	429,367	-	77,120	216,960
Metro Manila III DEO	1,569,061	1,569,061	231,789	396,481	323,316	159,224	1,110,809	26,834	97,667	205,559	414,078	744,138	-	458,251	366,672
Valenzuela City															
PS	24,604	24,604	5,337	5,569	4,862	8,418	24,186	5,337	5,569	4,861	6,894	22,661	-	418	1,525
MOOE	47,953	47,953	510	19,588	9,945	13,794	43,836	510	14,869	9,625	8,605	33,609	-	4,117	10,227
CO	1,496,504	1,496,504	225,942	371,325	308,509	137,012	1,042,788	20,987	77,229	191,073	398,578	687,868	-	453,716	354,920
Regional Office I	9,476,708	9,476,708	2,410,468	1,914,346	1,017,417	2,048,133	7,390,364	672,893	1,158,884	1,111,656	1,422,697	4,366,131	-	2,086,344	3,024,234
PS	349,736	349,736	71,139	84,487	72,970	116,883	345,478	70,715	84,172	73,995	103,449	332,332	-	4,258	13,147
MOOE	571,560	571,560	46,545	95,769	97,686	291,676	531,676	30,413	84,517	87,713	149,716	352,359	-	39,884	179,317
CO	8,555,412	8,555,412	2,292,785	1,734,090	846,761	1,639,574	6,513,210	571,764	990,195	949,949	1,169,532	3,681,440	-	2,042,202	2,831,770
Ilocos Sur II DEO	532,336	532,336	48,493	87,012	122,441	83,204	341,150	11,553	30,820	79,743	85,523	207,639	-	191,186	133,510
Candon City															
PS	28,234	28,234	5,720	6,912	5,617	9,878	28,128	5,720	6,912	5,617	8,282	26,531	-	106	1,597
MOOE	71,605	71,605	2,502	20,404	24,288	14,764	61,957	2,457	15,155	21,868	15,738	55,219	-	9,648	6,739
CO	432,496	432,496	40,271	59,697	92,536	58,561	251,065	3,375	8,753	52,258	61,504	125,890	-	181,432	125,175
Ilocos Norte I DEO	635,439	635,439	145,528	89,236	168,916	164,978	568,658	38,146	83,875	107,494	138,011	367,526	-	66,782	201,132
Laoag City															
PS	25,382	25,382	5,215	6,184	5,046	8,862	25,307	5,215	5,743	5,046	7,247	23,251	-	75	2,055
MOOE	74,591	74,591	15,489	10,882	10,401	30,549	67,321	4,323	11,148	10,568	20,450	46,490	-	7,270	20,831
CO	535,466	535,466	124,824	72,170	153,469	125,567	476,030	28,607	66,984	91,880	110,313	297,785	-	59,436	178,245
Regional Office Proper	2,846,250	2,846,250	616,726	1,279,924	45,600	294,054	2,236,304	57,945	368,560	308,937	469,909	1,205,350	-	609,946	1,030,954
San Fernando City															
PS	107,707	107,707	22,126	26,287	22,409	36,801	107,623	22,125	26,287	22,409	30,844	101,666	-	84	5,957
MOOE	18,843	18,843	-	-	419	9,955	10,374	-	-	-	1,444	1,444	-	8,469	8,930
CO	2,719,699	2,719,699	594,600	1,253,637	22,772	247,297	2,118,307	35,819	342,272	286,528	437,621	1,102,240	-	601,393	1,016,066

Note: Differences between the totals and the sum of components are due to rounding-off.

NATIONAL GOVERNMENT OF THE REPUBLIC OF THE PHILIPPINES
Statement of Appropriations, Allotments, Obligations, Disbursements and Balances

Statement D

By Department/Office/Agency/Province/City
 For Fiscal Year 2014
 (in thousand pesos)

Particulars	Appropriations Total	Allotments Total	Obligations					Disbursements					Unreleased Appropriations	Unobligated Allotments	Unpaid Obligations
			1st Qtr	2nd Qtr	3rd Qtr	4th Qtr	Total	1st Qtr	2nd Qtr	3rd Qtr	4th Qtr	Total			
La Union I DEO	318,967	318,967	121,057	30,905	68,739	70,867	291,568	38,223	43,507	57,931	79,909	219,570	-	27,399	71,998
San Fernando City															
PS	27,850	27,850	5,334	6,494	5,637	10,178	27,642	5,332	6,494	6,652	8,550	27,028	-	208	614
MOOE	39,907	39,907	3,523	7,562	7,485	20,731	39,301	1,695	6,369	6,108	12,432	26,604	-	606	12,697
CO	251,209	251,209	112,201	16,849	55,617	39,958	224,625	31,196	30,645	45,171	58,926	165,939	-	26,585	58,686
Ilocos Norte II DEO	592,790	592,790	154,617	16,540	158,265	192,541	521,964	5,010	97,070	58,284	127,306	287,670	-	70,826	234,294
Ilocos Norte															
PS	22,398	22,398	4,598	5,247	5,428	6,615	21,888	4,598	5,372	5,438	6,139	21,548	-	509	340
MOOE	66,584	66,584	1,442	9,182	17,846	36,363	64,833	412	8,055	17,463	17,800	43,730	-	1,751	21,103
CO	503,808	503,808	148,577	2,111	134,991	149,563	435,242	-	83,643	35,382	103,367	222,392	-	68,566	212,850
Ilocos Sur I DEO	471,512	471,512	116,767	101,523	97,167	101,238	416,694	23,526	47,341	110,503	84,666	266,037	-	54,818	150,657
Ilocos Sur															
PS	18,060	18,060	3,808	4,706	3,641	5,895	18,050	3,808	4,706	3,641	4,773	16,928	-	10	1,122
MOOE	31,873	31,873	1,646	4,824	6,480	17,627	30,577	1,312	5,158	5,378	14,624	26,472	-	1,296	4,105
CO	421,579	421,579	111,313	91,993	87,045	77,716	368,067	18,407	37,477	101,485	65,269	222,637	-	53,512	145,430
La Union II DEO	548,027	548,027	136,251	40,066	72,223	197,446	445,986	15,314	50,032	84,905	107,227	257,477	-	102,041	188,508
La Union															
PS	22,359	22,359	4,224	5,040	5,766	6,842	21,873	4,224	5,040	5,766	6,842	21,873	-	487	-
MOOE	31,820	31,820	328	1,963	4,971	23,242	30,503	196	1,974	4,667	4,146	10,983	-	1,317	19,520
CO	493,847	493,847	131,699	33,063	61,486	167,362	393,610	10,894	43,018	74,471	96,239	224,622	-	100,237	168,988
Pangasinan I DEO	355,798	355,798	142,266	59,847	25,984	80,354	308,451	111,821	79,065	33,063	59,035	282,984	-	47,348	25,467
Pangasinan															
PS	23,932	23,932	5,243	5,756	4,873	8,049	23,921	5,243	5,756	4,873	8,049	23,921	-	11	-
MOOE	39,206	39,206	14,092	9,245	2,749	12,340	38,426	14,084	9,245	2,749	12,340	38,418	-	779	8
CO	292,660	292,660	122,931	44,846	18,362	59,964	246,103	92,494	64,064	25,440	38,645	220,644	-	46,557	25,459
Pangasinan II DEO	795,539	795,539	241,588	87,957	114,439	151,855	595,839	174,446	50,342	72,894	70,949	368,631	-	199,700	227,208
Pangasinan															
PS	24,525	24,525	5,091	6,169	4,939	7,837	24,036	5,091	6,169	4,939	7,661	23,860	-	490	175
MOOE	75,091	75,091	2,527	16,122	9,161	42,299	70,108	1,350	14,825	8,601	1,459	26,235	-	4,983	43,873
CO	695,923	695,923	233,970	65,665	100,340	101,720	501,695	168,005	29,348	59,354	61,829	318,535	-	194,228	183,160
Pangasinan III DEO	1,618,338	1,618,338	251,888	85,628	88,385	588,204	1,014,105	35,087	158,990	94,177	101,122	389,376	-	604,233	624,730
Pangasinan															
PS	27,818	27,818	5,121	6,657	5,139	8,641	25,559	5,121	6,657	5,139	8,631	25,549	-	2,259	10
MOOE	90,184	90,184	1,384	8,010	8,364	68,725	86,482	1,384	6,168	5,248	34,168	46,968	-	3,702	39,514
CO	1,500,335	1,500,335	245,384	70,961	74,881	510,838	902,064	28,582	146,164	83,789	58,324	316,859	-	598,272	585,205

Note: Differences between the totals and the sum of components are due to rounding-off.

NATIONAL GOVERNMENT OF THE REPUBLIC OF THE PHILIPPINES
Statement of Appropriations, Allotments, Obligations, Disbursements and Balances

Statement D

By Department/Office/Agency/Province/City
For Fiscal Year 2014
(in thousand pesos)

Particulars	Appropriations Total	Allotments Total	Obligations					Disbursements					Unreleased Appropriations	Unobligated Allotments	Unpaid Obligations
			1st Qtr	2nd Qtr	3rd Qtr	4th Qtr	Total	1st Qtr	2nd Qtr	3rd Qtr	4th Qtr	Total			
Pangasinan IV DEO	761,712	761,712	435,287	35,709	55,257	123,393	649,646	161,823	149,282	103,727	99,039	513,871	-	112,066	135,775
Pangasinan															
PS	21,469	21,469	4,659	5,034	4,474	7,285	21,451	4,238	5,034	4,474	6,430	20,176	-	18	1,275
MOOE	31,855	31,855	3,614	7,575	5,523	15,081	31,793	3,201	6,420	5,063	15,114	29,798	-	62	1,995
CO	708,387	708,387	427,015	23,099	45,260	101,027	596,402	154,385	137,827	94,190	77,495	463,897	-	111,986	132,505
CAR	11,594,917	11,594,917	1,391,027	3,803,101	1,793,267	2,753,630	9,741,025	249,120	1,087,047	911,816	2,306,394	4,554,377	-	1,853,893	5,186,648
PS	333,961	333,961	70,666	79,528	67,616	113,336	331,146	70,263	79,549	66,716	101,801	318,329	-	2,816	12,816
MOOE	557,674	557,674	26,091	93,381	137,180	244,114	500,766	17,178	77,620	81,052	105,923	281,773	-	56,908	218,993
CO	10,703,282	10,703,282	1,294,270	3,630,192	1,588,471	2,396,181	8,909,113	161,679	929,878	764,048	2,098,670	3,954,275	-	1,794,169	4,954,838
Regional Office Proper	5,665,893	5,665,893	536,874	3,133,877	1,154,016	393,442	5,218,209	87,003	645,784	485,303	1,466,704	2,684,793	-	447,684	2,533,416
Baguio City															
PS	106,105	106,105	22,312	25,601	21,298	36,331	105,542	22,312	25,601	20,386	34,639	102,938	-	563	2,604
MOOE	19,129	19,129	250	910	693	12,942	14,795	218	612	959	1,059	2,848	-	4,334	11,947
CO	5,540,659	5,540,659	514,311	3,107,366	1,132,025	344,169	5,097,872	64,472	619,571	463,958	1,431,006	2,579,006	-	442,787	2,518,865
Baguio City DEO	594,732	594,732	103,872	165,067	150,103	113,959	533,001	9,335	54,412	55,913	225,508	345,167	-	61,732	187,834
Baguio City															
PS	24,102	24,102	5,077	6,171	4,931	7,888	24,067	5,073	6,164	4,918	6,462	22,617	-	35	1,450
MOOE	29,480	29,480	4,131	3,246	3,006	18,109	28,492	409	4,993	3,415	8,136	16,952	-	988	11,540
CO	541,150	541,150	94,663	155,650	142,167	87,961	480,441	3,853	43,255	47,580	210,910	305,597	-	60,708	174,844
Abra DEO	965,130	965,130	264,396	54,766	140,167	434,391	893,720	51,215	92,813	56,226	190,818	391,072	-	71,410	502,648
Abra															
PS	23,699	23,699	5,079	5,380	4,233	8,449	23,141	5,079	5,266	4,153	7,091	21,589	-	558	1,552
MOOE	57,630	57,630	2,442	7,063	14,092	33,768	57,364	1,483	7,534	4,868	1,228	15,113	-	266	42,251
CO	883,801	883,801	256,876	42,323	121,842	392,174	813,215	44,654	80,012	47,205	182,499	354,370	-	70,586	458,845
Apayao 1st DEO	179,656	179,656	9,457	9,596	32,030	119,663	170,746	5,782	10,982	12,728	26,107	55,599	-	8,910	115,147
Apayao															
PS	18,577	18,577	4,150	4,475	3,696	6,231	18,552	4,150	4,475	3,696	6,231	18,552	-	25	-
MOOE	34,383	34,383	1,388	3,362	15,128	13,864	33,741	940	3,156	4,906	6,695	15,696	-	642	18,045
CO	126,696	126,696	3,920	1,759	13,206	99,568	118,453	692	3,351	4,125	13,182	21,351	-	8,243	97,102
Apayao 2nd DEO	438,935	438,935	28,792	77,728	46,988	263,402	416,911	9,794	20,583	60,645	48,164	139,185	-	22,025	277,725
Apayao															
PS	21,642	21,642	4,740	5,135	4,402	7,345	21,622	4,740	5,135	4,402	6,020	20,297	-	20	1,325
MOOE	66,249	66,249	2,761	20,060	17,160	17,230	57,211	2,761	9,045	18,518	17,994	48,318	-	9,037	8,893
CO	351,045	351,045	21,291	52,533	25,426	238,827	338,078	2,293	6,403	37,725	24,149	70,570	-	12,968	267,508

Note: Differences between the totals and the sum of components are due to rounding-off.

NATIONAL GOVERNMENT OF THE REPUBLIC OF THE PHILIPPINES
Statement of Appropriations, Allotments, Obligations, Disbursements and Balances

Statement D

By Department/Office/Agency/Province/City
 For Fiscal Year 2014
 (in thousand pesos)

Particulars	Appropriations Total	Allotments Total	Obligations					Disbursements					Unreleased Appropriations	Unobligated Allotments	Unpaid Obligations
			1st Qtr	2nd Qtr	3rd Qtr	4th Qtr	Total	1st Qtr	2nd Qtr	3rd Qtr	4th Qtr	Total			
Benguet 1st DEO	652,319	652,319	201,549	96,907	61,957	217,555	577,968	17,213	130,880	88,419	107,922	344,435	-	74,351	233,533
Benguet															
PS	25,108	25,108	5,043	6,000	5,033	8,460	24,536	5,037	6,000	5,033	8,460	24,530	-	572	6
MOOE	52,194	52,194	4,052	10,951	9,010	27,504	51,517	1,875	9,087	9,514	13,850	34,327	-	677	17,191
CO	575,016	575,016	192,454	79,956	47,914	181,590	501,914	10,301	115,792	73,872	85,612	285,578	-	73,102	216,336
Benguet 2nd DEO	315,039	315,039	9,770	20,885	14,115	246,839	291,609	8,311	19,253	11,471	59,060	98,095	-	23,430	193,514
Benguet															
PS	20,764	20,764	4,481	4,963	4,754	6,566	20,764	4,349	5,101	4,754	5,664	19,869	-	-	895
MOOE	50,592	50,592	4,143	15,922	6,046	23,694	49,805	3,962	14,152	6,716	11,927	36,757	-	787	13,048
CO	243,682	243,682	1,146	-	3,315	216,579	221,040	-	-	-	41,469	41,469	-	22,642	179,571
Ifugao 1st DEO	675,950	675,950	38,735	21,901	47,371	233,815	341,821	30,975	19,336	15,752	20,677	86,740	-	334,129	255,081
Ifugao															
PS	19,040	19,040	3,736	4,215	3,880	6,615	18,446	3,486	4,465	3,880	5,435	17,266	-	594	1,180
MOOE	27,619	27,619	2,378	4,396	3,811	15,526	26,111	1,328	5,400	3,709	3,684	14,122	-	1,508	11,990
CO	629,291	629,291	32,621	13,290	39,679	211,674	297,264	26,161	9,471	8,163	11,557	55,352	-	332,027	241,912
Ifugao 2nd DEO	259,103	259,103	14,450	12,660	44,039	40,633	111,783	8,329	16,853	9,903	39,428	74,514	-	147,320	37,269
Ifugao															
PS	20,682	20,682	4,620	4,903	4,276	6,813	20,612	4,620	4,903	4,276	6,813	20,612	-	70	-
MOOE	44,686	44,686	2,432	5,872	6,349	28,478	43,131	2,253	5,557	5,244	7,822	20,876	-	1,555	22,255
CO	193,735	193,735	7,398	1,886	33,414	5,342	48,040	1,457	6,393	383	24,793	33,026	-	145,695	15,014
Kalinga DEO	971,702	971,702	117,446	115,747	51,561	266,508	551,261	13,711	55,718	42,771	58,409	170,608	-	420,440	380,653
Kalinga															
PS	26,108	26,108	5,090	6,298	5,322	9,057	25,767	5,090	6,298	5,169	7,560	24,117	-	341	1,650
MOOE	100,962	100,962	1,023	14,497	38,625	21,204	75,349	862	12,692	13,155	22,936	49,644	-	25,613	25,705
CO	844,632	844,632	111,333	94,951	7,614	236,248	450,145	7,759	36,728	24,446	27,913	96,847	-	394,486	353,298
Mt. Province DEO	876,458	876,458	65,686	93,968	50,919	423,423	633,996	7,452	20,434	72,685	63,598	164,168	-	242,463	469,827
Mt. Province															
PS	28,133	28,133	6,338	6,386	5,790	9,581	28,096	6,328	6,139	6,047	7,426	25,941	-	37	2,155
MOOE	74,750	74,750	1,091	7,103	23,261	31,794	63,249	1,087	5,393	10,048	10,591	27,119	-	11,501	36,130
CO	773,576	773,576	58,256	80,479	21,868	382,048	542,652	37	8,902	56,590	45,580	111,109	-	230,924	431,543
Regional Office II	9,144,719	9,144,719	3,474,201	1,653,707	1,124,144	1,942,109	8,194,160	963,165	1,325,594	1,241,493	1,677,244	5,207,496	-	950,559	2,986,665
PS	383,151	383,151	85,875	92,649	77,263	114,200	369,987	85,085	93,218	77,198	94,759	350,260	-	13,163	19,727
MOOE	590,501	590,501	38,695	109,393	147,489	232,706	528,284	33,011	93,931	115,782	128,093	370,816	-	62,217	157,467
CO	8,171,068	8,171,068	3,349,631	1,451,664	899,392	1,595,203	7,295,889	845,069	1,138,445	1,048,513	1,454,392	4,486,419	-	875,178	2,809,470

Note: Differences between the totals and the sum of components are due to rounding-off.

NATIONAL GOVERNMENT OF THE REPUBLIC OF THE PHILIPPINES
Statement of Appropriations, Allotments, Obligations, Disbursements and Balances

Statement D

By Department/Office/Agency/Province/City
 For Fiscal Year 2014
 (in thousand pesos)

Particulars	Appropriations Total	Allotments Total	Obligations					Disbursements					Unreleased Appropriations	Unobligated Allotments	Unpaid Obligations
			1st Qtr	2nd Qtr	3rd Qtr	4th Qtr	Total	1st Qtr	2nd Qtr	3rd Qtr	4th Qtr	Total			
Isabela 3rd DEO	232,930	232,930	54,764	67,649	30,263	-	152,675	19,813	39,856	46,753	-	106,422	-	80,255	46,253
Cauayan City															
PS	16,555	16,555	3,352	4,294	3,443	-	11,089	3,318	4,326	3,439	-	11,083	-	5,466	6
MOOE	24,763	24,763	836	4,419	8,705	-	13,960	815	3,940	7,069	-	11,824	-	10,803	2,136
CO	191,612	191,612	50,575	58,936	18,115	-	127,627	15,681	31,590	36,244	-	83,515	-	63,986	44,112
Isabela 4th DEO	801,387	801,387	340,278	71,033	168,405	-	579,717	81,914	185,058	118,565	-	385,537	-	221,670	194,180
Santiago City															
PS	21,928	21,928	5,336	5,936	4,857	-	16,128	5,336	5,936	4,857	-	16,128	-	5,799	c
MOOE	26,570	26,570	3,078	4,249	7,775	-	15,102	1,641	5,017	7,945	-	14,603	-	11,468	500
CO	752,889	752,889	331,865	60,848	155,773	-	548,486	74,937	174,105	105,763	-	354,806	-	204,403	193,680
Regional Office Proper	2,878,282	2,878,282	1,273,240	647,259	128,180	540,529	2,589,208	302,804	129,328	367,283	502,423	1,301,838	-	289,074	1,287,370
Tuguegarao City															
PS	89,205	89,205	23,633	20,532	16,627	28,303	89,096	23,633	20,532	16,627	22,732	83,525	-	109	5,571
MOOE	24,606	24,606	-	1,241	1,744	16,873	19,858	18	555	178	1,766	2,517	-	4,748	17,340
CO	2,764,471	2,764,471	1,249,607	625,486	109,809	495,353	2,480,255	279,153	108,240	350,478	477,925	1,215,796	-	284,216	1,264,459
Batanes DEO	213,742	213,742	83,093	6,330	8,173	46,319	143,915	11,671	18,769	10,110	30,379	70,929	-	69,827	72,987
Batanes															
PS	19,468	19,468	3,780	5,292	3,917	6,480	19,468	3,654	5,292	3,917	5,427	18,289	-	-	1,179
MOOE	19,218	19,218	-	1,038	1,223	11,597	13,858	8,017	466	136	2,716	11,335	-	5,359	2,524
CO	175,056	175,056	79,314	-	3,033	28,242	110,589	-	13,011	6,057	22,236	41,305	-	64,468	69,284
Cagayan 1st DEO	938,395	938,395	397,746	172,223	93,589	172,102	835,661	118,279	173,642	129,609	209,668	631,197	-	102,735	204,463
Cagayan															
PS	27,511	27,511	5,736	6,878	5,658	9,238	27,511	5,736	6,878	5,658	8,837	27,110	-	-	400
MOOE	68,031	68,031	7,748	15,664	19,536	20,045	62,993	7,748	15,664	17,223	22,196	62,830	-	5,038	162
CO	842,853	842,853	384,262	149,681	68,395	142,819	745,157	104,795	151,100	106,727	178,635	541,257	-	97,696	203,900
Cagayan 2nd DEO	470,116	470,116	199,837	32,125	73,545	150,015	455,523	49,624	93,596	39,303	158,527	341,050	-	14,593	114,473
Cagayan															
PS	23,408	23,408	4,957	5,332	5,467	7,626	23,383	4,675	5,598	5,456	6,035	21,763	-	25	1,620
MOOE	42,612	42,612	1,762	15,331	12,618	12,399	42,109	1,750	11,290	6,041	15,004	34,086	-	502	8,024
CO	404,096	404,096	193,118	11,462	55,460	129,990	390,030	43,199	76,708	27,805	137,488	285,201	-	14,066	104,830
Cagayan 3rd DEO	411,966	411,966	106,866	80,009	43,990	148,233	379,097	35,801	61,998	49,805	106,431	254,035	-	32,869	125,062
Cagayan															
PS	25,236	25,236	5,647	5,995	5,089	8,473	25,204	5,647	5,995	5,089	6,957	23,688	-	32	1,516
MOOE	38,421	38,421	2,819	5,742	11,223	17,936	37,720	2,306	5,941	7,981	13,027	29,255	-	701	8,465
CO	348,310	348,310	98,399	68,272	27,678	121,824	316,173	27,847	50,062	36,735	86,448	201,093	-	32,137	115,081

Note: Differences between the totals and the sum of components are due to rounding-off.

NATIONAL GOVERNMENT OF THE REPUBLIC OF THE PHILIPPINES
Statement of Appropriations, Allotments, Obligations, Disbursements and Balances
 By Department/Office/Agency/Province/City
 For Fiscal Year 2014
 (in thousand pesos)

Statement D

Particulars	Appropriations Total	Allotments Total	Obligations					Disbursements					Unreleased Appropriations	Unobligated Allotments	Unpaid Obligations
			1st Qtr	2nd Qtr	3rd Qtr	4th Qtr	Total	1st Qtr	2nd Qtr	3rd Qtr	4th Qtr	Total			
Isabela 1st DEO	421,937	421,937	72,086	102,546	57,805	153,288	385,725	36,093	38,433	21,582	68,287	164,395	-	36,213	221,329
Isabela															
PS	23,481	23,481	4,852	5,825	4,791	7,500	22,968	4,852	5,825	4,790	6,096	21,563	-	513	1,405
MOOE	106,999	106,999	6,092	10,553	17,484	64,223	98,351	1,266	8,749	10,068	9,593	29,676	-	8,648	68,675
CO	291,457	291,457	61,142	86,169	35,530	81,565	264,405	29,974	23,859	6,725	52,599	113,157	-	27,051	151,249
Isabela 2nd DEO	397,717	397,717	92,504	42,882	126,718	127,389	389,493	32,611	33,107	72,966	82,839	221,523	-	8,224	167,969
Isabela															
PS	23,597	23,597	5,080	5,595	4,747	8,130	23,551	5,080	5,595	4,747	6,757	22,179	-	46	1,373
MOOE	38,147	38,147	3,836	6,292	10,082	17,762	37,972	1,284	5,816	10,399	7,769	25,268	-	174	12,705
CO	335,973	335,973	83,587	30,996	111,889	101,497	327,969	26,247	21,697	57,820	68,313	174,077	-	8,004	153,892
Isabela 3rd DEO	246,585	246,585	54,764	65,891	29,322	76,152	226,129	19,813	38,599	46,065	42,646	147,123	-	20,456	79,006
Isabela															
PS	18,356	18,356	3,352	4,294	3,443	6,143	17,232	3,318	4,326	3,439	5,142	16,225	-	1,124	1,006
MOOE	22,556	22,556	836	2,661	7,764	10,976	22,238	815	2,683	6,381	3,255	13,134	-	318	9,103
CO	205,673	205,673	50,575	58,936	18,115	59,033	186,660	15,681	31,590	36,244	34,248	117,763	-	19,013	68,897
Isabela 4th DEO	899,281	899,281	340,278	71,033	168,405	287,887	867,604	81,914	185,058	118,565	141,477	527,014	-	31,678	340,590
Isabela															
PS	24,109	24,109	5,336	5,936	4,857	7,981	24,109	5,336	5,936	4,857	6,522	22,650	-	-	1,459
MOOE	35,354	35,354	3,078	4,249	7,775	18,099	33,201	1,641	5,017	7,945	8,988	23,591	-	2,153	9,610
CO	839,818	839,818	331,865	60,848	155,773	261,807	810,293	74,937	174,105	105,763	125,967	480,773	-	29,525	329,521
Nueva Vizcaya 1st DEO	329,798	329,798	118,123	104,568	45,051	57,002	324,745	74,922	78,078	62,199	90,352	305,550	-	5,053	19,195
Nueva Vizcaya															
PS	22,877	22,877	4,725	5,273	4,609	8,231	22,838	4,709	5,224	4,560	6,892	21,384	-	39	1,455
MOOE	32,713	32,713	2,536	13,687	8,043	8,426	32,693	1,003	7,607	13,712	7,361	29,683	-	21	3,010
CO	274,208	274,208	110,862	85,608	32,399	40,345	269,214	69,211	65,247	43,927	76,099	254,483	-	4,993	14,731
Nueva Vizcaya 2nd DEO	437,717	437,717	139,352	119,171	94,557	56,674	409,754	54,187	142,487	65,062	86,805	348,541	-	27,963	61,213
Nueva Vizcaya															
PS	23,029	23,029	4,742	5,683	4,588	8,017	23,029	4,742	5,683	4,588	6,558	21,570	-	-	1,459
MOOE	37,556	37,556	2,751	7,345	5,687	16,445	32,228	2,752	7,332	5,144	13,721	28,949	-	5,328	3,278
CO	377,131	377,131	131,859	106,143	84,283	32,212	354,497	46,694	129,472	55,330	66,526	298,021	-	22,634	56,476
Quirino DEO	464,865	464,865	201,269	70,986	56,141	126,519	454,915	43,718	107,585	93,628	157,410	402,341	-	9,950	52,574
Quirino															
PS	24,391	24,391	5,346	5,784	5,172	8,080	24,382	5,050	6,073	5,174	6,806	23,102	-	10	1,279
MOOE	72,956	72,956	3,324	16,922	27,830	17,924	66,000	1,955	13,855	15,560	22,695	54,066	-	6,956	11,934
CO	367,518	367,518	192,599	48,280	23,140	100,515	364,534	36,713	87,658	72,894	127,909	325,173	-	2,985	39,360

Note: Differences between the totals and the sum of components are due to rounding-off.

NATIONAL GOVERNMENT OF THE REPUBLIC OF THE PHILIPPINES
Statement of Appropriations, Allotments, Obligations, Disbursements and Balances
 By Department/Office/Agency/Province/City
 For Fiscal Year 2014
 (in thousand pesos)

Statement D

Particulars	Appropriations Total	Allotments Total	Obligations					Disbursements					Unreleased Appropriations	Unobligated Allotments	Unpaid Obligations
			1st Qtr	2nd Qtr	3rd Qtr	4th Qtr	Total	1st Qtr	2nd Qtr	3rd Qtr	4th Qtr	Total			
Regional Office III	14,255,367	14,254,966	2,925,365	2,069,615	3,166,993	3,334,812	11,496,785	551,701	1,666,075	1,816,999	2,887,201	6,921,976	401	2,758,180	4,574,810
PS	502,210	502,210	101,063	123,841	103,955	166,703	495,561	99,819	124,817	103,583	153,733	481,951	-	6,649	13,610
MOOE	826,071	826,071	37,928	110,469	156,239	447,858	752,495	22,239	99,265	108,280	244,423	474,207	-	73,576	278,288
CO	12,927,086	12,926,685	2,786,375	1,835,305	2,906,799	2,720,251	10,248,729	429,643	1,441,993	1,605,136	2,489,045	5,965,817	401	2,677,956	4,282,912
Pampanga 3rd / Sub-DEO	478,335	478,335	166,198	85,271	45,038	107,909	404,416	6,486	71,909	127,616	66,669	272,679	-	73,919	131,738
Angeles City															
PS	17,689	17,689	3,622	3,847	3,390	6,826	17,686	3,622	3,838	3,399	5,826	16,686	-	3	1,000
MOOE	20,179	20,179	528	1,298	708	14,306	16,839	313	1,305	739	2,773	5,130	-	3,340	11,709
CO	440,468	440,468	162,048	80,127	40,940	86,777	369,892	2,550	66,765	123,478	58,069	250,862	-	70,576	119,029
Bataan 1st DEO	334,657	334,657	104,608	29,144	92,185	66,399	292,335	26,450	48,219	63,405	52,268	190,343	-	42,321	101,993
Balanga City															
PS	24,806	24,806	5,229	5,577	4,750	9,070	24,625	5,229	5,577	4,750	6,174	21,729	-	181	2,896
MOOE	62,108	62,108	3,041	3,911	5,452	46,700	59,104	2,355	3,300	4,785	5,827	16,268	-	3,003	42,836
CO	247,743	247,743	96,338	19,656	81,983	10,629	208,606	18,866	39,342	53,870	40,267	152,346	-	39,136	56,261
Bataan 2nd DEO	433,800	433,800	37,565	60,054	163,818	91,368	352,805	9,328	55,172	23,136	102,892	190,527	-	80,995	162,277
Balanga City															
PS	27,863	27,863	5,651	6,364	5,029	10,814	27,858	5,330	6,682	5,022	10,344	27,378	-	5	481
MOOE	66,665	66,665	5,243	10,132	9,353	24,419	49,147	1,719	12,838	8,635	14,938	38,130	-	17,518	11,017
CO	339,271	339,271	26,671	43,559	149,435	56,134	275,799	2,279	35,652	9,479	77,610	125,019	-	63,472	150,780
Regional Office Proper	4,129,882	4,129,882	353,450	510,470	901,763	1,238,902	3,004,585	34,330	105,376	158,700	773,370	1,071,776	-	1,125,297	1,932,809
San Fernando City															
PS	131,508	131,508	25,966	36,287	25,792	42,743	130,788	25,960	36,293	25,543	41,952	129,748	-	720	1,039
MOOE	51,205	51,205	303	634	11,396	27,547	39,880	206	522	5,792	1,918	8,439	-	11,325	31,442
CO	3,947,169	3,947,169	327,181	473,549	864,574	1,168,613	2,833,917	8,164	68,560	127,365	729,500	933,589	-	1,113,252	1,900,328
Aurora DEO	334,775	334,775	92,944	24,442	75,050	100,643	293,080	16,889	49,804	68,270	63,515	198,478	-	41,695	94,602
Aurora															
PS	35,258	35,258	6,335	7,528	7,291	11,867	33,020	6,335	7,528	7,145	11,629	32,636	-	2,238	384
MOOE	73,076	73,076	3,451	14,706	18,596	35,460	72,214	1,868	9,766	16,857	17,710	46,200	-	862	26,014
CO	226,441	226,441	83,158	2,208	49,163	53,316	187,846	8,687	32,510	44,268	34,177	119,641	-	38,595	68,204
Bulacan 1st DEO	730,726	730,726	95,033	191,156	147,164	91,544	524,897	8,670	43,191	150,038	195,943	397,842	-	205,829	127,055
Bulacan															
PS	26,303	26,303	5,686	5,897	5,135	8,169	24,886	5,372	6,210	5,135	8,144	24,862	-	1,417	25
MOOE	45,393	45,393	3,396	7,331	4,580	24,042	39,349	33	10,245	3,428	8,553	22,260	-	6,045	17,089
CO	659,029	659,029	85,951	177,929	137,449	59,333	460,662	3,265	26,735	141,475	179,245	350,721	-	198,367	109,941

Note: Differences between the totals and the sum of components are due to rounding-off.

NATIONAL GOVERNMENT OF THE REPUBLIC OF THE PHILIPPINES
Statement of Appropriations, Allotments, Obligations, Disbursements and Balances

Statement D

By Department/Office/Agency/Province/City
 For Fiscal Year 2014
 (in thousand pesos)

Particulars	Appropriations Total	Allotments Total	Obligations					Disbursements					Unreleased Appropriations	Unobligated Allotments	Unpaid Obligations
			1st Qtr	2nd Qtr	3rd Qtr	4th Qtr	Total	1st Qtr	2nd Qtr	3rd Qtr	4th Qtr	Total			
Bulacan 2nd DEO	2,019,979	2,019,979	597,650	239,358	596,167	299,973	1,733,148	116,792	302,084	261,687	592,004	1,272,567	-	286,831	460,581
Bulacan															
PS	23,756	23,756	4,921	5,393	4,694	8,013	23,021	4,881	5,429	4,697	6,414	21,421	-	735	1,600
MOOE	56,672	56,672	2,145	9,469	14,450	29,421	55,485	1,338	5,149	8,168	27,155	41,810	-	1,187	13,675
CO	1,939,550	1,939,550	590,584	224,496	577,023	262,538	1,654,642	110,573	291,506	248,822	558,435	1,209,335	-	284,909	445,307
Nueva Ecija 1st DEO	625,462	625,462	198,797	108,954	101,668	171,613	581,032	41,947	73,911	163,654	128,252	407,765	-	44,431	173,267
Nueva Ecija															
PS	34,375	34,375	6,473	9,532	6,859	11,195	34,060	6,464	9,526	6,874	8,932	31,797	-	316	2,263
MOOE	76,041	76,041	4,782	11,682	13,960	43,116	73,539	4,771	11,262	11,503	29,281	56,818	-	2,502	16,722
CO	515,046	515,046	187,542	87,739	80,849	117,302	473,432	30,711	53,123	145,276	90,040	319,150	-	41,613	154,282
Nueva Ecija 2nd DEO	832,592	832,592	413,846	71,480	120,504	132,293	738,123	26,759	268,106	181,887	157,092	633,844	-	94,469	104,279
Nueva Ecija															
PS	29,342	29,342	6,143	7,366	5,970	9,734	29,214	6,129	7,380	5,970	9,710	29,190	-	128	25
MOOE	71,004	71,004	1,493	8,876	17,245	41,342	68,956	856	8,791	14,583	24,814	49,044	-	2,048	19,912
CO	732,245	732,245	406,210	55,238	97,289	81,216	639,953	19,773	251,935	161,334	122,567	555,610	-	92,293	84,343
Pampanga 1st DEO	1,210,226	1,210,226	93,835	146,136	452,417	335,427	1,027,815	32,611	88,429	178,235	235,425	534,700	-	182,411	493,115
Pampanga															
PS	27,373	27,373	6,625	6,300	5,318	8,735	26,978	6,379	6,482	5,381	8,735	26,978	-	395	-
MOOE	88,049	88,049	3,787	13,313	31,320	34,111	82,531	2,614	8,150	5,465	41,557	57,785	-	5,518	24,745
CO	1,094,804	1,094,804	83,423	126,522	415,779	292,582	918,307	23,618	73,797	167,389	185,133	449,937	-	176,497	468,370
Pampanga 2nd DEO	375,229	375,229	56,878	44,248	115,374	106,152	322,651	15,399	30,450	39,810	79,940	165,600	-	52,578	157,051
Pampanga															
PS	19,155	19,155	4,004	4,320	4,317	6,495	19,136	4,004	4,320	4,317	6,303	18,945	-	19	191
MOOE	33,661	33,661	1,240	3,544	4,265	17,178	26,227	989	3,491	4,265	3,279	12,024	-	7,434	14,203
CO	322,413	322,413	51,633	36,383	106,793	82,479	277,288	10,406	22,639	31,229	70,358	134,631	-	45,125	142,657
Tarlac 1st DEO	802,038	802,038	100,972	289,842	139,059	187,545	717,418	16,894	167,389	110,580	125,296	420,159	-	84,619	297,259
Tarlac															
PS	36,611	36,611	6,406	8,354	11,130	10,654	36,543	6,382	8,368	11,119	8,594	34,463	-	68	2,080
MOOE	56,335	56,335	4,047	9,350	10,180	30,636	54,213	851	8,571	10,981	14,431	34,834	-	2,121	19,380
CO	709,092	709,092	90,519	272,138	117,749	146,256	626,662	9,662	150,450	88,481	102,271	350,863	-	82,430	275,799
Tarlac 2nd DEO	661,214	660,813	73,966	33,880	131,291	77,731	316,868	7,444	65,539	64,403	76,490	213,876	401	343,945	102,991
Tarlac															
PS	21,986	21,986	4,551	5,973	4,190	6,906	21,620	4,551	5,968	4,190	6,901	21,610	-	366	10
MOOE	32,786	32,786	1,176	3,136	4,362	19,693	28,367	1,153	3,160	3,317	13,459	21,089	-	4,419	7,278
CO	606,441	606,040	68,238	24,771	122,740	51,132	266,881	1,740	56,412	56,896	56,130	171,178	401	339,160	95,703

Note: Differences between the totals and the sum of components are due to rounding-off.

NATIONAL GOVERNMENT OF THE REPUBLIC OF THE PHILIPPINES
Statement of Appropriations, Allotments, Obligations, Disbursements and Balances
 By Department/Office/Agency/Province/City
 For Fiscal Year 2014
 (in thousand pesos)

Statement D

Particulars	Appropriations Total	Allotments Total	Obligations					Disbursements					Unreleased Appropriations	Unobligated Allotments	Unpaid Obligations
			1st Qtr	2nd Qtr	3rd Qtr	4th Qtr	Total	1st Qtr	2nd Qtr	3rd Qtr	4th Qtr	Total			
Zambales 1st DEO	809,468	809,468	307,288	166,210	23,950	240,617	738,065	135,566	188,467	102,342	114,781	541,156	-	71,403	196,909
Zambales															
PS	29,016	29,016	5,768	6,824	6,567	9,851	29,011	5,498	6,932	6,560	8,404	27,394	-	5	1,616
MOOE	68,559	68,559	2,294	10,247	9,026	41,821	63,387	2,243	9,934	8,152	26,788	47,116	-	5,172	16,271
CO	711,892	711,892	299,225	149,139	8,358	188,945	645,667	127,825	171,601	87,631	79,589	466,646	-	66,225	179,021
Zambales 2nd DEO	476,986	476,986	232,336	68,970	61,544	86,697	449,547	56,136	108,029	123,234	123,265	410,664	-	27,439	38,883
Zambales															
PS	17,167	17,167	3,682	4,280	3,522	5,631	17,115	3,682	4,283	3,479	5,670	17,115	-	52	-
MOOE	24,338	24,338	1,002	2,839	1,347	18,067	23,256	930	2,780	1,611	11,939	17,260	-	1,082	5,996
CO	435,481	435,481	227,652	61,851	56,674	62,998	409,176	51,524	100,966	118,144	105,655	376,289	-	26,305	32,887
Regional Office IV-A	17,595,022	17,594,036	5,126,237	2,301,652	2,387,930	4,449,805	14,265,625	907,956	1,728,692	2,165,952	2,623,793	7,426,393	986	3,328,411	6,839,231
PS	477,507	477,507	100,562	106,271	94,913	174,173	475,919	99,667	106,162	94,660	145,023	445,512	-	1,588	30,407
MOOE	922,908	921,922	54,080	129,137	137,131	515,605	835,952	34,168	100,222	124,963	189,498	448,850	986	85,971	387,102
CO	16,194,607	16,194,607	4,971,595	2,066,245	2,155,886	3,760,028	12,953,754	774,121	1,522,308	1,946,330	2,289,272	6,532,032	-	3,240,853	6,421,723
Batangas 1st DEO	617,032	617,032	214,619	60,109	112,657	139,656	527,042	50,776	73,797	77,718	86,327	288,617	-	89,990	238,425
Batangas City															
PS	25,864	25,864	5,449	5,934	5,121	9,344	25,847	5,449	5,934	5,121	7,678	24,182	-	17	1,666
MOOE	51,814	51,814	7,446	6,762	9,183	27,331	50,722	1,723	7,395	7,986	10,220	27,324	-	1,092	23,398
CO	539,355	539,355	201,724	47,414	98,353	102,982	450,472	43,604	60,468	64,611	68,428	237,111	-	88,882	213,361
Batangas 2nd DEO	443,819	443,819	112,413	42,403	63,657	91,665	310,138	23,615	79,464	46,645	35,385	185,109	-	133,682	125,028
Batangas City															
PS	24,190	24,190	5,004	5,555	4,848	8,763	24,169	5,004	5,551	4,848	7,164	22,567	-	22	1,601
MOOE	83,644	83,644	3,839	8,072	8,357	59,806	80,073	3,186	6,070	5,843	6,805	21,905	-	3,570	58,169
CO	335,985	335,985	103,570	28,776	50,453	23,096	205,896	15,425	67,842	35,954	21,416	140,637	-	130,090	65,258
Batangas 4th DEO	700,397	700,397	295,525	30,974	84,782	179,118	590,399	84,918	98,979	77,461	95,410	356,768	-	109,998	233,631
Lipa City															
PS	18,877	18,877	3,655	4,352	3,545	7,306	18,857	3,440	4,350	3,626	5,868	17,284	-	20	1,573
MOOE	43,949	43,949	8,516	8,976	4,800	19,078	41,371	4,686	8,059	8,303	8,807	29,854	-	2,578	11,517
CO	637,570	637,570	283,354	17,647	76,436	152,734	530,171	76,792	86,571	65,532	80,735	309,630	-	107,399	220,541
Quezon 2nd DEO	1,137,261	1,137,261	369,221	307,058	131,860	248,923	1,057,062	39,301	125,881	226,343	222,128	613,652	-	80,198	443,410
Lucena City															
PS	22,436	22,436	4,644	4,937	4,290	8,406	22,278	4,639	4,942	4,290	8,395	22,267	-	158	11
MOOE	43,610	43,610	2,802	4,530	3,989	18,183	29,503	2,797	2,836	4,814	5,447	15,893	-	14,107	13,610
CO	1,071,215	1,071,215	361,775	297,591	123,580	222,335	1,005,282	31,864	118,103	217,239	208,286	575,493	-	65,933	429,789

Note: Differences between the totals and the sum of components are due to rounding-off.

NATIONAL GOVERNMENT OF THE REPUBLIC OF THE PHILIPPINES
Statement of Appropriations, Allotments, Obligations, Disbursements and Balances

Statement D

By Department/Office/Agency/Province/City
 For Fiscal Year 2014
 (in thousand pesos)

Particulars	Appropriations Total	Allotments Total	Obligations					Disbursements					Unreleased Appropriations	Unobligated Allotments	Unpaid Obligations
			1st Qtr	2nd Qtr	3rd Qtr	4th Qtr	Total	1st Qtr	2nd Qtr	3rd Qtr	4th Qtr	Total			
Quezon 4th DEO	788,451	788,451	7,640	12,907	165,314	473,821	659,682	7,491	12,621	25,468	153,511	199,092	-	128,770	460,590
Lucena City															
PS	31,111	31,111	6,054	6,361	5,335	13,308	31,058	6,054	6,361	5,335	10,464	28,214	-	53	2,844
MOOE	59,934	59,934	1,049	4,809	20,970	16,837	43,666	903	4,921	10,526	8,595	24,944	-	16,268	18,721
CO	697,407	697,407	537	1,737	139,009	443,675	584,958	534	1,340	9,608	134,451	145,933	-	112,448	439,025
Rizal 2nd DEO	647,994	647,994	175,728	143,736	73,426	110,540	503,431	5,962	101,227	75,033	106,004	288,226	-	144,564	215,205
Pasig City															
PS	22,891	22,891	4,569	5,030	4,841	7,731	22,170	4,301	5,286	4,714	6,003	20,304	-	721	1,866
MOOE	49,968	49,968	1,670	6,003	6,552	32,642	46,867	525	5,227	6,959	5,714	18,425	-	3,101	28,442
CO	575,135	575,135	169,489	132,704	62,033	70,168	434,394	1,136	90,714	63,361	94,286	249,497	-	140,742	184,897
Regional Office Proper	3,224,969	3,224,969	350,979	714,135	635,231	736,054	2,436,399	27,294	198,451	252,432	341,962	820,139	-	788,570	1,616,260
Quezon City															
PS	97,511	97,511	20,782	22,885	19,042	34,758	97,467	20,642	22,885	19,043	29,143	91,713	-	44	5,754
MOOE	97,907	97,907	-	191	195	82,832	83,218	-	191	195	41,524	41,911	-	14,688	41,308
CO	3,029,551	3,029,551	330,197	691,059	615,993	618,463	2,255,713	6,653	175,375	233,193	271,294	686,515	-	773,838	1,569,198
Cavite II DEO	731,049	730,063	256,815	93,293	146,794	168,329	665,231	18,074	97,580	108,530	127,223	351,406	986	64,832	313,825
Tagaytay City															
PS	28,142	28,142	6,092	6,633	5,901	9,467	28,092	5,978	6,280	5,769	7,917	25,944	-	50	2,148
MOOE	70,312	69,326	7,932	13,047	15,573	31,166	67,718	548	8,636	12,875	16,561	38,619	986	1,608	29,098
CO	632,596	632,596	242,792	73,613	125,320	127,697	569,421	11,548	82,664	89,886	102,745	286,843	-	63,175	282,579
Batangas 3rd DEO	1,040,663	1,040,663	689,720	24,142	68,965	145,655	928,482	70,093	197,977	229,894	223,627	721,591	-	112,181	206,891
Tanauan City															
PS	25,473	25,473	4,607	5,089	6,453	9,271	25,419	4,607	5,089	6,453	6,987	23,136	-	54	2,284
MOOE	36,422	36,422	661	7,334	3,278	16,170	27,444	566	3,767	5,583	8,357	18,273	-	8,979	9,170
CO	978,768	978,768	684,453	11,719	59,234	120,213	875,619	64,919	189,121	217,858	208,283	680,182	-	103,148	195,437
Cavite DEO	3,476,511	3,476,511	993,129	272,810	400,060	745,427	2,411,425	158,833	121,393	279,936	499,063	1,059,225	-	1,065,086	1,352,200
Trece Martinez City															
PS	27,100	27,100	6,193	6,279	5,397	9,222	27,091	6,193	6,279	5,397	9,219	27,088	-	9	3
MOOE	77,873	77,873	1,625	10,234	10,875	52,170	74,904	887	5,693	10,236	15,161	31,977	-	2,968	42,928
CO	3,371,538	3,371,538	985,311	256,296	383,788	684,034	2,309,430	151,753	109,422	264,303	474,683	1,000,160	-	1,062,108	1,309,270
Quezon 1st DEO	561,668	561,668	60,335	166,181	163,573	133,897	523,985	28,283	51,684	115,711	124,449	320,127	-	37,683	203,859
Quezon															
PS	26,095	26,095	5,813	5,187	5,215	9,838	26,053	5,659	5,198	5,081	8,456	24,393	-	42	1,660
MOOE	48,472	48,472	1,097	15,596	4,909	26,023	47,625	906	4,655	10,104	12,886	28,551	-	847	19,074
CO	487,101	487,101	53,425	145,398	153,449	98,036	450,308	21,718	41,831	100,526	103,107	267,183	-	36,793	183,125

Note: Differences between the totals and the sum of components are due to rounding-off.

NATIONAL GOVERNMENT OF THE REPUBLIC OF THE PHILIPPINES
Statement of Appropriations, Allotments, Obligations, Disbursements and Balances
 By Department/Office/Agency/Province/City
 For Fiscal Year 2014
 (in thousand pesos)

Statement D

Particulars	Appropriations Total	Allotments Total	Obligations					Disbursements					Unreleased Appropriations	Unobligated Allotments	Unpaid Obligations
			1st Qtr	2nd Qtr	3rd Qtr	4th Qtr	Total	1st Qtr	2nd Qtr	3rd Qtr	4th Qtr	Total			
Quezon 3rd DEO	693,071	693,071	172,200	311,634	83,931	70,679	638,444	58,467	144,448	225,796	150,602	579,314	-	54,627	59,130
Quezon															
PS	31,572	31,572	6,880	7,189	6,320	11,183	31,572	6,880	7,189	6,320	7,996	28,386	-	-	3,187
MOOE	79,199	79,199	11,037	21,385	19,361	21,215	72,997	11,037	21,024	19,722	18,211	69,993	-	6,202	3,004
CO	582,300	582,300	154,282	283,060	58,251	38,282	533,875	40,550	116,235	199,754	124,395	480,935	-	48,425	52,940
Rizal 1st DEO	1,025,530	1,025,530	396,212	39,107	140,382	291,126	866,828	93,006	96,382	127,468	174,390	491,245	-	158,702	375,583
Rizal															
PS	23,077	23,077	4,889	5,287	4,636	8,201	23,014	4,889	5,264	4,659	6,826	21,639	-	63	1,375
MOOE	41,460	41,460	801	2,943	7,887	28,101	39,732	801	2,741	2,829	10,975	17,346	-	1,728	22,387
CO	960,994	960,994	390,522	30,877	127,859	254,824	804,082	87,315	88,377	119,980	156,588	452,261	-	156,911	351,821
Laguna 1st DEO	559,917	559,917	196,802	11,504	39,734	169,088	417,128	54,637	56,669	61,610	62,979	235,896	-	142,789	181,232
Laguna															
PS	27,503	27,503	6,466	5,101	4,965	10,710	27,241	6,466	5,101	4,965	8,862	25,394	-	262	1,848
MOOE	48,048	48,048	363	3,776	7,019	34,438	45,596	360	3,697	5,120	8,892	18,069	-	2,452	27,527
CO	484,366	484,366	189,972	2,627	27,751	123,940	344,291	47,810	47,872	51,526	45,225	192,433	-	140,075	151,858
Laguna 2nd DEO	1,495,629	1,495,629	658,604	29,157	44,599	588,765	1,321,125	152,535	219,747	165,644	169,901	707,827	-	174,504	613,298
Laguna															
PS	22,969	22,969	4,700	5,252	4,466	8,533	22,951	4,700	5,252	4,501	7,190	21,643	-	18	1,308
MOOE	44,444	44,444	4,469	11,933	5,820	17,532	39,753	4,469	11,765	5,987	7,907	30,128	-	4,690	9,625
CO	1,428,217	1,428,217	649,435	11,973	34,313	562,700	1,258,421	143,366	202,730	155,156	154,804	656,056	-	169,796	602,365
Laguna 3rd DEO	451,060	451,060	176,296	42,501	32,965	157,062	408,823	34,672	52,391	70,264	50,832	208,159	-	42,237	200,664
San Pablo City, Laguna															
PS	22,696	22,696	4,765	5,202	4,540	8,133	22,639	4,765	5,202	4,540	6,853	21,359	-	57	1,280
MOOE	45,854	45,854	773	3,547	8,362	32,081	44,763	773	3,547	7,883	3,435	15,638	-	1,091	29,125
CO	382,510	382,510	170,758	33,752	20,063	116,847	341,421	29,134	43,643	57,842	40,544	171,163	-	41,089	170,258
Regional Office IV-B	10,060,010	10,060,010	1,022,859	2,670,087	3,093,481	1,799,633	8,586,061	205,211	891,692	1,093,543	1,776,688	3,967,134	-	1,473,950	4,618,926
PS	355,222	355,222	67,730	80,201	63,293	142,441	353,666	67,189	78,208	64,927	130,456	340,781	-	1,556	12,885
MOOE	646,276	646,276	23,841	124,117	131,930	315,956	595,845	12,234	90,149	90,850	152,361	345,595	-	50,431	250,249
CO	9,058,513	9,058,513	931,287	2,465,769	2,898,258	1,341,236	7,636,550	125,787	723,335	937,766	1,493,870	3,280,758	-	1,421,963	4,355,792
Mindoro Oriental DEO	777,279	777,279	143,743	145,377	78,687	173,536	541,343	21,175	140,877	129,538	103,499	395,089	-	235,936	146,254
Calapan City															
PS	28,013	28,013	5,125	6,116	5,044	11,583	27,869	5,125	6,116	5,044	11,583	27,869	-	143	-
MOOE	36,625	36,625	2,408	5,552	4,887	19,073	31,921	1,082	5,667	6,651	10,475	23,875	-	4,705	8,045
CO	712,641	712,641	136,209	133,709	68,757	142,879	481,553	14,968	129,094	117,843	81,440	343,344	-	231,088	138,209

Note: Differences between the totals and the sum of components are due to rounding-off.

NATIONAL GOVERNMENT OF THE REPUBLIC OF THE PHILIPPINES
Statement of Appropriations, Allotments, Obligations, Disbursements and Balances

Statement D

By Department/Office/Agency/Province/City
 For Fiscal Year 2014
 (in thousand pesos)

Particulars	Appropriations Total	Allotments Total	Obligations					Disbursements					Unreleased Appropriations	Unobligated Allotments	Unpaid Obligations
			1st Qtr	2nd Qtr	3rd Qtr	4th Qtr	Total	1st Qtr	2nd Qtr	3rd Qtr	4th Qtr	Total			
Southern Mindoro DEO	715,505	715,505	214,864	128,303	59,755	155,507	558,428	39,075	117,434	99,071	113,206	368,786	-	157,077	189,642
Roxas Oriental Mindoro															
PS	25,458	25,458	4,829	5,443	4,912	9,958	25,141	4,329	5,767	5,088	8,598	23,781	-	316	1,360
MOOE	39,286	39,286	1,407	4,329	5,852	13,965	25,552	1,300	4,190	5,434	10,587	21,511	-	13,734	4,041
CO	650,761	650,761	208,628	118,531	48,991	131,584	507,734	33,446	107,477	88,549	94,022	323,493	-	143,027	184,241
Regional Office Proper	4,458,970	4,458,970	111,836	1,388,446	2,180,760	263,246	3,944,288	40,094	172,574	332,549	760,709	1,305,926	-	514,682	2,638,362
Quezon City															
PS	109,478	109,478	20,588	25,315	21,215	41,651	108,770	20,588	25,315	21,215	41,651	108,770	-	708	-
MOOE	39,044	39,044	22	69	8,091	22,038	30,220	-	-	7,999	(1,887)	6,112	-	8,825	24,108
CO	4,310,448	4,310,448	91,225	1,363,062	2,151,454	199,557	3,805,298	19,506	147,259	303,335	720,945	1,191,045	-	505,150	2,614,254
Palawan 3rd DEO	380,439	380,439	52,109	91,102	59,413	122,036	324,659	13,905	39,688	57,367	79,624	190,583	-	55,780	134,076
Puerto Princesa City															
PS	23,177	23,177	5,221	5,056	4,343	8,540	23,160	5,504	4,773	3,917	7,672	21,867	-	17	1,294
MOOE	50,093	50,093	1,047	7,544	8,024	30,205	46,820	1,047	5,815	7,197	13,556	27,614	-	3,273	19,206
CO	307,168	307,168	45,841	78,501	47,046	83,291	254,678	7,354	29,100	46,254	58,395	141,103	-	52,489	113,576
Palawan 1st DEO	686,221	686,221	130,695	159,973	194,568	105,545	590,780	18,331	41,523	100,310	93,078	253,243	-	95,441	337,538
Palawan															
PS	30,784	30,784	5,833	7,021	5,758	12,155	30,768	5,705	6,810	5,800	10,301	28,616	-	15	2,152
MOOE	96,239	96,239	2,303	25,939	23,935	42,947	95,123	1,620	10,382	13,588	21,265	46,854	-	1,116	48,269
CO	559,198	559,198	122,559	127,012	164,875	50,443	464,889	11,006	24,332	80,923	61,512	177,773	-	94,309	287,116
Palawan 2nd DEO	746,019	746,019	93,110	185,671	105,179	198,118	582,077	13,979	62,383	93,793	159,729	329,883	-	163,942	252,194
Palawan															
PS	34,494	34,494	8,007	9,439	4,010	12,897	34,352	7,807	7,616	5,852	10,855	32,129	-	142	2,223
MOOE	125,913	125,913	3,537	11,535	27,199	80,037	122,308	2,673	11,467	11,129	34,453	59,721	-	3,605	62,586
CO	585,612	585,612	81,566	164,697	73,970	105,185	425,418	3,498	43,301	76,812	114,421	238,033	-	160,195	187,385
Romblon DEO	832,484	832,484	214,888	110,343	225,144	173,246	723,621	41,033	131,721	102,409	199,993	475,154	-	108,863	248,467
Romblon															
PS	30,901	30,901	6,220	7,432	5,964	11,285	30,901	6,220	7,432	5,964	9,360	28,976	-	-	1,925
MOOE	91,633	91,633	5,407	19,923	20,670	44,438	90,438	1,853	18,327	13,534	26,013	59,726	-	1,195	30,712
CO	709,950	709,950	203,260	82,988	198,511	117,523	602,282	32,960	105,961	82,911	164,620	386,452	-	107,668	215,830
Marinduque DEO	388,356	388,356	25,192	44,019	37,052	236,503	342,767	7,060	42,852	34,378	56,588	140,878	-	45,589	201,889
Marinduque															
PS	30,642	30,642	5,437	6,711	5,562	12,779	30,489	5,437	6,711	5,562	11,102	28,812	-	153	1,677
MOOE	53,051	53,051	4,306	17,773	5,805	22,962	50,846	811	15,857	8,257	8,770	33,696	-	2,205	17,151
CO	304,663	304,663	15,449	19,535	25,684	200,763	261,431	812	20,283	20,558	36,716	78,370	-	43,231	183,061

Note: Differences between the totals and the sum of components are due to rounding-off.

NATIONAL GOVERNMENT OF THE REPUBLIC OF THE PHILIPPINES
Statement of Appropriations, Allotments, Obligations, Disbursements and Balances
 By Department/Office/Agency/Province/City
 For Fiscal Year 2014
 (in thousand pesos)

Statement D

Particulars	Appropriations Total	Allotments Total	Obligations					Disbursements					Unreleased Appropriations	Unobligated Allotments	Unpaid Obligations
			1st Qtr	2nd Qtr	3rd Qtr	4th Qtr	Total	1st Qtr	2nd Qtr	3rd Qtr	4th Qtr	Total			
Mindoro Occidental DEO	1,074,737	1,074,737	36,424	416,854	152,923	371,896	978,097	10,560	142,641	144,128	210,263	507,593	-	96,640	470,504
Mindoro Occidental															
PS	42,276	42,276	6,469	7,668	6,485	21,593	42,214	6,474	7,668	6,485	19,334	39,960	-	61	2,254
MOOE	114,390	114,390	3,404	31,452	27,469	40,292	102,617	1,849	18,446	17,062	29,130	66,487	-	11,773	36,130
CO	918,072	918,072	26,550	377,735	118,970	310,011	833,266	2,237	116,527	120,582	161,799	401,146	-	84,806	432,120
Regional Office V	14,485,584	14,485,584	3,092,138	1,684,770	3,539,383	4,182,924	12,499,214	372,011	1,065,609	1,835,880	2,488,599	5,762,098	-	1,986,370	6,737,115
PS	467,463	467,463	94,502	115,172	91,778	147,040	448,493	91,348	115,961	89,108	122,234	418,652	-	18,970	29,841
MOOE	690,320	690,320	31,912	137,151	122,639	329,730	621,432	3,999	95,710	108,349	204,805	412,864	-	68,888	208,568
CO	13,327,801	13,327,801	2,965,723	1,432,447	3,324,965	3,706,154	11,429,289	276,664	853,937	1,638,422	2,161,559	4,930,582	-	1,898,512	6,498,706
Regional Office Proper	5,175,715	5,175,715	432,300	380,460	1,075,034	2,637,314	4,525,108	44,370	105,008	599,951	630,690	1,380,019	-	650,606	3,145,090
Legazpi City															
PS	115,957	115,957	23,729	28,892	23,374	39,828	115,823	22,339	30,282	23,322	29,576	105,518	-	134	10,305
MOOE	77,565	77,565	854	23,092	551	53,068	77,565	1,095	19,330	13,430	33,491	67,346	-	-	10,219
CO	4,982,193	4,982,193	407,717	328,476	1,051,109	2,544,418	4,331,720	20,936	55,397	563,199	567,623	1,207,154	-	650,472	3,124,566
Albay 1st DEO	514,585	514,585	168,489	49,843	85,723	137,379	441,435	6,294	38,490	84,710	101,987	231,481	-	73,151	209,954
Legazpi City															
PS	18,564	18,564	3,426	4,043	4,457	6,307	18,232	3,426	4,043	4,457	5,282	17,207	-	332	1,025
MOOE	28,933	28,933	2,237	6,172	3,830	12,363	24,603	22	5,519	3,782	8,903	18,226	-	4,330	6,377
CO	467,089	467,089	162,826	39,629	77,436	118,709	398,600	2,846	28,928	76,472	87,802	196,048	-	68,489	202,552
Albay 2nd DEO	520,358	520,358	95,337	93,321	128,660	49,965	367,283	6,702	41,085	75,014	112,714	235,514	-	153,075	131,769
Legazpi City															
PS	25,790	25,790	5,384	7,675	3,533	7,789	24,381	5,256	6,219	5,103	7,723	24,302	-	1,409	80
MOOE	42,618	42,618	1,080	2,826	19,063	14,930	37,899	82	2,337	5,337	19,615	27,372	-	4,718	10,527
CO	451,950	451,950	88,873	82,820	106,063	27,246	305,002	1,364	32,528	64,574	85,375	183,841	-	146,948	121,161
Albay 3rd DEO	521,294	521,294	36,489	18,102	358,842	82,719	496,153	3,896	25,587	20,121	108,088	157,692	-	25,142	338,461
Ligao City															
PS	20,795	20,795	4,251	4,723	4,311	7,411	20,696	3,537	5,091	4,657	5,640	18,925	-	99	1,771
MOOE	49,800	49,800	1,796	6,843	4,263	29,255	42,157	30	2,492	4,427	14,769	21,719	-	7,644	20,438
CO	450,699	450,699	30,442	6,537	350,269	46,053	433,300	329	18,004	11,036	87,679	117,048	-	17,399	316,252
Masbate City 1st DEO	562,800	562,800	71,986	198,286	159,307	67,035	496,614	15,877	70,512	35,442	208,901	330,731	-	66,187	165,883
Masbate City															
PS	24,331	24,331	4,882	6,161	4,743	8,437	24,222	4,873	6,252	854	11,200	23,179	-	109	1,043
MOOE	42,414	42,414	3,626	6,075	4,627	9,844	24,171	100	9,847	3,013	8,717	21,676	-	18,242	2,495
CO	496,056	496,056	63,478	186,051	149,937	48,754	448,220	10,904	54,413	31,575	188,984	285,876	-	47,836	162,344

Note: Differences between the totals and the sum of components are due to rounding-off.

NATIONAL GOVERNMENT OF THE REPUBLIC OF THE PHILIPPINES
Statement of Appropriations, Allotments, Obligations, Disbursements and Balances

Statement D

By Department/Office/Agency/Province/City
 For Fiscal Year 2014
 (in thousand pesos)

Particulars	Appropriations Total	Allotments Total	Obligations					Disbursements					Unreleased Appropriations	Unobligated Allotments	Unpaid Obligations
			1st Qtr	2nd Qtr	3rd Qtr	4th Qtr	Total	1st Qtr	2nd Qtr	3rd Qtr	4th Qtr	Total			
Masbate City 2nd DEO	419,342	419,342	9,275	43,414	204,605	104,948	362,242	5,724	18,151	17,994	77,531	119,400	-	57,099	242,842
Masbate City															
PS	22,798	22,798	4,770	5,733	4,711	7,528	22,742	4,648	5,711	4,707	6,111	21,177	-	56	1,565
MOOE	33,683	33,683	239	5,294	1,829	13,184	20,546	278	6,671	5,038	4,553	16,540	-	13,137	4,006
CO	362,861	362,861	4,267	32,387	198,064	84,236	318,954	798	5,769	8,249	66,867	81,683	-	43,907	237,271
Sorsogon City 2nd DEO	850,714	850,714	298,786	163,600	145,952	134,229	742,567	50,407	72,979	288,663	205,696	617,744	-	108,148	124,822
Sorsogon City															
PS	22,208	22,208	4,365	5,268	4,390	8,133	22,156	3,844	5,715	3,739	6,958	20,256	-	52	1,900
MOOE	33,660	33,660	2,652	8,700	5,296	10,725	27,373	136	6,830	6,028	13,666	26,661	-	6,287	711
CO	794,846	794,846	291,769	149,632	136,267	115,371	693,038	46,427	60,434	278,895	185,071	570,827	-	101,808	122,211
Masbate III DEO	292,533	292,533	42,035	70,742	134,180	14,204	261,160	4,758	38,861	74,246	22,671	140,536	-	31,373	120,624
Masbate															
PS	19,813	19,813	3,993	4,882	3,899	1,041	13,815	3,986	4,887	3,901	1,041	13,815	-	5,998	-
MOOE	26,919	26,919	489	2,605	10,611	13,163	26,868	65	1,549	7,104	800	9,519	-	50	17,349
CO	245,802	245,802	37,553	63,254	119,670	-	220,477	707	32,424	63,240	20,831	117,202	-	25,325	103,275
Camarines Norte	1,465,475	1,465,475	411,951	295,083	249,325	408,456	1,364,817	119,156	120,351	194,269	215,554	649,330	-	100,658	715,486
Camarines Norte DEO															
PS	23,969	23,969	4,718	5,912	4,701	8,349	23,679	4,837	5,801	4,693	5,665	20,995	-	290	2,684
MOOE	58,923	58,923	1,632	6,960	7,561	42,769	58,923	465	8,340	6,441	17,998	33,244	-	-	25,679
CO	1,382,583	1,382,583	405,601	282,211	237,064	357,338	1,282,214	113,855	106,210	183,135	191,891	595,091	-	100,368	687,123
Camarines Sur 2nd DEO	948,733	948,733	553,304	31,567	95,449	84,411	764,731	10,919	148,370	111,262	88,564	359,115	-	184,002	405,616
Camarines Sur															
PS	24,581	24,581	4,916	5,836	4,889	8,845	24,486	4,740	5,864	4,893	7,482	22,978	-	95	1,508
MOOE	38,098	38,098	1,487	4,685	9,211	18,213	33,596	1,008	1,813	6,737	7,093	16,652	-	4,502	16,944
CO	886,054	886,054	546,901	21,046	81,349	57,353	706,648	5,171	140,693	99,632	73,989	319,485	-	179,406	387,163
Camarines Sur 3rd DEO	621,118	621,118	135,284	71,288	233,052	70,781	510,405	6,474	94,370	61,230	171,681	333,755	-	110,713	176,650
Camarines Sur															
PS	28,016	28,016	6,166	6,412	5,380	10,028	27,986	6,166	6,412	5,380	8,418	26,375	-	30	1,610
MOOE	51,861	51,861	6,636	12,400	10,847	21,978	51,860	141	12,295	6,500	20,555	39,492	-	1	12,368
CO	541,241	541,241	122,482	52,476	216,826	38,775	430,560	167	75,662	49,350	142,709	267,888	-	110,681	162,672
Camarines Sur 4th DEO	539,373	539,373	297,586	19,748	86,627	49,055	453,015	35,503	102,169	62,080	86,693	286,445	-	86,358	166,571
Camarines Sur															
PS	19,962	19,962	3,852	5,812	3,719	6,064	19,447	3,852	5,800	3,719	4,564	17,936	-	514	1,512
MOOE	28,579	28,579	1,357	5,284	7,038	13,693	27,371	217	510	3,115	9,812	13,654	-	1,208	13,717
CO	490,833	490,833	292,376	8,652	75,870	29,299	406,197	31,434	95,858	55,246	72,317	254,855	-	84,636	151,341

Note: Differences between the totals and the sum of components are due to rounding-off.

NATIONAL GOVERNMENT OF THE REPUBLIC OF THE PHILIPPINES
Statement of Appropriations, Allotments, Obligations, Disbursements and Balances
 By Department/Office/Agency/Province/City
 For Fiscal Year 2014
 (in thousand pesos)

Statement D

Particulars	Appropriations Total	Allotments Total	Obligations					Disbursements					Unreleased Appropriations	Unobligated Allotments	Unpaid Obligations
			1st Qtr	2nd Qtr	3rd Qtr	4th Qtr	Total	1st Qtr	2nd Qtr	3rd Qtr	4th Qtr	Total			
Camarines Sur 5th DEO	338,530	338,530	180,607	23,394	44,460	19,950	268,411	5,266	30,607	28,857	4,597	69,327	-	70,119	199,084
Camarines Sur															
PS	23,575	23,575	4,757	5,656	4,621	-	15,034	4,693	5,719	4,622	-	15,034	-	8,540	c
MOOE	31,716	31,716	2,090	4,911	4,746	19,950	31,697	75	1,386	5,409	987	7,857	-	20	23,840
CO	283,239	283,239	173,760	12,826	35,093	-	221,680	498	23,503	18,826	3,610	46,436	-	61,559	175,244
Catanduanes DEO	820,945	820,945	110,440	84,062	317,406	207,944	719,852	7,702	16,043	46,749	192,182	262,677	-	101,093	457,175
Catanduanes															
PS	30,671	30,671	6,511	7,613	6,214	10,244	30,582	6,511	7,613	6,214	8,369	28,707	-	89	1,875
MOOE	75,279	75,279	4,887	30,643	17,879	21,797	75,206	15	3,388	20,366	22,722	46,492	-	73	28,714
CO	714,995	714,995	99,042	45,806	293,313	175,902	614,064	1,176	5,042	20,169	161,090	187,478	-	100,931	426,586
Regional Office VI	16,234,781	16,234,399	3,089,700	6,393,570	2,487,241	1,794,027	13,764,538	474,346	1,818,849	2,077,339	2,556,440	6,926,973	382	2,469,861	6,837,566
PS	453,923	453,923	91,780	99,554	89,588	153,277	434,199	88,656	100,451	87,072	116,488	392,667	-	19,724	41,532
MOOE	909,402	909,402	73,202	139,986	180,988	299,546	693,722	45,408	129,484	122,840	187,994	485,726	-	215,680	207,996
CO	14,871,457	14,871,074	2,924,719	6,154,030	2,216,666	1,341,203	12,636,618	340,282	1,588,914	1,867,427	2,251,958	6,048,580	382	2,234,456	6,588,038
Bacolod City DEO	374,638	374,638	97,337	147,998	18,507	67,136	330,978	12,438	97,526	53,088	52,010	215,062	-	43,660	115,916
Bacolod City															
PS	23,190	23,190	4,701	4,855	4,232	8,045	21,832	4,586	4,795	4,235	5,855	19,471	-	1,358	2,361
MOOE	21,798	21,798	2,551	3,547	3,652	10,983	20,732	1,309	2,724	3,724	4,509	12,266	-	1,065	8,467
CO	329,650	329,650	90,086	139,596	10,623	48,109	288,414	6,543	90,007	45,129	41,646	183,325	-	41,236	105,089
Negros Occidental 4th DEO	276,122	276,122	67,424	80,223	23,743	46,119	217,509	52,535	37,509	54,234	46,700	190,978	-	58,613	26,531
Bago City															
PS	21,127	21,127	3,833	4,834	4,954	7,301	20,922	3,701	4,442	4,598	6,049	18,790	-	205	2,132
MOOE	34,366	34,366	1,784	7,609	6,356	12,420	28,168	1,117	8,001	6,543	10,993	26,654	-	6,198	1,514
CO	220,628	220,628	61,807	67,780	12,433	26,398	168,419	47,717	25,066	43,093	29,658	145,534	-	52,210	22,885
Regional Office Proper	8,509,051	8,509,051	982,049	4,418,628	1,316,899	428,677	7,146,252	64,931	758,366	791,286	1,262,075	2,876,659	-	1,362,798	4,269,594
Iloilo City															
PS	96,240	96,240	20,085	22,028	18,673	32,515	93,301	18,986	22,314	18,923	25,026	85,249	-	2,938	8,052
MOOE	197,953	197,953	509	916	32,885	14,421	48,730	355	817	16,433	2,662	20,268	-	149,223	28,463
CO	8,214,858	8,214,858	961,455	4,395,685	1,265,341	381,740	7,004,221	45,590	735,235	755,930	1,234,387	2,771,141	-	1,210,637	4,233,079
Iloilo 1st DEO	404,897	404,897	128,822	110,236	31,288	37,795	308,141	12,404	37,281	41,081	71,007	161,773	-	96,755	146,368
Iloilo City															
PS	22,964	22,964	4,928	5,436	4,660	7,902	22,927	4,928	5,437	4,660	6,428	21,452	-	38	1,475
MOOE	43,564	43,564	1,998	8,409	4,283	15,483	30,172	1,822	8,541	4,218	12,029	26,609	-	13,393	3,563
CO	338,368	338,368	121,897	96,391	22,345	14,410	255,043	5,654	23,304	32,204	52,550	113,712	-	83,325	141,330

Note: Differences between the totals and the sum of components are due to rounding-off.

NATIONAL GOVERNMENT OF THE REPUBLIC OF THE PHILIPPINES
Statement of Appropriations, Allotments, Obligations, Disbursements and Balances
By Department/Office/Agency/Province/City
For Fiscal Year 2014
(in thousand pesos)

Statement D

Particulars	Appropriations Total	Allotments Total	Obligations					Disbursements					Unreleased Appropriations	Unobligated Allotments	Unpaid Obligations
			1st Qtr	2nd Qtr	3rd Qtr	4th Qtr	Total	1st Qtr	2nd Qtr	3rd Qtr	4th Qtr	Total			
Iloilo City DEO	493,207	493,207	216,718	200,777	11,926	17,446	446,867	45,979	115,417	100,166	21,164	282,726	-	46,340	164,140
Iloilo 1st DEO															
PS	17,509	17,509	3,353	3,698	3,394	6,932	17,378	3,257	3,794	3,049	6,128	16,228	-	131	1,150
MOOE	26,298	26,298	630	5,886	6,747	6,600	19,864	250	5,618	2,334	11,495	19,697	-	6,434	168
CO	449,400	449,400	212,734	191,192	1,784	3,914	409,625	42,472	106,005	94,784	3,541	246,802	-	39,775	162,823
Negros Occidental 1st DEO	985,415	985,415	343,557	344,928	74,152	140,292	902,930	51,757	159,071	309,394	218,898	739,121	-	82,485	163,809
Talisay City															
PS	29,387	29,387	6,643	6,531	6,378	9,811	29,362	6,643	6,531	6,236	8,098	27,507	-	25	1,855
MOOE	98,971	98,971	16,992	19,156	17,387	41,325	94,860	8,053	15,819	19,719	24,326	67,918	-	4,111	26,942
CO	857,057	857,057	319,922	319,242	50,387	89,156	778,707	37,061	136,721	283,439	186,474	643,695	-	78,350	135,012
Aklan DEO	395,365	395,365	89,235	27,742	119,187	79,481	315,646	5,714	43,129	53,709	72,606	175,157	-	79,720	140,489
Aklan															
PS	23,032	23,032	4,776	5,268	4,788	8,117	22,949	4,776	5,259	4,787	6,467	21,289	-	83	1,660
MOOE	30,612	30,612	971	3,737	11,628	12,954	29,290	938	1,497	3,969	5,989	12,392	-	1,322	16,898
CO	341,721	341,721	83,488	18,737	102,772	58,410	263,407	-	36,373	44,953	60,149	141,476	-	78,314	121,931
Antique DEO	573,810	573,810	56,255	148,076	73,558	166,806	444,696	14,795	54,523	83,385	90,522	243,225	-	129,114	201,470
Antique															
PS	27,479	27,479	5,913	6,380	5,508	9,527	27,329	5,696	6,391	5,692	7,831	25,609	-	150	1,719
MOOE	81,123	81,123	2,178	18,561	19,020	33,096	72,855	1,601	13,098	15,645	24,631	54,975	-	8,267	17,880
CO	465,209	465,209	48,164	123,135	49,030	124,183	344,512	7,498	35,034	62,048	58,060	162,641	-	120,697	181,871
Capiz 1st DEO	493,879	493,879	177,595	63,525	148,655	59,458	449,234	30,148	66,874	77,097	126,147	300,266	-	44,645	148,968
Capiz															
PS	21,681	21,681	4,387	4,896	5,044	7,151	21,478	4,377	4,875	5,049	7,146	21,446	-	202	33
MOOE	34,074	34,074	6,374	3,795	8,039	15,525	33,733	1,217	8,506	3,691	6,790	20,204	-	342	13,529
CO	438,124	438,124	166,834	54,834	135,572	36,782	394,022	24,554	53,493	68,357	112,212	258,616	-	44,101	135,407
Capiz 2nd DEO	417,272	417,272	163,385	16,671	13,989	153,545	347,590	12,744	30,172	52,047	69,924	164,887	-	69,681	182,703
Capiz															
PS	18,648	18,648	3,378	3,980	3,900	7,215	18,473	3,317	4,041	2,874	7,457	17,689	-	175	784
MOOE	42,530	42,530	2,045	8,492	8,740	15,171	34,448	1,735	7,436	6,691	12,931	28,793	-	8,082	5,655
CO	356,093	356,093	157,962	4,200	1,349	131,159	294,669	7,693	18,695	42,483	49,535	118,406	-	61,424	176,264
Guimaras DEO	429,638	429,638	149,599	34,860	18,800	79,011	282,270	38,202	107,617	23,305	22,323	191,446	-	147,368	90,824
Guimaras															
PS	19,829	19,829	4,015	4,830	3,928	6,900	19,673	3,848	4,998	3,928	5,624	18,398	-	156	1,276
MOOE	32,388	32,388	3,604	6,056	3,408	18,956	32,024	2,582	6,523	3,964	4,807	17,875	-	364	14,149
CO	377,421	377,421	141,979	23,973	11,464	53,156	230,572	31,772	96,096	15,413	11,892	155,173	-	146,848	75,399

Note: Differences between the totals and the sum of components are due to rounding-off.

NATIONAL GOVERNMENT OF THE REPUBLIC OF THE PHILIPPINES
Statement of Appropriations, Allotments, Obligations, Disbursements and Balances

Statement D

By Department/Office/Agency/Province/City
 For Fiscal Year 2014
 (in thousand pesos)

Particulars	Appropriations Total	Allotments Total	Obligations					Disbursements					Unreleased Appropriations	Unobligated Allotments	Unpaid Obligations
			1st Qtr	2nd Qtr	3rd Qtr	4th Qtr	Total	1st Qtr	2nd Qtr	3rd Qtr	4th Qtr	Total			
Iloilo 2nd DEO	816,474	816,092	160,865	139,516	210,101	186,340	696,822	22,731	68,145	116,250	183,486	390,613	382	119,270	306,209
Iloilo															
PS	30,178	30,178	5,434	4,652	4,415	8,123	22,623	4,256	5,408	4,151	5,801	19,615	-	7,555	3,008
MOOE	83,385	83,385	16,827	19,458	26,371	17,418	80,075	13,336	15,408	9,701	32,787	71,233	-	3,310	8,842
CO	702,911	702,528	138,604	115,405	179,315	160,799	594,123	5,140	47,329	102,398	144,898	299,764	382	108,405	294,359
Iloilo 3rd DEO	872,517	872,517	148,438	421,175	166,579	93,485	829,676	29,856	83,126	119,732	170,566	403,280	-	42,840	426,397
Iloilo															
PS	23,269	23,269	4,774	5,376	4,786	8,155	23,092	4,773	5,346	4,802	6,546	21,468	-	177	1,624
MOOE	38,787	38,787	3,544	10,475	6,571	17,319	37,909	3,094	7,972	6,432	13,312	30,809	-	878	7,100
CO	810,460	810,460	140,119	405,323	155,222	68,010	768,675	21,988	69,808	108,498	150,708	351,002	-	41,785	417,673
Iloilo 4th DEO	251,204	251,204	92,164	34,268	33,197	52,566	212,194	16,935	48,867	33,605	48,806	148,213	-	39,010	63,981
Iloilo															
PS	21,786	21,786	4,604	4,711	4,370	7,288	20,974	4,604	4,711	4,370	5,959	19,644	-	813	1,329
MOOE	35,086	35,086	1,846	5,747	8,038	13,385	29,016	1,862	5,351	5,119	8,634	20,966	-	6,070	8,050
CO	194,332	194,332	85,714	23,809	20,789	31,893	162,204	10,469	38,804	24,116	34,213	107,602	-	32,127	54,602
Negros Occidental 2nd DEO	404,460	404,460	115,396	94,326	77,463	72,967	360,153	44,755	51,898	103,253	88,819	288,724	-	44,307	71,428
Negros Occidental															
PS	23,011	23,011	4,783	5,320	4,712	8,064	22,880	4,774	5,315	4,651	6,075	20,815	-	131	2,065
MOOE	33,335	33,335	3,446	5,239	5,723	14,661	29,068	3,456	5,002	5,481	12,089	26,029	-	4,267	3,039
CO	348,113	348,113	107,167	83,767	67,028	50,242	308,205	36,524	41,580	93,120	70,655	241,880	-	39,909	66,324
Negros Occidental 3rd DEO	536,835	536,835	100,860	110,621	149,196	112,903	473,581	18,422	59,327	65,706	11,388	154,843	-	63,254	318,738
Negros Occidental															
PS	34,592	34,592	6,171	6,758	5,845	10,231	29,005	6,134	6,795	5,068	-	17,996	-	5,587	11,009
MOOE	75,131	75,131	7,903	12,902	12,140	39,831	72,776	2,682	17,170	9,176	9	29,037	-	2,355	43,739
CO	427,113	427,113	86,786	90,962	131,211	62,841	371,800	9,606	35,362	51,463	11,379	107,810	-	55,313	263,990
Regional Office VII	13,748,594	13,748,594	3,129,647	3,110,244	1,994,009	3,268,111	11,502,011	702,834	1,488,275	1,534,349	1,927,031	5,652,490	-	2,246,583	5,849,521
PS	424,310	424,310	87,717	99,673	86,808	148,785	422,983	87,576	99,666	86,687	139,873	413,802	-	1,327	9,181
MOOE	702,473	702,473	33,710	123,547	163,144	333,588	653,989	22,436	90,778	114,825	163,839	391,878	-	48,485	262,111
CO	12,621,811	12,621,811	3,008,220	2,887,025	1,744,057	2,785,738	10,425,040	592,822	1,297,831	1,332,837	1,623,320	4,846,810	-	2,196,772	5,578,230
Regional Office Proper	3,235,997	3,235,997	395,382	1,472,544	371,002	523,237	2,762,164	50,901	167,929	379,328	494,444	1,092,601	-	473,832	1,669,563
Cebu City															
PS	111,511	111,511	23,726	26,168	21,991	39,500	111,385	23,665	26,122	22,088	38,697	110,572	-	126	813
MOOE	61,700	61,700	1,305	1,353	1,750	40,644	45,053	1,279	1,189	1,705	1,818	5,991	-	16,648	39,062
CO	3,062,785	3,062,785	370,350	1,445,023	347,261	443,092	2,605,727	25,957	140,618	355,535	453,929	976,038	-	457,059	1,629,688

Note: Differences between the totals and the sum of components are due to rounding-off.

NATIONAL GOVERNMENT OF THE REPUBLIC OF THE PHILIPPINES
Statement of Appropriations, Allotments, Obligations, Disbursements and Balances

Statement D

By Department/Office/Agency/Province/City
 For Fiscal Year 2014
 (in thousand pesos)

Particulars	Appropriations Total	Allotments Total	Obligations					Disbursements					Unreleased Appropriations	Unobligated Allotments	Unpaid Obligations
			1st Qtr	2nd Qtr	3rd Qtr	4th Qtr	Total	1st Qtr	2nd Qtr	3rd Qtr	4th Qtr	Total			
Cebu City DEO	906,537	906,537	381,942	125,849	78,894	165,628	752,312	114,196	219,256	106,215	54,476	494,143	-	154,225	258,170
Cebu City															
PS	24,431	24,431	5,212	5,606	4,689	8,924	24,431	5,212	5,601	4,694	8,514	24,021	-	c	410
MOOE	53,706	53,706	2,669	5,364	12,369	25,288	45,690	2,252	3,341	5,058	8,133	18,784	-	8,016	26,906
CO	828,401	828,401	374,061	114,879	61,835	131,416	682,192	106,732	210,314	96,463	37,829	451,338	-	146,209	230,854
Cebu City 1st DEO	866,980	866,980	260,569	163,761	207,736	143,614	775,680	71,501	112,948	120,035	164,590	469,075	-	91,300	306,605
Cebu City															
PS	24,066	24,066	4,898	5,373	5,145	8,460	23,877	4,877	5,394	5,108	8,259	23,638	-	189	238
MOOE	32,069	32,069	1,777	3,655	4,720	21,145	31,297	1,638	2,867	3,497	9,201	17,203	-	772	14,094
CO	810,845	810,845	253,894	154,732	197,871	114,009	720,506	64,986	104,686	111,431	147,131	428,234	-	90,338	292,272
Cebu City 5th DEO	744,248	744,248	185,203	221,165	83,841	166,083	656,291	9,005	63,211	86,567	157,948	316,731	-	87,957	339,560
Cebu City															
PS	17,643	17,643	4,043	3,795	3,784	5,987	17,608	4,043	3,795	3,784	5,987	17,608	-	35	-
MOOE	32,008	32,008	682	3,578	8,205	18,735	31,200	528	3,191	2,233	8,666	14,617	-	808	16,583
CO	694,597	694,597	180,478	213,792	71,853	141,360	607,483	4,434	56,225	80,550	143,295	284,506	-	87,114	322,977
Negros Oriental 2nd DEO	694,872	694,872	103,256	215,251	74,972	230,510	623,988	19,719	55,455	91,241	106,635	273,050	-	70,884	350,938
Dumaguete City															
PS	25,594	25,594	5,319	5,991	5,024	9,238	25,571	5,319	5,991	4,939	9,000	25,249	-	23	322
MOOE	35,630	35,630	951	6,955	6,025	20,999	34,930	551	3,846	7,152	4,102	15,652	-	700	19,278
CO	633,648	633,648	96,986	202,305	63,924	200,273	563,487	13,849	45,618	79,149	93,533	232,149	-	70,161	331,338
Cebu City 2nd DEO	654,384	654,384	121,674	93,341	76,267	328,872	620,154	48,119	53,596	40,333	99,418	241,466	-	34,230	378,688
Talisay City															
PS	23,068	23,068	4,717	5,677	4,617	7,911	22,922	4,717	5,677	4,617	5,968	20,980	-	146	1,943
MOOE	44,834	44,834	1,930	8,155	17,672	16,269	44,026	1,183	4,190	5,652	20,786	31,811	-	808	12,215
CO	586,482	586,482	115,027	79,509	53,977	304,692	553,205	42,220	43,728	30,063	72,664	188,675	-	33,277	364,530
Bohol 1st DEO	762,332	762,332	94,559	22,738	139,135	226,632	483,064	12,175	23,398	54,049	73,174	162,797	-	279,268	320,267
Tagbilaran City															
PS	28,897	28,897	5,761	6,348	5,363	11,362	28,834	5,761	6,348	5,363	11,362	28,834	-	62	-
MOOE	56,719	56,719	2,717	13,472	12,939	26,420	55,548	1,783	7,047	11,327	15,781	35,937	-	1,171	19,611
CO	676,716	676,716	86,080	2,917	120,833	188,850	398,681	4,631	10,003	37,359	46,031	98,025	-	278,035	300,656
Cebu 6th DEO	1,115,677	1,115,677	360,526	217,001	159,834	231,565	968,925	37,022	90,935	198,755	128,330	455,042	-	146,752	513,883
Mandaue City															
PS	16,660	16,660	3,109	3,902	3,336	5,999	16,346	3,109	3,902	3,336	5,550	15,898	-	314	448
MOOE	36,173	36,173	1,059	2,636	6,702	24,287	34,683	930	2,043	2,308	4,155	9,436	-	1,490	25,247
CO	1,062,843	1,062,843	356,358	210,463	149,796	201,280	917,896	32,983	84,990	193,111	118,625	429,709	-	144,948	488,187

Note: Differences between the totals and the sum of components are due to rounding-off.

NATIONAL GOVERNMENT OF THE REPUBLIC OF THE PHILIPPINES
Statement of Appropriations, Allotments, Obligations, Disbursements and Balances
 By Department/Office/Agency/Province/City
 For Fiscal Year 2014
 (in thousand pesos)

Statement D

Particulars	Appropriations Total	Allotments Total	Obligations					Disbursements					Unreleased Appropriations	Unobligated Allotments	Unpaid Obligations
			1st Qtr	2nd Qtr	3rd Qtr	4th Qtr	Total	1st Qtr	2nd Qtr	3rd Qtr	4th Qtr	Total			
Cebu 3rd DEO	782,396	782,396	215,536	36,252	137,007	305,448	694,243	92,080	111,228	94,235	110,751	408,294	-	88,153	285,949
Toledo City															
PS	22,711	22,711	4,678	5,256	5,126	7,565	22,625	4,678	5,256	5,126	7,565	22,625	-	86	-
MOOE	48,030	48,030	3,364	6,659	22,097	14,803	46,923	3,364	6,659	21,216	6,974	38,214	-	1,107	8,709
CO	711,655	711,655	207,493	24,338	109,783	283,080	624,695	84,037	99,313	67,893	96,211	347,454	-	86,960	277,240
Bohol 2nd DEO	713,085	713,085	44,051	48,638	132,844	231,787	457,320	8,958	40,346	54,110	93,480	196,893	-	255,765	260,428
Bohol															
PS	21,126	21,126	4,159	5,075	5,842	6,009	21,085	4,159	5,075	5,705	4,339	19,279	-	41	1,807
MOOE	46,956	46,956	2,185	12,313	11,471	20,367	46,335	256	10,947	9,898	10,712	31,813	-	622	14,521
CO	645,002	645,002	37,707	31,250	115,531	205,412	389,900	4,542	24,324	38,506	78,429	145,801	-	255,102	244,099
Bohol 3rd DEO	613,812	613,812	115,677	72,990	158,442	197,617	544,727	24,682	71,258	62,447	98,761	257,149	-	69,085	287,578
Bohol															
PS	25,200	25,200	5,359	6,224	5,049	8,568	25,200	5,359	6,224	5,049	8,568	25,200	-	c	-
MOOE	53,855	53,855	1,898	15,409	13,213	23,332	53,853	1,898	13,100	10,081	14,009	39,089	-	1	14,765
CO	534,758	534,758	108,420	51,357	140,180	165,717	465,674	17,425	51,934	47,317	76,185	192,861	-	69,084	272,813
Cebu 4th DEO	1,026,934	1,026,934	451,629	90,754	152,155	258,935	953,473	152,739	258,859	98,975	157,025	667,597	-	73,461	285,876
Cebu															
PS	23,146	23,146	4,777	5,331	4,603	8,282	22,993	4,777	5,296	4,638	7,383	22,094	-	153	900
MOOE	70,492	70,492	4,117	14,008	15,553	36,036	69,714	843	12,840	14,372	27,269	55,324	-	777	14,390
CO	933,296	933,296	442,734	71,415	131,999	214,617	860,765	147,119	240,723	79,965	122,372	590,179	-	72,531	270,586
Negros Oriental 1st DEO	589,619	589,619	110,540	113,957	63,978	52,824	341,299	5,506	38,004	23,720	43,019	110,249	-	248,320	231,049
Negros Oriental															
PS	22,463	22,463	4,460	5,538	4,467	7,983	22,447	4,460	5,538	4,467	7,983	22,447	-	16	-
MOOE	50,423	50,423	1,316	9,324	17,398	15,403	43,441	780	1,764	6,556	13,883	22,984	-	6,982	20,457
CO	516,733	516,733	104,764	99,095	42,113	29,438	275,410	266	30,702	12,697	21,153	64,818	-	241,323	210,592
Negros Oriental 3rd DEO	531,550	531,550	236,979	24,207	80,294	141,880	483,360	46,110	134,208	38,363	86,312	304,993	-	48,190	178,367
Negros Oriental															
PS	20,794	20,794	4,105	5,066	4,189	7,410	20,769	4,105	5,066	4,189	6,185	19,544	-	25	1,225
MOOE	49,246	49,246	5,021	13,507	9,494	20,966	48,988	2,677	11,108	10,169	12,105	36,059	-	258	12,929
CO	461,510	461,510	227,853	5,635	66,611	113,503	413,603	39,327	118,035	24,005	68,022	249,390	-	47,908	164,213
Siquijor DEO	510,170	510,170	52,128	191,796	77,608	63,479	385,011	10,121	47,645	85,975	58,668	202,410	-	125,160	182,601
Siquijor															
PS	16,999	16,999	3,394	4,322	3,584	5,588	16,888	3,335	4,381	3,584	4,513	15,813	-	111	1,075
MOOE	30,632	30,632	2,720	7,159	3,535	8,894	22,308	2,474	6,646	3,600	6,245	18,965	-	8,325	3,343
CO	462,539	462,539	46,014	180,315	70,489	48,997	345,815	4,312	36,618	78,791	47,911	167,632	-	116,723	178,183

Note: Differences between the totals and the sum of components are due to rounding-off.

NATIONAL GOVERNMENT OF THE REPUBLIC OF THE PHILIPPINES
Statement of Appropriations, Allotments, Obligations, Disbursements and Balances
By Department/Office/Agency/Province/City
For Fiscal Year 2014
(in thousand pesos)

Statement D

Particulars	Appropriations Total	Allotments Total	Obligations					Disbursements					Unreleased Appropriations	Unobligated Allotments	Unpaid Obligations
			1st Qtr	2nd Qtr	3rd Qtr	4th Qtr	Total	1st Qtr	2nd Qtr	3rd Qtr	4th Qtr	Total			
Regional Office VIII	12,669,980	12,669,980	3,525,450	2,114,289	1,774,749	3,409,100	10,823,587	635,131	1,308,624	1,933,234	1,911,487	5,788,476	-	1,846,393	5,035,111
PS	428,919	428,919	90,406	104,878	86,934	140,594	422,812	90,406	104,838	84,743	128,924	408,911	-	6,107	13,901
MOOE	765,395	765,395	41,125	124,051	123,786	386,542	675,504	31,195	105,589	111,271	193,575	441,630	-	89,891	233,874
CO	11,475,665	11,475,665	3,393,918	1,885,360	1,564,028	2,881,964	9,725,271	513,530	1,098,196	1,737,221	1,588,989	4,937,935	-	1,750,394	4,787,335
Leyte 5th DEO	835,159	835,159	377,553	93,720	106,867	102,192	680,332	49,149	174,589	108,814	116,736	449,288	-	154,827	231,044
Baybay City															
PS	22,899	22,899	4,664	5,452	4,949	7,773	22,838	4,664	5,452	4,949	7,757	22,822	-	62	16
MOOE	43,349	43,349	1,648	10,504	11,203	19,353	42,708	1,558	7,975	12,020	9,235	30,788	-	641	11,920
CO	768,910	768,910	371,242	77,764	90,715	75,066	614,786	42,928	161,162	91,845	99,743	395,679	-	154,124	219,108
Samar 1st DEO	1,423,350	1,423,350	543,873	363,247	138,141	292,550	1,337,811	119,877	223,861	251,001	203,476	798,216	-	85,539	539,595
Calbayog City															
PS	23,571	23,571	5,135	5,581	4,857	7,976	23,549	5,135	5,581	4,857	5,846	21,419	-	21	2,130
MOOE	45,277	45,277	4,184	12,674	9,981	16,869	43,708	4,177	7,926	14,090	1,965	28,157	-	1,569	15,551
CO	1,354,502	1,354,502	534,554	344,991	123,302	267,705	1,270,553	110,565	210,354	232,054	195,665	748,639	-	83,948	521,914
Samar 2nd DEO	697,142	697,142	154,190	44,305	51,462	264,734	514,690	22,021	48,038	43,226	106,776	220,061	-	182,452	294,629
Catbalogan City															
PS	24,698	24,698	5,284	6,648	5,078	7,626	24,635	5,284	6,648	5,078	6,016	23,026	-	64	1,609
MOOE	55,127	55,127	4,560	10,416	9,520	29,911	54,407	3,993	11,033	9,265	21,225	45,517	-	720	8,890
CO	617,317	617,317	144,346	27,241	36,865	227,197	435,649	12,744	30,357	28,883	79,535	151,518	-	181,668	284,131
Leyte 4th DEO	444,372	444,372	66,629	55,924	116,516	178,519	417,587	15,658	42,776	66,380	80,940	205,754	-	26,785	211,833
Ormoc City															
PS	27,410	27,410	6,016	6,610	5,822	8,950	27,398	6,016	6,610	5,822	7,220	25,669	-	12	1,730
MOOE	57,040	57,040	7,996	7,118	7,149	32,758	55,021	429	7,320	12,206	12,656	32,611	-	2,018	22,410
CO	359,922	359,922	52,617	42,196	103,544	136,811	335,168	9,213	28,846	48,352	61,064	147,475	-	24,754	187,693
Southern Leyte DEO	944,891	944,891	257,782	119,918	269,300	162,319	809,319	47,544	74,029	137,988	138,401	397,962	-	135,572	411,357
Maasin City															
PS	32,930	32,930	6,748	8,257	7,216	10,132	32,353	6,748	8,253	6,719	10,596	32,315	-	577	38
MOOE	108,796	108,796	3,660	15,848	11,032	27,997	58,536	3,221	13,768	12,506	14,071	43,566	-	50,260	14,971
CO	803,166	803,166	247,374	95,813	251,052	124,190	718,430	37,575	52,009	118,763	113,734	322,081	-	84,736	396,349
Tacloban City DEO	514,842	514,842	34,633	51,005	112,765	251,149	449,552	7,807	15,555	31,956	71,692	127,010	-	65,290	322,543
Tacloban City															
PS	16,614	16,614	3,400	3,811	3,242	6,005	16,458	3,400	3,811	3,242	5,904	16,357	-	156	102
MOOE	23,227	23,227	1,339	4,359	1,306	15,707	22,711	1,302	4,231	1,371	3,945	10,849	-	516	11,863
CO	475,001	475,001	29,894	42,835	108,217	229,437	410,383	3,106	7,512	27,343	61,844	99,805	-	64,618	310,578

Note: Differences between the totals and the sum of components are due to rounding-off.

NATIONAL GOVERNMENT OF THE REPUBLIC OF THE PHILIPPINES
Statement of Appropriations, Allotments, Obligations, Disbursements and Balances

Statement D

By Department/Office/Agency/Province/City
 For Fiscal Year 2014
 (in thousand pesos)

Particulars	Appropriations Total	Allotments Total	Obligations					Disbursements					Unreleased Appropriations	Unobligated Allotments	Unpaid Obligations
			1st Qtr	2nd Qtr	3rd Qtr	4th Qtr	Total	1st Qtr	2nd Qtr	3rd Qtr	4th Qtr	Total			
Leyte 1st DEO	411,069	411,069	167,743	135,875	43,182	39,295	386,096	59,939	9,406	118,981	69,432	257,757	-	24,973	128,338
Tacloban City															
PS	27,514	27,514	6,015	6,724	5,699	8,798	27,235	6,015	6,724	3,981	8,728	25,448	-	279	1,787
MOOE	27,504	27,504	1,476	3,188	2,604	20,236	27,504	1,515	1,948	790	1,324	5,576	-	-	21,928
CO	356,051	356,051	160,252	125,963	34,880	10,262	331,356	52,408	734	114,210	59,380	226,732	-	24,694	104,624
Biliran DEO	597,819	597,819	314,227	26,117	29,876	139,037	509,256	57,081	86,829	108,772	64,855	317,537	-	88,562	191,719
Biliran															
PS	25,168	25,168	5,338	6,120	4,896	8,788	25,143	5,338	6,118	4,896	8,745	25,098	-	26	45
MOOE	41,642	41,642	3,491	11,912	5,284	17,953	38,641	3,282	10,951	6,168	11,025	31,425	-	3,001	7,215
CO	531,009	531,009	305,397	8,085	19,696	112,295	445,473	48,462	69,761	97,708	45,084	261,014	-	85,536	184,459
Regional Office Proper	3,029,335	3,029,335	774,500	988,199	236,800	757,159	2,756,659	66,524	238,276	786,360	525,235	1,616,396	-	272,675	1,140,263
Leyte															
PS	105,169	105,169	21,769	24,544	20,621	34,800	101,733	21,769	24,524	20,641	33,645	100,578	-	3,436	1,155
MOOE	53,964	53,964	2,295	3,411	11,205	33,915	50,825	1,650	2,720	3,907	4,949	13,226	-	3,139	37,599
CO	2,870,202	2,870,202	750,437	960,245	204,974	688,445	2,604,101	43,106	211,032	761,813	486,641	1,502,592	-	266,100	1,101,510
Leyte 2nd	802,204	802,204	353,911	46,369	67,230	239,418	706,928	85,028	147,101	62,340	99,827	394,297	-	95,276	312,631
Leyte															
PS	25,029	25,029	5,011	6,669	4,678	7,811	24,169	5,011	6,669	4,678	7,176	23,534	-	860	635
MOOE	46,191	46,191	2,170	10,879	7,448	23,534	44,030	2,170	7,836	9,569	7,939	27,514	-	2,161	16,516
CO	730,984	730,984	346,730	28,821	55,104	208,073	638,728	77,847	132,596	48,093	84,713	343,249	-	92,256	295,479
Leyte 3rd	365,911	365,911	193,832	27,599	47,058	33,998	302,487	34,385	97,271	63,846	66,097	261,599	-	63,425	40,888
Leyte															
PS	20,825	20,825	4,688	4,765	4,330	6,943	20,727	4,688	4,765	4,329	5,334	19,117	-	99	1,610
MOOE	44,405	44,405	2,807	6,096	9,937	13,088	31,928	2,734	3,789	3,187	13,664	23,373	-	12,477	8,555
CO	300,681	300,681	186,337	16,738	32,790	13,967	249,832	26,963	88,717	56,330	47,099	219,109	-	50,849	30,723
Eastern Samar DEO	1,076,603	1,076,603	122,618	77,301	282,799	301,093	783,811	52,172	61,061	56,989	183,487	353,709	-	292,792	430,102
Eastern Samar															
PS	31,640	31,640	7,021	7,245	6,539	10,521	31,327	7,021	7,245	6,539	8,396	29,202	-	313	2,125
MOOE	125,473	125,473	4,266	15,605	21,300	80,403	121,574	3,947	15,129	10,996	56,700	86,772	-	3,899	34,802
CO	919,491	919,491	111,331	54,451	254,960	210,169	630,910	41,203	38,687	39,454	118,390	237,735	-	288,581	393,175
Northern Samar 1st DEO	844,823	844,823	40,212	50,134	125,224	412,500	628,069	7,954	30,832	43,058	115,181	197,025	-	216,755	431,044
Northern Samar															
PS	24,985	24,985	4,925	7,577	4,877	7,600	24,980	4,925	7,563	4,882	7,225	24,595	-	6	385
MOOE	55,574	55,574	619	5,695	8,126	31,876	46,316	619	5,692	7,109	23,095	36,515	-	9,258	9,801
CO	764,264	764,264	34,668	36,862	112,220	373,024	556,774	2,410	17,577	31,067	84,861	135,916	-	207,491	420,858

Note: Differences between the totals and the sum of components are due to rounding-off.

NATIONAL GOVERNMENT OF THE REPUBLIC OF THE PHILIPPINES
Statement of Appropriations, Allotments, Obligations, Disbursements and Balances
By Department/Office/Agency/Province/City
For Fiscal Year 2014
(in thousand pesos)

Statement D

Particulars	Appropriations Total	Allotments Total	Obligations					Disbursements					Unreleased Appropriations	Unobligated Allotments	Unpaid Obligations
			1st Qtr	2nd Qtr	3rd Qtr	4th Qtr	Total	1st Qtr	2nd Qtr	3rd Qtr	4th Qtr	Total			
Northern Samar 2nd DEO	682,458	682,458	123,747	34,576	147,530	235,137	540,990	9,992	58,998	53,522	69,353	191,865	-	141,468	349,125
Northern Samar															
PS	20,465	20,465	4,393	4,875	4,129	6,871	20,268	4,393	4,875	4,129	6,335	19,732	-	197	536
MOOE	37,826	37,826	614	6,347	7,691	22,942	37,594	598	5,272	8,087	11,782	25,740	-	233	11,854
CO	624,166	624,166	118,739	23,355	135,710	205,324	483,128	5,000	48,851	41,305	51,235	146,392	-	141,038	336,735
Regional Office IX	10,586,613	10,576,613	2,800,801	2,901,163	1,828,082	1,693,480	9,223,526	442,096	1,295,434	1,091,076	2,732,091	5,560,696	10,000	1,353,087	3,662,830
PS	317,261	317,261	68,356	73,130	67,229	93,577	302,293	66,056	72,331	66,246	77,913	282,546	-	14,968	19,747
MOOE	457,200	457,200	17,853	69,730	74,047	228,601	390,231	14,318	62,018	65,533	105,788	247,656	-	66,969	142,575
CO	9,812,151	9,802,151	2,714,591	2,758,303	1,686,806	1,371,302	8,531,002	361,722	1,161,085	959,298	2,548,390	5,030,494	10,000	1,271,150	3,500,508
Zamboanga del Norte 1st DEO	647,635	647,635	147,911	89,896	119,419	115,436	472,662	14,715	38,591	38,093	49,369	140,767	-	174,973	331,895
Dipolog City															
PS	23,456	23,456	4,583	5,628	4,590	8,531	23,332	4,583	5,020	5,198	3,976	18,778	-	124	4,554
MOOE	54,912	54,912	1,002	6,654	5,847	30,877	44,381	315	4,132	6,053	10,446	20,946	-	10,532	23,435
CO	569,267	569,267	142,325	77,614	108,981	76,029	404,949	9,817	29,439	26,841	34,947	101,044	-	164,317	303,906
Isabela City DEO	140,160	130,160	4,482	27,640	37,111	19,147	88,380	4,796	9,742	16,793	41,061	72,392	10,000	41,780	15,988
Isabela City															
PS	24,778	24,778	3,916	4,215	3,680	5,648	17,459	3,916	4,215	3,662	5,644	17,437	-	7,319	22
MOOE	10,220	10,220	566	1,476	1,158	6,334	9,533	880	1,362	1,249	5,811	9,302	-	686	232
CO	105,162	95,162	-	21,949	32,273	7,164	61,387	-	4,165	11,882	29,606	45,653	10,000	33,775	15,734
Zamboanga del Sur 1st DEO	863,271	863,271	269,389	126,067	129,427	149,377	674,259	20,322	120,884	103,322	114,253	358,780	-	189,011	315,479
Pagadian City															
PS	22,382	22,382	4,930	5,317	4,769	7,366	22,382	4,074	5,754	5,066	5,930	20,823	-	-	1,558
MOOE	62,999	62,999	1,920	5,129	10,822	36,831	54,702	303	5,363	4,282	17,362	27,310	-	8,297	27,392
CO	777,890	777,890	262,539	115,621	113,836	105,180	597,176	15,945	109,766	93,974	90,962	310,647	-	180,714	286,528
Regional Office Proper	5,347,718	5,347,718	1,585,254	2,238,631	754,508	355,355	4,933,748	261,986	795,960	472,993	1,999,938	3,530,876	-	413,971	1,402,872
Zamboanga City															
PS	111,558	111,558	24,126	26,225	22,098	39,109	111,557	23,575	25,895	21,714	31,063	102,247	-	c	9,310
MOOE	48,253	48,253	-	6,317	8,468	21,980	36,764	-	4,211	6,507	25	10,743	-	11,489	26,021
CO	5,187,908	5,187,908	1,561,128	2,206,090	723,942	294,266	4,785,426	238,411	765,853	444,772	1,968,850	3,417,885	-	402,482	1,367,541
Zamboanga City DEO	591,537	591,537	98,682	131,137	34,428	120,650	384,897	24,679	42,569	69,260	80,290	216,799	-	206,639	168,099
Zamboanga City															
PS	25,905	25,905	5,564	5,890	5,465	8,902	25,822	5,564	5,890	5,465	8,902	25,822	-	84	-
MOOE	39,069	39,069	735	3,932	6,340	22,755	33,762	500	2,781	4,849	16,456	24,586	-	5,307	9,176
CO	526,563	526,563	92,383	121,315	22,622	88,993	325,314	18,615	33,898	58,946	54,932	166,391	-	201,249	158,923

Note: Differences between the totals and the sum of components are due to rounding-off.

NATIONAL GOVERNMENT OF THE REPUBLIC OF THE PHILIPPINES
Statement of Appropriations, Allotments, Obligations, Disbursements and Balances
 By Department/Office/Agency/Province/City
 For Fiscal Year 2014
 (in thousand pesos)

Statement D

Particulars	Appropriations Total	Allotments Total	Obligations					Disbursements					Unreleased Appropriations	Unobligated Allotments	Unpaid Obligations
			1st Qtr	2nd Qtr	3rd Qtr	4th Qtr	Total	1st Qtr	2nd Qtr	3rd Qtr	4th Qtr	Total			
Zamboanga del Norte 2nd DEO	1,041,379	1,041,379	57,845	56,472	164,076	674,816	953,209	4,523	44,484	69,629	161,483	280,119	-	88,170	673,090
Zamboanga del Norte															
PS	22,263	22,263	4,836	5,464	4,523	7,400	22,223	4,018	5,190	3,081	8,382	20,671	-	40	1,552
MOOE	71,807	71,807	1,535	12,228	9,242	46,953	69,959	259	10,179	10,431	17,732	38,602	-	1,848	31,357
CO	947,309	947,309	51,473	38,779	150,311	620,463	861,027	246	29,115	56,117	135,369	220,846	-	86,282	640,181
Zamboanga del Norte 3rd DEO	561,277	561,277	236,624	66,508	159,632	69,517	532,280	46,784	48,943	103,653	75,919	275,299	-	28,996	256,982
Zamboanga del Norte															
PS	24,217	24,217	6,607	5,435	8,987	3,149	24,179	6,607	5,435	8,987	3,149	24,179	-	38	-
MOOE	69,340	69,340	4,895	13,798	8,413	27,034	54,139	4,895	13,798	8,413	27,034	54,139	-	15,201	-
CO	467,720	467,720	225,121	47,275	142,232	39,335	453,963	35,282	29,710	86,253	45,736	196,981	-	13,757	256,982
Zamboanga del Sur 2nd DEO	507,802	507,802	242,622	44,026	122,623	76,042	485,313	37,164	94,274	84,690	98,554	314,682	-	22,489	170,631
Zamboanga del Sur															
PS	21,556	21,556	4,744	5,022	4,403	7,386	21,556	4,715	5,052	4,403	5,316	19,486	-	-	2,069
MOOE	39,836	39,836	958	7,198	8,132	23,164	39,451	924	7,198	8,125	9,740	25,987	-	385	13,463
CO	446,410	446,410	236,920	31,806	110,088	45,492	424,306	31,524	82,025	72,162	83,497	269,209	-	22,104	155,098
Zamboanga Sibugay 1st DEO	407,828	407,828	104,072	33,552	138,693	113,140	389,456	17,778	51,781	68,905	111,224	249,689	-	18,371	139,767
Zamboanga Sibugay															
PS	18,577	18,577	3,904	4,180	3,638	6,087	17,809	3,858	4,126	3,593	5,551	17,128	-	767	681
MOOE	25,899	25,899	2,037	4,586	5,144	12,674	24,441	2,037	4,580	5,144	1,182	12,943	-	1,458	11,498
CO	363,352	363,352	98,131	24,786	129,910	94,379	347,206	11,883	43,076	60,168	104,491	219,618	-	16,146	127,588
Zamboanga Sibugay 2nd DEO	478,006	478,006	53,921	87,236	168,164	-	309,321	9,350	48,206	63,737	-	121,293	-	168,685	188,029
Zamboanga Sibugay															
PS	22,570	22,570	5,145	5,754	5,076	-	15,974	5,145	5,754	5,076	-	15,974	-	6,596	-
MOOE	34,866	34,866	4,205	8,414	10,480	-	23,099	4,205	8,414	10,480	-	23,099	-	11,767	-
CO	420,570	420,570	44,571	73,069	152,608	-	270,248	-	34,038	48,181	-	82,220	-	150,322	188,029
Regional Office X	16,929,777	16,929,777	6,821,274	2,965,699	2,393,918	2,136,935	14,317,825	1,118,657	2,058,145	2,151,044	2,079,463	7,407,308	-	2,611,952	6,910,517
PS	374,482	374,482	74,506	88,256	74,309	135,629	372,700	73,614	88,927	72,776	106,744	342,061	-	1,782	30,639
MOOE	538,886	538,886	73,188	145,242	97,275	215,010	530,715	38,222	135,234	88,082	91,451	352,989	-	8,171	177,726
CO	16,016,409	16,016,409	6,673,580	2,732,201	2,222,333	1,786,295	13,414,410	1,006,821	1,833,984	1,990,186	1,881,267	6,712,258	-	2,601,999	6,702,152
Regional Office Proper	13,352,073	13,352,073	4,728,307	2,549,114	2,007,303	1,716,820	11,001,544	482,100	1,241,843	1,643,060	1,606,387	4,973,389	-	2,350,529	6,028,155
Cagayan de Oro City															
PS	94,254	94,254	18,548	23,128	18,919	33,293	93,889	18,548	23,987	18,638	21,263	82,437	-	366	11,452
MOOE	472,648	472,648	70,799	120,286	82,839	193,573	467,498	36,191	110,532	74,502	74,808	296,033	-	5,149	171,465
CO	12,785,171	12,785,171	4,638,959	2,405,700	1,905,544	1,489,953	10,440,157	427,361	1,107,324	1,549,919	1,510,315	4,594,919	-	2,345,014	5,845,238

Note: Differences between the totals and the sum of components are due to rounding-off.

NATIONAL GOVERNMENT OF THE REPUBLIC OF THE PHILIPPINES
Statement of Appropriations, Allotments, Obligations, Disbursements and Balances

Statement D

By Department/Office/Agency/Province/City
 For Fiscal Year 2014
 (in thousand pesos)

Particulars	Appropriations Total	Allotments Total	Obligations					Disbursements					Unreleased Appropriations	Unobligated Allotments	Unpaid Obligations
			1st Qtr	2nd Qtr	3rd Qtr	4th Qtr	Total	1st Qtr	2nd Qtr	3rd Qtr	4th Qtr	Total			
Cagayan de Oro 1st DEO	182,781	182,781	103,233	25,828	20,108	23,776	172,945	8,457	23,272	36,436	22,944	91,108	-	9,837	81,836
Cagayan de Oro City															
PS	16,719	16,719	3,410	4,035	3,581	5,621	16,647	3,410	4,035	3,235	4,738	15,418	-	71	1,229
MOOE	1,910	1,910	307	679	500	320	1,807	26	679	456	324	1,485	-	103	322
CO	164,152	164,152	99,515	21,113	16,027	17,834	154,490	5,021	18,558	32,744	17,882	74,205	-	9,662	80,285
Cagayan de Oro 2nd DEO	113,406	113,406	77,643	12,924	9,164	12,645	112,376	19,353	29,386	30,833	18,072	97,645	-	1,031	14,731
Cagayan de Oro City															
PS	18,268	18,268	3,532	4,542	3,709	6,485	18,268	3,532	4,502	3,624	5,395	17,054	-	-	1,215
MOOE	2,254	2,254	248	930	436	640	2,254	248	771	639	270	1,928	-	-	326
CO	92,884	92,884	73,863	7,452	5,019	5,520	91,854	15,573	24,113	26,570	12,407	78,663	-	1,031	13,190
Bukidnon 1st DEO	343,363	343,363	177,231	55,080	29,573	43,382	305,265	84,322	66,219	48,024	41,816	240,381	-	38,098	64,884
Bukidnon															
PS	30,769	30,769	6,098	7,425	5,985	11,255	30,763	6,080	7,442	5,985	8,770	28,278	-	7	2,485
MOOE	8,589	8,589	221	2,925	1,705	3,646	8,497	221	2,925	1,652	2,374	7,172	-	92	1,325
CO	304,005	304,005	170,912	44,730	21,882	28,480	266,005	78,021	55,852	40,386	30,672	204,931	-	37,999	61,074
Bukidnon 2nd DEO	338,950	338,950	265,918	17,739	37,947	15,639	337,243	122,582	104,036	40,407	29,816	296,842	-	1,707	40,401
Bukidnon															
PS	24,426	24,426	4,430	5,216	4,268	10,404	24,318	4,264	5,209	4,329	8,996	22,798	-	108	1,520
MOOE	6,988	6,988	19	2,760	1,630	2,525	6,935	18	2,759	1,592	1,582	5,952	-	54	982
CO	307,536	307,536	261,468	9,763	32,049	2,710	305,990	118,300	96,068	34,486	19,237	268,092	-	1,546	37,898
Bukidnon 3rd DEO	262,157	262,157	126,407	77,290	21,653	20,452	245,802	35,616	39,918	57,808	51,856	185,198	-	16,355	60,605
Bukidnon															
PS	28,528	28,528	6,005	6,429	5,609	10,419	28,462	5,633	6,794	5,616	8,475	26,518	-	66	1,944
MOOE	10,267	10,267	-	4,187	2,447	3,606	10,241	-	4,187	2,359	3,124	9,671	-	26	570
CO	223,363	223,363	120,402	66,673	13,597	6,426	207,099	29,983	28,937	49,833	40,257	149,009	-	16,264	58,090
Camiguin DEO	186,966	186,966	109,692	24,486	7,425	32,647	174,250	33,830	53,923	12,873	11,925	112,551	-	12,716	61,699
Camiguin															
PS	17,307	17,307	3,691	3,949	3,677	5,989	17,307	3,360	4,281	3,383	6,137	17,161	-	-	147
MOOE	3,151	3,151	-	399	504	1,135	2,038	-	392	134	860	1,386	-	1,113	653
CO	166,507	166,507	106,001	20,137	3,244	25,523	154,905	30,470	49,251	9,355	4,928	94,005	-	11,603	60,900
Misamis Oriental 1st DEO	291,783	291,783	171,856	25,274	19,103	26,834	243,067	31,227	65,953	45,841	50,099	193,120	-	48,715	49,947
Misamis Oriental															
PS	24,954	24,954	4,493	4,996	4,221	11,226	24,937	4,493	4,996	4,221	9,756	23,466	-	17	1,470
MOOE	6,452	6,452	686	1,958	1,381	1,372	5,396	611	1,920	1,306	1,405	5,241	-	1,055	155
CO	260,377	260,377	166,677	18,320	13,501	14,236	212,735	26,123	59,037	40,314	38,938	164,413	-	47,643	48,322

Note: Differences between the totals and the sum of components are due to rounding-off.

NATIONAL GOVERNMENT OF THE REPUBLIC OF THE PHILIPPINES
Statement of Appropriations, Allotments, Obligations, Disbursements and Balances
 By Department/Office/Agency/Province/City
 For Fiscal Year 2014
 (in thousand pesos)

Statement D

Particulars	Appropriations Total	Allotments Total	Obligations					Disbursements					Unreleased Appropriations	Unobligated Allotments	Unpaid Obligations
			1st Qtr	2nd Qtr	3rd Qtr	4th Qtr	Total	1st Qtr	2nd Qtr	3rd Qtr	4th Qtr	Total			
Misamis Oriental 2nd DEO	223,414	223,414	73,399	22,044	44,705	63,016	203,164	9,556	22,056	31,595	14,411	77,617	-	20,249	125,547
El Salvador City															
PS	25,716	25,716	4,918	6,143	5,254	9,285	25,599	4,918	5,290	5,254	7,059	22,520	-	116	3,080
MOOE	5,410	5,410	533	2,023	958	1,726	5,241	533	2,023	952	1,110	4,619	-	170	622
CO	192,287	192,287	67,948	13,877	38,493	52,006	172,324	4,105	14,743	25,389	6,242	50,478	-	19,963	121,846
Lanao del Norte 1st DEO	590,472	590,472	409,198	69,420	58,782	38,720	576,119	140,230	135,487	86,963	77,368	440,048	-	14,352	136,071
Iligan City															
PS	27,601	27,601	5,436	6,487	5,379	10,266	27,568	5,435	6,487	4,796	8,741	25,458	-	33	2,109
MOOE	5,875	5,875	-	2,603	1,333	1,920	5,856	-	2,596	1,271	1,367	5,234	-	19	622
CO	556,996	556,996	403,763	60,330	52,069	26,534	542,695	134,794	126,405	80,896	67,260	409,355	-	14,300	133,341
Lanao del Norte 2nd DEO	693,995	693,995	424,345	42,321	92,613	81,737	641,016	83,721	222,736	50,937	90,910	448,304	-	52,979	192,712
Iligan City															
PS	23,634	23,634	5,239	5,996	5,345	7,005	23,585	5,239	5,996	5,345	5,555	22,135	-	49	1,450
MOOE	7,592	7,592	206	3,532	1,641	2,189	7,569	206	3,532	1,641	2,189	7,569	-	23	-
CO	662,769	662,769	418,900	32,792	85,627	72,543	609,862	78,275	213,208	43,951	83,166	418,600	-	52,907	191,262
Misamis Occidental 1st DEO	174,265	174,265	94,806	23,507	17,273	35,762	171,348	44,400	28,736	40,458	31,533	145,127	-	2,917	26,221
Oroquieta City															
PS	21,717	21,717	4,433	4,828	4,165	7,377	20,802	4,428	4,828	4,153	6,010	19,420	-	914	1,383
MOOE	4,185	4,185	60	1,713	948	1,423	4,144	60	1,671	990	962	3,684	-	41	461
CO	148,363	148,363	90,313	16,965	12,160	26,963	146,401	39,912	22,237	35,315	24,560	122,024	-	1,961	24,377
Misamis Occidental 2nd DEO	176,153	176,153	59,240	20,674	28,268	25,504	133,686	23,265	24,577	25,809	32,327	105,978	-	42,467	27,708
Tangub City															
PS	20,590	20,590	4,273	5,080	4,198	7,003	20,554	4,273	5,080	4,198	5,848	19,399	-	36	1,155
MOOE	3,565	3,565	108	1,245	952	935	3,239	108	1,245	585	1,077	3,014	-	326	225
CO	151,998	151,998	54,859	14,349	23,119	17,566	109,893	18,884	18,252	21,026	25,402	83,564	-	42,106	26,328
Regional Office XI	13,703,761	13,703,761	6,066,561	1,810,261	1,684,829	2,602,894	12,164,545	891,135	1,927,607	2,002,954	2,425,243	7,246,939	-	1,539,216	4,917,606
PS	321,060	321,060	62,854	73,028	68,769	113,679	318,331	60,214	74,504	68,485	102,652	305,855	-	2,730	12,476
MOOE	860,031	860,031	46,878	134,622	111,339	443,936	736,775	39,295	107,615	94,935	169,301	411,147	-	123,257	325,628
CO	12,522,669	12,522,669	5,956,828	1,602,611	1,504,721	2,045,280	11,109,440	791,626	1,745,487	1,839,534	2,153,290	6,529,937	-	1,413,229	4,579,502
Regional Office Proper	5,036,620	5,036,620	2,579,074	1,151,645	304,128	678,076	4,712,923	261,522	673,123	765,001	818,736	2,518,382	-	323,697	2,194,541
Davao City															
PS	108,156	108,156	21,608	23,589	25,730	36,381	107,309	19,624	24,856	25,657	35,045	105,183	-	847	2,126
MOOE	125,404	125,404	932	1,808	1,388	90,264	94,392	754	1,866	1,383	4,742	8,745	-	31,012	85,647
CO	4,803,060	4,803,060	2,556,534	1,126,248	277,009	551,431	4,511,222	241,144	646,400	737,960	778,949	2,404,454	-	291,838	2,106,768

Note: Differences between the totals and the sum of components are due to rounding-off.

NATIONAL GOVERNMENT OF THE REPUBLIC OF THE PHILIPPINES
Statement of Appropriations, Allotments, Obligations, Disbursements and Balances
 By Department/Office/Agency/Province/City
 For Fiscal Year 2014
 (in thousand pesos)

Statement D

Particulars	Appropriations Total	Allotments Total	Obligations					Disbursements					Unreleased Appropriations	Unobligated Allotments	Unpaid Obligations
			1st Qtr	2nd Qtr	3rd Qtr	4th Qtr	Total	1st Qtr	2nd Qtr	3rd Qtr	4th Qtr	Total			
Davao City DEO	1,237,353	1,237,353	513,756	101,769	99,046	251,981	966,552	54,611	176,555	223,234	223,630	678,029	-	270,801	288,523
Davao City															
PS	26,183	26,183	5,255	6,445	5,711	8,772	26,183	5,223	6,397	5,189	7,173	23,982	-	-	2,201
MOOE	71,693	71,693	1,204	8,025	8,127	42,531	59,887	819	6,748	6,807	11,737	26,111	-	11,806	33,776
CO	1,139,477	1,139,477	507,297	87,300	85,207	200,678	880,482	48,569	163,409	211,237	204,720	627,935	-	258,995	252,546
Davao City 2nd DEO	1,187,155	1,187,155	712,662	102,853	133,495	114,367	1,063,377	101,290	187,220	212,273	199,151	699,935	-	123,778	363,442
Davao City															
PS	22,649	22,649	4,652	5,533	4,742	7,650	22,577	4,652	5,533	4,742	7,361	22,288	-	73	289
MOOE	88,018	88,018	2,122	9,035	11,179	63,892	86,228	1,369	7,776	7,232	11,365	27,742	-	1,790	58,487
CO	1,076,488	1,076,488	705,887	88,285	117,574	42,825	954,572	95,269	173,912	200,299	180,426	649,906	-	121,916	304,667
Davao del Sur 1st DEO	578,566	578,566	145,293	63,400	118,845	230,468	558,006	61,965	89,191	91,105	69,426	311,687	-	20,560	246,319
Digos City															
PS	26,014	26,014	5,195	5,596	6,614	8,511	25,917	5,192	5,575	6,628	6,972	24,367	-	97	1,550
MOOE	43,834	43,834	3,777	7,077	5,291	26,492	42,637	1,544	5,674	5,870	5,415	18,502	-	1,198	24,134
CO	508,718	508,718	136,321	50,728	106,939	195,465	489,453	55,229	77,942	78,607	57,040	268,818	-	19,266	220,635
Davao del Norte DEO	1,335,009	1,335,009	482,018	120,390	171,264	267,687	1,041,359	78,952	233,796	187,853	210,585	711,186	-	293,650	330,173
Tagum City															
PS	31,391	31,391	6,353	7,673	6,227	10,918	31,171	6,065	7,961	6,179	9,390	29,596	-	221	1,575
MOOE	75,410	75,410	2,205	17,968	20,841	30,970	71,983	1,769	13,385	10,666	31,138	56,958	-	3,426	15,025
CO	1,228,208	1,228,208	473,460	94,749	144,196	225,799	938,205	71,118	212,450	171,007	170,057	624,633	-	290,003	313,572
Compostela Valley DEO	1,674,007	1,674,007	404,922	93,322	519,119	448,365	1,465,729	104,470	174,844	140,246	413,639	833,198	-	208,278	632,530
Compostela Valley															
PS	32,076	32,076	5,723	6,671	5,383	14,102	31,879	5,723	6,668	5,385	12,402	30,179	-	197	1,700
MOOE	165,088	165,088	15,048	28,663	22,679	97,150	163,540	13,364	18,172	29,024	35,391	95,951	-	1,548	67,589
CO	1,476,843	1,476,843	384,152	57,988	491,057	337,113	1,270,310	85,383	150,003	105,837	365,845	707,068	-	206,533	563,241
Davao Oriental 1st DEO	828,220	828,220	260,027	66,411	232,159	119,441	678,039	81,606	93,044	113,533	202,419	490,602	-	150,182	187,437
Davao Oriental															
PS	23,868	23,868	4,439	5,826	4,812	8,791	23,868	4,106	5,817	5,153	7,282	22,358	-	c	1,509
MOOE	119,900	119,900	6,144	13,533	23,004	22,826	65,507	6,040	12,778	12,176	17,011	48,004	-	54,393	17,503
CO	684,452	684,452	249,444	47,053	204,344	87,823	588,664	71,461	74,448	96,204	178,126	420,239	-	95,788	168,424
Davao Oriental 2nd DEO	423,850	423,850	190,288	49,979	43,035	79,086	362,388	51,263	48,063	95,201	89,046	283,572	-	61,462	78,816
Davao Oriental															
PS	24,336	24,336	4,542	5,513	4,582	9,294	23,931	4,542	5,513	4,582	9,284	23,921	-	405	10
MOOE	70,100	70,100	6,372	16,901	7,069	35,758	66,100	5,702	12,627	10,671	27,657	56,656	-	4,000	9,443
CO	329,414	329,414	179,374	27,565	31,384	34,033	272,357	41,019	29,923	79,948	52,104	202,994	-	57,057	69,362

Note: Differences between the totals and the sum of components are due to rounding-off.

NATIONAL GOVERNMENT OF THE REPUBLIC OF THE PHILIPPINES
Statement of Appropriations, Allotments, Obligations, Disbursements and Balances
 By Department/Office/Agency/Province/City
 For Fiscal Year 2014
 (in thousand pesos)

Statement D

Particulars	Appropriations Total	Allotments Total	Obligations					Disbursements					Unreleased Appropriations	Unobligated Allotments	Unpaid Obligations
			1st Qtr	2nd Qtr	3rd Qtr	4th Qtr	Total	1st Qtr	2nd Qtr	3rd Qtr	4th Qtr	Total			
Davao del Sur 2nd DEO	1,402,980	1,402,980	778,520	60,490	63,738	413,424	1,316,173	95,457	251,772	173,765	198,611	719,605	-	86,807	596,568
Davao del Sur															
PS	26,387	26,387	5,086	6,183	4,968	9,259	25,496	5,086	6,183	4,968	7,744	23,981	-	890	1,515
MOOE	100,584	100,584	9,074	31,612	11,761	34,054	86,500	7,936	28,589	10,363	24,846	71,733	-	14,083	14,767
CO	1,276,009	1,276,009	764,360	22,695	47,009	370,112	1,204,176	82,435	217,000	158,434	166,021	623,890	-	71,833	580,286
Regional Office XII	9,142,179	9,142,179	4,644,984	830,558	658,858	1,459,504	7,593,905	1,326,050	1,151,106	913,181	1,065,314	4,455,652	-	1,548,274	3,138,253
PS	288,135	288,135	57,993	75,442	58,690	88,988	281,113	56,566	74,049	59,890	77,746	268,251	-	7,022	12,862
MOOE	591,398	591,398	16,595	87,989	128,685	293,954	527,223	7,591	57,700	69,360	140,360	275,011	-	64,175	252,212
CO	8,262,646	8,262,646	4,570,397	667,127	471,483	1,076,562	6,785,569	1,261,893	1,019,357	783,931	847,209	3,912,390	-	1,477,077	2,873,179
Regional Office Proper	4,144,148	4,144,148	1,762,146	526,445	283,452	897,688	3,469,732	349,568	472,948	466,429	561,816	1,850,760	-	674,417	1,618,971
Cotabato City															
PS	112,219	112,219	22,450	27,315	23,293	33,523	106,580	21,825	25,539	25,017	29,708	102,088	-	5,639	4,492
MOOE	141,531	141,531	406	8,158	43,101	78,906	130,572	401	4,524	6,977	35,142	47,044	-	10,958	83,528
CO	3,890,398	3,890,398	1,739,290	490,972	217,057	785,259	3,232,579	327,342	442,886	434,434	496,966	1,701,628	-	657,820	1,530,951
Cotabato City DEO	315,808	315,808	205,270	16,936	4,344	20,752	247,301	2,796	18,257	15,024	11,704	47,781	-	68,507	199,520
Cotabato City															
PS	14,471	14,471	2,864	4,176	2,991	4,440	14,471	2,759	4,267	2,762	4,203	13,991	-	-	480
MOOE	14,464	14,464	38	247	569	4,087	4,941	37	236	951	1,719	2,944	-	9,524	1,997
CO	286,873	286,873	202,368	12,513	784	12,225	227,889	-	13,754	11,311	5,781	30,846	-	58,984	197,043
North Cotabato 1st DEO	616,503	616,503	292,602	52,999	22,919	100,481	469,002	79,787	31,355	87,226	96,088	294,457	-	147,501	174,545
Kidapawan City															
PS	21,892	21,892	5,122	5,644	4,745	6,381	21,892	5,032	5,544	4,764	6,278	21,618	-	-	274
MOOE	90,775	90,775	1,510	9,616	17,020	54,892	83,037	1,321	6,804	14,327	17,175	39,627	-	7,738	43,410
CO	503,836	503,836	285,970	37,739	1,154	39,209	364,073	73,434	19,008	68,134	72,635	233,211	-	139,763	130,861
South Cotabato 1st DEO	476,077	476,077	196,134	24,079	181,283	55,471	456,966	93,608	94,763	29,671	76,648	294,690	-	19,111	162,276
Koronadal City															
PS	27,559	27,559	6,212	6,437	5,346	9,564	27,559	5,704	6,714	5,200	7,401	25,019	-	-	2,541
MOOE	33,234	33,234	1,878	6,449	8,618	16,101	33,046	246	4,696	6,578	8,917	20,437	-	188	12,609
CO	415,283	415,283	188,044	11,193	167,319	29,805	396,361	87,658	83,352	17,894	60,330	249,234	-	18,922	147,127
South Cotabato 2nd DEO	835,272	835,272	673,220	22,404	19,535	56,128	771,288	290,906	159,339	67,102	48,775	566,123	-	63,984	205,165
Koronadal City															
PS	19,421	19,421	3,902	4,881	3,945	6,679	19,407	3,754	4,900	3,935	5,232	17,821	-	14	1,587
MOOE	34,669	34,669	482	6,467	6,372	12,475	25,797	455	3,138	5,507	8,668	17,768	-	8,872	8,029
CO	781,182	781,182	668,836	11,055	9,218	36,974	726,084	286,697	151,302	57,661	34,874	530,534	-	55,098	195,550

Note: Differences between the totals and the sum of components are due to rounding-off.

NATIONAL GOVERNMENT OF THE REPUBLIC OF THE PHILIPPINES
Statement of Appropriations, Allotments, Obligations, Disbursements and Balances

Statement D

By Department/Office/Agency/Province/City
 For Fiscal Year 2014
 (in thousand pesos)

Particulars	Appropriations Total	Allotments Total	Obligations					Disbursements					Unreleased Appropriations	Unobligated Allotments	Unpaid Obligations
			1st Qtr	2nd Qtr	3rd Qtr	4th Qtr	Total	1st Qtr	2nd Qtr	3rd Qtr	4th Qtr	Total			
North Cotabato 2nd DEO	760,125	760,125	394,578	35,313	46,362	113,968	590,220	157,492	90,906	58,618	79,705	386,720	-	169,905	203,500
North Cotabato															
PS	29,025	29,025	5,126	10,589	5,098	8,211	29,025	5,126	10,589	4,948	8,218	28,881	-	-	144
MOOE	71,409	71,409	3,692	16,833	15,693	32,080	68,299	2,007	14,400	10,367	21,616	48,390	-	3,110	19,909
CO	659,692	659,692	385,759	7,890	25,572	73,676	492,897	150,359	65,916	43,303	49,871	309,449	-	166,795	183,448
Sarangani DEO	794,708	794,708	493,736	25,446	19,703	110,718	649,603	131,048	97,441	81,487	64,864	374,839	-	145,105	274,765
Sarangani															
PS	27,807	27,807	5,593	6,916	5,548	9,741	27,799	5,752	6,905	5,556	7,640	25,853	-	8	1,946
MOOE	85,570	85,570	4,094	16,304	15,083	41,871	77,352	894	9,565	13,228	18,173	41,860	-	8,218	35,492
CO	681,331	681,331	484,049	2,226	(928)	59,105	544,452	124,402	80,970	62,703	39,051	307,126	-	136,879	237,326
Sultan Kudarat 1st DEO	539,342	539,342	170,562	79,222	21,970	24,887	296,640	72,743	70,206	19,376	56,181	218,505	-	242,702	78,135
Sultan Kudarat															
PS	16,815	16,815	3,700	3,988	3,255	5,873	16,815	3,591	4,096	3,255	4,478	15,421	-	-	1,394
MOOE	22,718	22,718	781	3,333	5,018	12,120	21,251	269	1,393	3,180	5,678	10,519	-	1,467	10,732
CO	499,809	499,809	166,081	71,902	13,697	6,894	258,574	68,882	64,717	12,940	46,025	192,565	-	241,235	66,009
Sultan Kudarat 2nd DEO	660,195	660,195	456,737	47,714	59,291	79,411	643,153	148,103	115,891	88,249	69,535	421,777	-	17,042	221,376
Sultan Kudarat															
PS	18,925	18,925	3,022	5,496	4,469	4,576	17,564	3,022	5,496	4,453	4,587	17,559	-	1,361	5
MOOE	97,027	97,027	3,714	20,582	17,211	41,421	82,928	1,961	12,944	8,244	23,272	46,421	-	14,099	36,507
CO	544,242	544,242	450,001	21,636	37,610	33,414	542,661	143,120	97,451	75,552	41,676	357,797	-	1,581	184,864
Regional Office XIII	8,985,596	8,985,596	2,698,390	2,244,760	1,123,840	1,559,187	7,626,177	456,867	798,998	1,200,590	1,663,919	4,120,373	-	1,359,419	3,505,804
PS	319,581	319,581	63,226	69,511	65,645	114,913	313,295	59,737	71,247	66,061	90,211	287,255	-	6,286	26,040
MOOE	590,206	590,206	59,757	113,772	126,049	184,393	483,971	39,519	97,890	82,134	132,264	351,808	-	106,235	132,163
CO	8,075,809	8,075,809	2,575,407	2,061,477	932,146	1,259,880	6,828,911	357,611	629,861	1,052,395	1,441,444	3,481,310	-	1,246,898	3,347,600
Regional Office Proper	3,148,701	3,148,701	784,703	1,623,833	160,678	317,304	2,886,517	51,559	238,901	581,757	719,357	1,591,574	-	262,184	1,294,943
Butuan City															
PS	92,214	92,214	19,135	20,529	18,001	34,212	91,878	18,740	20,348	18,010	24,327	81,425	-	337	10,452
MOOE	95,803	95,803	445	924	1,464	12,677	15,510	445	778	988	1,472	3,682	-	80,293	11,828
CO	2,960,684	2,960,684	765,123	1,602,379	141,213	270,415	2,779,130	32,375	217,775	562,760	693,558	1,506,467	-	181,554	1,272,663
Agusan del Norte DEO	558,220	558,220	197,746	39,761	89,022	148,491	475,020	80,540	62,004	59,651	54,451	256,646	-	83,200	218,373
Butuan City															
PS	26,412	26,412	5,434	6,031	5,297	9,564	26,326	5,285	6,038	5,328	7,884	24,535	-	85	1,792
MOOE	39,474	39,474	5,589	7,421	8,092	18,208	39,310	4,406	6,411	6,910	15,202	32,929	-	164	6,381
CO	492,334	492,334	186,723	26,308	75,633	120,719	409,383	70,849	49,555	47,413	31,365	199,183	-	82,950	210,201

Note: Differences between the totals and the sum of components are due to rounding-off.

NATIONAL GOVERNMENT OF THE REPUBLIC OF THE PHILIPPINES
Statement of Appropriations, Allotments, Obligations, Disbursements and Balances

Statement D

By Department/Office/Agency/Province/City
 For Fiscal Year 2014
 (in thousand pesos)

Particulars	Appropriations Total	Allotments Total	Obligations					Disbursements					Unreleased Appropriations	Unobligated Allotments	Unpaid Obligations
			1st Qtr	2nd Qtr	3rd Qtr	4th Qtr	Total	1st Qtr	2nd Qtr	3rd Qtr	4th Qtr	Total			
Butuan City DEO	566,308	566,308	168,409	88,463	76,171	145,697	478,741	57,419	21,644	21,519	94,765	195,348	-	87,567	283,393
Butuan City															
PS	23,109	23,109	5,043	5,415	4,644	7,969	23,072	5,043	5,249	4,644	6,382	21,318	-	37	1,754
MOOE	44,471	44,471	5,294	11,881	9,144	14,414	40,733	5,209	10,715	9,846	11,529	37,299	-	3,738	3,434
CO	498,729	498,729	158,072	71,167	62,383	123,315	414,936	47,168	5,680	7,029	76,854	136,731	-	83,793	278,205
Surigao del Norte 1st DEO	836,734	836,734	186,930	262,933	129,315	165,651	744,829	29,545	100,846	87,812	171,885	390,089	-	91,905	354,740
Surigao City															
PS	28,715	28,715	4,966	5,124	4,608	13,998	28,695	4,966	5,058	4,674	11,856	26,553	-	20	2,142
MOOE	93,223	93,223	4,650	23,360	22,306	41,548	91,865	3,967	7,683	12,002	21,211	44,863	-	1,358	47,002
CO	714,796	714,796	177,314	234,449	102,401	110,105	624,269	20,612	88,106	71,137	138,818	318,673	-	90,528	305,596
Surigao del Sur 1st DEO	541,194	541,194	254,155	35,834	34,491	125,045	449,524	50,904	68,269	84,816	62,525	266,514	-	91,670	183,010
Tandag City															
PS	31,842	31,842	5,739	6,255	10,486	8,844	31,325	5,546	6,256	10,476	6,984	29,263	-	517	2,062
MOOE	48,342	48,342	6,395	11,788	8,736	14,613	41,531	5,954	11,513	7,073	7,078	31,618	-	6,810	9,913
CO	461,010	461,010	242,021	17,791	15,269	101,587	376,668	39,404	50,500	67,267	48,462	205,633	-	84,342	171,035
Agusan del Sur 1st DEO	861,307	861,307	314,158	30,108	133,636	151,375	629,276	66,817	81,154	111,964	129,443	389,379	-	232,031	239,897
Agusan del Sur															
PS	25,015	25,015	5,405	5,931	5,121	8,559	25,015	3,613	7,697	5,076	7,056	23,442	-	-	1,573
MOOE	81,487	81,487	11,686	13,180	32,365	20,860	78,091	5,865	16,335	14,115	24,887	61,203	-	3,396	16,888
CO	754,805	754,805	297,068	10,997	96,149	121,956	526,170	57,339	57,122	92,772	97,500	304,734	-	228,635	221,436
Agusan del Sur 2nd DEO	1,087,473	1,087,473	442,004	52,668	149,651	336,182	980,504	73,130	109,785	88,101	222,922	493,937	-	106,968	486,567
Agusan del Sur															
PS	21,820	21,820	4,544	5,242	4,702	7,312	21,801	4,399	5,241	4,848	5,946	20,434	-	19	1,367
MOOE	73,716	73,716	11,166	20,664	18,399	23,305	73,534	4,933	20,554	11,091	27,247	63,826	-	182	9,708
CO	991,937	991,937	426,294	26,761	126,549	305,565	885,169	63,798	83,989	72,162	189,729	409,678	-	106,767	475,492
Surigao del Norte 2nd DEO	308,602	308,602	57,248	71,220	58,132	25,960	212,560	15,412	30,261	29,482	59,477	134,632	-	96,042	77,928
Surigao del Norte															
PS	20,806	20,806	4,603	4,728	4,118	7,352	20,802	4,300	4,728	4,336	6,069	19,434	-	4	1,368
MOOE	41,917	41,917	5,914	9,218	14,217	4,678	34,027	3,197	9,291	8,221	8,863	29,573	-	7,890	4,454
CO	245,879	245,879	46,732	57,273	39,797	13,930	157,731	7,914	16,242	16,924	44,545	85,625	-	88,148	72,106
Dinagat Islands DEO	383,042	383,042	174,403	19,676	33,849	54,924	282,851	6,015	52,032	43,546	52,685	154,278	-	100,190	128,573
Surigao del Norte															
PS	22,224	22,224	3,667	4,326	3,945	10,197	22,135	3,154	4,702	3,945	8,078	19,879	-	89	2,256
MOOE	44,319	44,319	5,286	8,658	6,543	21,871	42,358	2,210	8,000	7,131	9,673	27,013	-	1,961	15,345
CO	316,499	316,499	165,450	6,692	23,361	22,855	218,359	651	39,331	32,471	34,935	107,387	-	98,140	110,972

Note: Differences between the totals and the sum of components are due to rounding-off.

NATIONAL GOVERNMENT OF THE REPUBLIC OF THE PHILIPPINES
Statement of Appropriations, Allotments, Obligations, Disbursements and Balances
 By Department/Office/Agency/Province/City
 For Fiscal Year 2014
 (in thousand pesos)

Statement D

Particulars	Appropriations Total	Allotments Total	Obligations					Disbursements					Unreleased Appropriations	Unobligated Allotments	Unpaid Obligations
			1st Qtr	2nd Qtr	3rd Qtr	4th Qtr	Total	1st Qtr	2nd Qtr	3rd Qtr	4th Qtr	Total			
Surigao del Sur 2nd DEO	688,930	688,930	118,634	20,265	258,897	88,557	486,353	25,525	34,100	91,942	96,409	247,976	-	202,577	238,378
Surigao del Sur															
PS	22,338	22,338	4,690	5,928	4,723	6,905	22,247	4,690	5,928	4,723	5,630	20,972	-	92	1,275
MOOE	27,455	27,455	3,332	6,678	4,783	12,219	27,012	3,332	6,611	4,758	5,102	19,803	-	443	7,209
CO	639,137	639,137	110,611	7,658	249,391	69,434	437,094	17,502	21,561	82,461	85,677	207,201	-	202,042	229,894
ROAD BOARD															
NCR - Quezon City	63,724	63,724	16,922	13,802	10,357	9,909	50,990	9,979	14,188	12,138	12,161	48,465	-	12,735	2,525
PS	6,626	6,626	1,110	1,383	1,599	2,466	6,558	1,110	1,377	1,605	2,466	6,558	-	68	-
MOOE	51,694	51,694	15,812	9,475	8,758	6,157	40,202	8,868	9,867	10,532	9,695	38,963	-	11,492	1,239
CO	5,404	5,404	-	2,944	-	1,285	4,229	-	2,944	-	-	2,944	-	1,175	1,285
DEPARTMENT OF SCIENCE AND TECHNOLOGY															
TOTAL	14,650,401	14,646,701	3,186,183	4,413,796	1,985,746	3,039,865	12,625,591	2,803,494	4,063,988	1,774,795	2,816,278	11,458,555	3,700	2,021,110	1,167,035
PS	3,212,939	3,212,939	629,877	818,262	829,461	917,848	3,195,448	609,674	792,133	835,741	809,875	3,047,422	-	17,490	148,026
MOOE	8,921,056	8,917,356	2,419,951	2,530,984	1,521,925	1,602,123	8,074,984	2,112,693	2,490,733	1,448,398	1,620,631	7,672,456	3,700	842,373	402,528
FE	1	1	c	c	-	1	1	c	c	-	1	1	-	-	-
CO	2,516,406	2,516,406	136,354	1,064,550	(365,640)	519,894	1,355,158	81,127	781,122	(509,344)	385,771	738,677	c	1,161,247	616,482
Office of the Secretary	3,589,185	3,589,185	1,184,646	1,165,786	599,388	515,994	3,465,815	980,167	1,248,880	646,855	451,415	3,327,317	c	123,370	138,498
PS	450,806	450,806	83,774	122,745	104,947	137,364	448,830	80,374	118,606	109,033	131,682	439,694	-	1,975	9,136
MOOE	3,076,279	3,076,279	1,088,056	1,043,028	489,502	340,664	2,961,249	890,427	1,127,793	534,002	312,462	2,864,684	c	115,030	96,565
MOOE	62,100	62,100	12,817	13	4,939	37,966	55,735	9,367	2,481	3,820	7,271	22,939	-	6,365	32,796
NCR	2,146,099	2,146,099	901,676	831,005	213,792	186,198	2,132,671	756,509	932,937	242,054	161,066	2,092,565	-	13,428	40,105
PS	116,415	116,415	22,960	31,999	24,146	36,972	116,077	20,243	31,441	24,148	34,005	109,837	-	338	6,240
MOOE	2,024,684	2,024,684	878,716	799,005	189,646	149,226	2,016,594	736,267	901,495	217,905	127,061	1,982,728	-	8,091	33,865
CO	5,000	5,000	-	-	-	-	-	-	-	-	-	-	-	5,000	-
Central Office	2,075,950	2,075,950	876,404	806,266	203,621	176,571	2,062,861	735,735	912,333	226,370	149,489	2,023,927	-	13,088	38,935
Taguig City															
PS	106,577	106,577	20,578	29,429	22,126	34,187	106,321	18,097	28,683	22,081	31,220	100,081	-	256	6,240
MOOE	1,964,373	1,964,373	855,826	776,837	181,495	142,383	1,956,541	717,638	883,651	204,289	118,269	1,923,846	-	7,832	32,695
CO	5,000	5,000	-	-	-	-	-	-	-	-	-	-	-	5,000	-
Regional Office - NCR	70,149	70,149	25,272	24,739	10,172	9,627	69,809	20,775	20,603	15,684	11,577	68,639	-	340	1,171
Taguig City															
PS	9,838	9,838	2,382	2,571	2,020	2,785	9,757	2,146	2,759	2,067	2,785	9,757	-	81	c
MOOE	60,311	60,311	22,890	22,168	8,152	6,843	60,053	18,629	17,845	13,617	8,792	58,882	-	259	1,171

Note: Differences between the totals and the sum of components are due to rounding-off.

NATIONAL GOVERNMENT OF THE REPUBLIC OF THE PHILIPPINES
Statement of Appropriations, Allotments, Obligations, Disbursements and Balances
 By Department/Office/Agency/Province/City
 For Fiscal Year 2014
 (in thousand pesos)

Statement D

Particulars	Appropriations Total	Allotments Total	Obligations					Disbursements					Unreleased Appropriations	Unobligated Allotments	Unpaid Obligations
			1st Qtr	2nd Qtr	3rd Qtr	4th Qtr	Total	1st Qtr	2nd Qtr	3rd Qtr	4th Qtr	Total			
Regional Office I	76,684	76,684	13,927	21,935	22,907	13,167	71,936	13,927	21,935	22,907	13,167	71,936	-	4,748	-
San Fernando City															
PS	17,192	17,192	3,576	4,271	4,211	4,660	16,719	3,576	4,271	4,211	4,660	16,719	-	473	-
MOOE	59,492	59,492	10,351	17,664	18,695	8,507	55,218	10,351	17,664	18,695	8,507	55,218	-	4,275	-
Regional Office - CAR	124,132	124,132	7,976	19,491	18,941	33,672	80,081	7,771	19,141	12,881	25,230	65,023	-	44,051	15,058
Baguio City															
PS	28,433	28,433	4,665	6,782	8,400	8,572	28,419	4,653	6,794	8,401	7,654	27,502	-	14	918
MOOE	90,699	90,699	3,311	12,710	10,541	20,880	47,442	3,118	12,347	4,481	17,576	37,521	-	43,257	9,921
CO	5,000	5,000	-	-	-	4,220	4,220	-	-	-	-	-	-	780	4,220
Regional Office II	89,684	89,684	43,105	24,292	10,537	11,580	89,513	42,691	24,705	10,537	11,053	88,986	-	171	527
Tuguegarao City															
PS	19,604	19,604	3,861	4,149	5,479	6,115	19,604	3,861	4,149	5,479	6,115	19,604	-	-	-
MOOE	70,080	70,080	39,244	20,143	5,057	5,466	69,909	38,830	20,556	5,057	4,938	69,382	-	171	527
Regional Office III	93,132	93,132	20,307	16,258	31,236	22,666	90,467	19,763	15,530	31,581	14,417	81,290	<i>c</i>	2,665	9,176
San Fernando City															
PS	28,002	28,002	5,217	8,764	5,748	8,089	27,817	5,217	8,764	5,747	8,089	27,817	-	185	-
MOOE	65,130	65,130	15,091	7,494	25,488	14,577	62,650	14,546	6,766	25,834	6,328	53,473	<i>c</i>	2,480	9,176
Regional Office IV-A	104,575	104,575	19,634	38,819	26,411	19,355	104,219	15,889	37,546	28,675	17,274	99,384	-	356	4,835
Laguna															
PS	24,496	24,496	4,855	9,103	4,232	6,236	24,426	4,733	8,133	5,124	5,931	23,922	-	69	505
MOOE	76,479	76,479	11,962	29,702	21,737	12,790	76,192	11,155	27,565	22,128	11,018	71,866	-	287	4,326
CO	3,600	3,600	2,817	13	441	329	3,600	-	1,848	1,423	325	3,597	-	-	3
Regional Office IV-B	65,943	65,943	19,082	19,492	17,146	9,959	65,679	19,038	17,578	18,986	10,001	65,603	-	265	75
Taguig City															
PS	15,210	15,210	2,932	4,243	3,553	4,482	15,210	2,912	3,156	4,634	4,505	15,207	-	<i>c</i>	4
MOOE	50,733	50,733	16,149	15,249	13,593	5,477	50,469	16,125	14,423	14,352	5,496	50,397	-	265	72
Regional Office V	79,878	79,878	8,965	20,584	22,864	23,467	75,879	6,855	16,263	26,453	22,413	71,985	-	3,999	3,895
Legazpi City															
PS	27,366	27,366	4,921	8,751	6,051	7,638	27,362	4,780	8,892	6,051	7,599	27,323	-	4	39
MOOE	52,512	52,512	4,044	11,832	16,813	15,828	48,517	2,075	7,371	20,402	14,814	44,662	-	3,994	3,856
Regional Office VI	118,637	118,637	33,395	9,511	39,926	22,235	105,067	8,608	8,012	44,894	35,433	96,947	-	13,570	8,121
Iloilo City															
PS	25,719	25,719	5,846	5,024	6,980	7,610	25,460	5,846	4,997	6,766	7,804	25,413	-	259	47
MOOE	90,418	90,418	27,550	4,487	32,946	12,514	77,496	2,762	3,015	38,128	27,629	71,534	-	12,922	5,962
CO	2,500	2,500	-	-	-	2,112	2,112	-	-	-	-	-	-	388	2,112

Note: Differences between the totals and the sum of components are due to rounding-off.

NATIONAL GOVERNMENT OF THE REPUBLIC OF THE PHILIPPINES
Statement of Appropriations, Allotments, Obligations, Disbursements and Balances
By Department/Office/Agency/Province/City
For Fiscal Year 2014
(in thousand pesos)

Statement D

Particulars	Appropriations Total	Allotments Total	Obligations					Disbursements					Unreleased Appropriations	Unobligated Allotments	Unpaid Obligations
			1st Qtr	2nd Qtr	3rd Qtr	4th Qtr	Total	1st Qtr	2nd Qtr	3rd Qtr	4th Qtr	Total			
Regional Office VII	99,691	99,691	16,517	32,702	29,268	15,372	93,859	12,570	27,316	30,984	14,418	85,287	<i>c</i>	5,832	8,571
Cebu City															
PS	23,007	23,007	3,743	7,441	5,333	6,321	22,839	3,743	7,441	5,663	5,385	22,232	-	169	606
MOOE	76,683	76,683	12,774	25,260	23,935	9,051	71,020	8,826	19,874	25,321	9,033	63,055	<i>c</i>	5,663	7,965
Regional Office VIII	122,628	122,628	13,200	15,650	36,249	56,406	121,505	9,146	15,998	37,734	30,983	93,861	<i>c</i>	1,123	27,644
Leyte															
PS	30,152	30,152	4,958	7,505	6,488	11,191	30,141	4,943	7,518	6,448	11,233	30,141	-	11	<i>c</i>
MOOE	58,977	58,977	8,242	8,146	27,365	14,118	57,871	4,203	8,480	28,890	14,490	56,063	<i>c</i>	1,106	1,808
CO	33,500	33,500	-	-	2,397	31,097	33,493	-	-	2,397	5,260	7,657	-	7	25,836
Regional Office IX	98,276	98,276	15,105	24,800	45,593	10,501	95,999	15,105	19,978	50,008	10,762	95,853	-	2,277	146
Zamboanga City															
PS	17,255	17,255	3,139	3,124	4,751	6,252	17,265	3,139	3,124	4,751	6,252	17,265	-	(10)	-
MOOE	81,021	81,021	11,965	21,677	40,842	4,250	78,734	11,965	16,855	45,258	4,510	78,588	-	2,287	146
Regional Office X	79,790	79,790	5,588	14,843	29,839	24,147	74,418	5,531	7,044	34,210	26,223	73,007	-	5,372	1,411
Cagayan De Oro City															
PS	21,696	21,696	3,668	5,383	5,490	7,006	21,546	3,668	4,056	6,816	7,006	21,546	-	150	-
MOOE	58,095	58,095	1,920	9,461	24,350	17,141	52,872	1,863	2,987	27,394	19,216	51,461	-	5,223	1,411
Regional Office XI	88,752	88,752	20,479	13,787	24,368	26,524	85,156	7,267	22,813	24,859	25,655	80,593	-	3,596	4,563
Davao City															
PS	22,232	22,232	3,934	5,978	5,543	6,606	22,061	3,819	5,384	6,253	6,510	21,966	-	171	96
MOOE	64,020	64,020	16,544	7,809	16,723	19,708	60,784	3,447	17,430	18,606	17,459	56,942	-	3,236	3,842
CO	2,500	2,500	-	-	2,101	210	2,311	-	-	-	1,686	1,686	-	189	626
Regional Office XII	105,126	105,126	35,439	48,207	11,403	9,759	104,807	34,289	46,048	10,941	11,651	102,929	-	319	1,878
Cotabato City															
PS	17,612	17,612	2,632	5,531	5,001	4,448	17,612	2,374	5,789	5,001	4,448	17,612	-	<i>c</i>	-
MOOE	77,514	77,514	22,807	42,676	6,402	5,310	77,195	22,547	39,627	5,940	7,203	75,317	-	319	1,878
CO	10,000	10,000	10,000	-	-	-	10,000	9,367	633	-	-	10,000	-	-	-
Regional Office XIII	96,157	96,157	10,252	14,412	18,909	30,986	74,558	5,211	16,036	19,151	21,669	62,067	<i>c</i>	21,598	12,492
Butuan City															
PS	16,415	16,415	2,866	4,696	3,542	5,166	16,271	2,866	4,696	3,541	4,486	15,589	-	144	682
MOOE	79,742	79,742	7,385	9,715	15,367	25,820	58,287	2,345	11,339	15,611	17,183	46,477	<i>c</i>	21,455	11,810

Note: Differences between the totals and the sum of components are due to rounding-off.

NATIONAL GOVERNMENT OF THE REPUBLIC OF THE PHILIPPINES
Statement of Appropriations, Allotments, Obligations, Disbursements and Balances
 By Department/Office/Agency/Province/City
 For Fiscal Year 2014
 (in thousand pesos)

Statement D

Particulars	Appropriations Total	Allotments Total	Obligations					Disbursements					Unreleased Appropriations	Unobligated Allotments	Unpaid Obligations
			1st Qtr	2nd Qtr	3rd Qtr	4th Qtr	Total	1st Qtr	2nd Qtr	3rd Qtr	4th Qtr	Total			
Advanced Science and Technology	91,174	91,174	14,022	16,064	23,038	24,886	78,009	13,212	14,012	20,885	18,632	66,741	-	13,165	11,268
NCR - Quezon City															
PS	41,958	41,958	9,431	9,476	10,260	12,769	41,934	9,418	9,552	10,170	12,707	41,847	-	23	88
MOOE	48,616	48,616	4,591	6,588	12,778	11,518	35,475	3,794	4,459	10,715	5,817	24,786	-	13,140	10,690
CO	601	601	-	-	-	599	599	-	-	-	109	109	-	1	490
Food & Nutrition Research Institute	306,950	306,950	45,448	72,377	63,651	79,805	261,282	25,388	54,643	59,656	77,254	216,940	-	45,668	44,342
NCR - Taguig City															
PS	109,445	109,445	19,021	30,793	25,598	32,407	107,818	19,021	30,793	25,328	30,701	105,843	-	1,627	1,975
MOOE	156,275	156,275	19,582	29,578	33,607	31,083	113,851	6,367	17,629	25,154	41,410	90,560	-	42,424	23,291
CO	41,230	41,230	6,845	12,007	4,446	16,314	39,613	-	6,221	9,174	5,143	20,537	-	1,617	19,076
Forest Products Research and Development Institute	164,932	164,932	35,371	47,921	39,302	40,857	163,452	28,076	48,250	39,541	39,919	155,786	-	1,480	7,665
REGION IV-A - Laguna															
PS	126,504	126,504	23,255	41,873	26,156	35,031	126,315	23,255	41,873	26,149	35,038	126,315	-	189	-
MOOE	22,315	22,315	7,592	5,360	4,939	4,418	22,309	4,820	5,287	6,631	2,211	18,950	-	6	3,359
CO	16,113	16,113	4,524	688	8,207	1,408	14,828	-	1,091	6,761	2,671	10,522	-	1,285	4,306
Industrial Technology Development Institute	303,216	299,516	54,053	72,387	67,463	83,158	277,060	46,419	70,319	60,217	78,121	255,075	3,700	22,456	21,985
NCR - Taguig City															
PS	211,445	211,445	43,982	54,466	55,713	56,721	210,882	39,470	58,011	47,339	61,584	206,403	-	563	4,479
MOOE	73,134	69,434	10,004	16,500	9,474	21,298	57,276	6,949	12,034	11,926	15,798	46,707	3,700	12,158	10,569
CO	18,638	18,638	67	1,421	2,276	5,138	8,903	-	274	952	739	1,965	-	9,735	6,938
Metals Industry Research and Development Center	660,963	660,963	51,370	115,662	237,882	153,166	558,079	42,634	80,399	92,716	145,415	361,163	-	102,884	196,916
NCR - Taguig City															
PS	136,280	136,280	24,759	47,611	23,909	40,000	136,280	23,422	48,907	22,836	38,054	133,219	-	c	3,060
MOOE	285,000	285,000	25,460	25,542	117,554	56,599	225,154	18,658	26,138	34,255	45,958	125,009	-	59,845	100,145
CO	239,684	239,684	1,151	42,509	96,419	56,567	196,645	554	5,354	35,624	61,403	102,935	-	43,039	93,710
National Academy of Science and Technology	70,242	70,242	9,430	14,825	14,747	23,155	62,158	8,586	14,421	13,770	13,159	49,937	-	8,084	12,220
NCR - Taguig City															
PS	8,552	8,552	1,729	2,413	1,852	2,556	8,550	1,724	2,418	1,645	2,408	8,195	-	2	355
MOOE	58,067	58,067	7,701	12,087	12,896	17,887	50,570	6,862	11,734	12,069	10,734	41,399	-	7,497	9,170
CO	3,624	3,624	-	326	-	2,712	3,038	-	269	57	17	343	-	585	2,695

Note: Differences between the totals and the sum of components are due to rounding-off.

NATIONAL GOVERNMENT OF THE REPUBLIC OF THE PHILIPPINES
Statement of Appropriations, Allotments, Obligations, Disbursements and Balances
 By Department/Office/Agency/Province/City
 For Fiscal Year 2014
 (in thousand pesos)

Statement D

Particulars	Appropriations Total	Allotments Total	Obligations					Disbursements					Unreleased Appropriations	Unobligated Allotments	Unpaid Obligations
			1st Qtr	2nd Qtr	3rd Qtr	4th Qtr	Total	1st Qtr	2nd Qtr	3rd Qtr	4th Qtr	Total			
National Research Council of the Philippines	76,898	76,898	22,443	12,551	13,874	27,117	75,985	21,424	13,670	13,198	14,239	62,532	-	913	13,452
NCR - Taguig City															
PS	23,957	23,957	5,632	5,902	7,031	5,382	23,947	5,639	6,007	6,930	5,364	23,940	-	10	7
MOOE	27,951	27,951	15,865	6,147	4,349	1,425	27,785	14,839	7,162	3,786	1,898	27,684	-	165	101
CO	24,990	24,990	946	502	2,494	20,310	24,252	946	502	2,483	6,978	10,908	-	738	13,344
Phil. Atmospheric, Geophysical and Astronomical Services Administration	1,886,903	1,886,903	245,480	390,444	339,593	411,086	1,386,604	191,586	171,433	259,268	366,786	989,073	-	500,299	397,531
NCR - Quezon City															
PS	467,243	467,243	92,437	104,457	117,741	151,947	466,582	89,843	98,383	141,199	65,383	394,809	-	662	71,773
MOOE	570,716	570,716	71,349	91,179	98,331	56,560	317,418	48,883	52,799	88,039	89,772	279,492	-	253,297	37,926
CO	848,944	848,944	81,695	194,809	123,521	202,579	602,604	52,859	20,251	30,030	211,631	314,772	-	246,340	287,832
Phil. Council for Agriculture, Aquatic and Natural Resources Research and Development	1,083,827	1,083,827	278,971	259,590	215,226	328,404	1,082,191	264,093	235,580	228,178	330,431	1,058,282	-	1,635	23,909
REGION IV-A - Los Baños, Laguna															
PS	149,450	149,450	28,202	39,654	42,906	38,654	149,416	28,189	38,849	35,089	47,262	149,389	-	34	27
MOOE	912,968	912,968	250,769	212,701	170,314	277,587	911,370	235,904	195,645	188,831	269,651	890,030	-	1,598	21,340
FE	1	1	c	c	-	1	1	c	c	-	1	1	-	-	-
CO	21,408	21,408	-	7,235	2,006	12,163	21,404	-	1,085	4,259	13,518	18,862	-	4	2,542
Phil. Council for Health Research & Development	450,586	450,586	135,704	178,100	78,997	54,215	447,016	106,319	148,908	63,941	77,672	396,840	-	3,570	50,176
NCR - Taguig City															
PS	35,963	35,963	9,476	7,774	7,081	11,496	35,827	7,577	7,541	4,975	9,683	29,776	-	136	6,051
MOOE	414,123	414,123	126,064	169,997	71,916	42,719	410,696	98,587	141,056	58,966	67,989	366,598	-	3,427	44,098
CO	500	500	164	329	-	-	493	155	311	-	-	466	-	7	27
Phil. Council for Industry Energy and Emerging Research and Development	546,349	546,349	260,097	39,890	117,586	126,629	544,202	259,161	34,989	92,573	144,834	531,557	-	2,146	12,645
REGION IV-A - Los Baños, Laguna															
PS	48,754	48,754	9,878	11,771	12,468	14,538	48,655	8,942	8,581	8,142	10,345	36,010	-	99	12,645
MOOE	495,895	495,895	249,644	26,994	105,118	112,091	493,848	249,644	25,283	84,431	134,489	493,848	-	2,047	-
CO	1,700	1,700	575	1,125	-	-	1,700	575	1,125	-	-	1,700	-	-	-

Note: Differences between the totals and the sum of components are due to rounding-off.

NATIONAL GOVERNMENT OF THE REPUBLIC OF THE PHILIPPINES
Statement of Appropriations, Allotments, Obligations, Disbursements and Balances
 By Department/Office/Agency/Province/City
 For Fiscal Year 2014
 (in thousand pesos)

Statement D

Particulars	Appropriations Total	Allotments Total	Obligations					Disbursements					Unreleased Appropriations	Unobligated Allotments	Unpaid Obligations
			1st Qtr	2nd Qtr	3rd Qtr	4th Qtr	Total	1st Qtr	2nd Qtr	3rd Qtr	4th Qtr	Total			
Phil Institute of Volcanology and Seismology	370,109	370,109	39,885	84,416	57,694	124,560	306,555	35,411	67,824	69,611	73,725	246,571	-	63,554	59,984
NCR - Quezon City															
PS	142,711	142,711	19,356	55,271	27,993	39,692	142,312	19,347	45,311	37,524	38,926	141,107	-	399	1,205
MOOE	135,786	135,786	19,950	21,614	25,590	26,565	93,719	15,818	21,805	23,725	26,019	87,368	-	42,067	6,351
CO	91,613	91,613	579	7,532	4,110	58,303	70,524	246	708	8,361	8,780	18,096	-	21,088	52,428
Philippine Nuclear Research Institute	268,863	268,863	39,199	92,981	64,529	61,864	258,573	26,009	52,927	84,451	55,968	219,355	-	10,290	39,218
NCR - Quezon City															
PS	138,194	138,194	24,460	40,019	34,277	39,090	137,845	19,375	32,953	32,212	30,993	115,533	-	349	22,312
MOOE	67,302	67,302	9,064	24,083	12,606	12,795	58,548	6,151	15,157	18,645	11,123	51,076	-	8,753	7,472
FE	-	-	-	-	-	-	-	-	-	-	-	-	-	-	-
CO	63,367	63,367	5,675	28,879	17,646	9,979	62,179	482	4,818	33,594	13,852	52,745	-	1,188	9,434
Philippine Science High School	1,089,883	1,089,883	142,665	183,197	250,159	322,995	899,016	134,252	150,861	231,414	270,868	787,395	<i>c</i>	190,867	111,621
PS	415,260	415,260	74,175	83,253	112,961	136,138	406,527	73,769	84,962	108,714	128,343	395,788	-	8,733	10,739
MOOE	352,727	352,727	58,152	53,413	80,624	91,140	283,329	55,518	49,033	79,679	89,059	273,289	<i>c</i>	69,397	10,040
CO	321,896	321,896	10,339	46,531	56,574	95,716	209,160	4,965	16,866	43,021	53,466	118,319	<i>c</i>	112,737	90,841
NCR	190,693	190,693	29,434	29,830	45,232	55,188	159,684	29,390	29,808	41,626	46,713	147,536	<i>c</i>	31,009	12,148
PS	101,385	101,385	18,396	19,019	26,942	32,837	97,194	18,396	19,019	26,838	28,637	92,890	-	4,191	4,304
MOOE	80,815	80,815	10,590	10,664	18,272	18,774	58,301	10,545	10,642	14,771	17,510	53,468	<i>c</i>	22,514	4,833
CO	8,493	8,493	448	147	17	3,577	4,189	448	147	17	566	1,179	-	4,304	3,011
Office of the Exec. Director	50,205	50,145	5,261	7,149	9,640	10,658	32,709	5,216	7,126	6,185	11,893	30,421	59	17,437	2,288
NCR - Quezon City															
PS	15,712	15,652	2,719	3,087	3,580	4,586	13,972	2,719	3,087	3,476	4,178	13,460	59	1,680	513
MOOE	32,228	32,228	2,542	4,062	6,060	4,557	17,221	2,497	4,040	2,709	7,444	16,690	<i>c</i>	15,006	531
CO	2,265	2,265	-	-	-	1,515	1,515	-	-	-	271	271	-	750	1,244
Diliman Main Campus	140,547	140,547	24,173	22,682	35,591	44,529	126,976	24,173	22,682	35,441	34,820	117,116	-	13,572	9,860
NCR - Quezon City															
PS	85,732	85,732	15,677	15,932	23,362	28,251	83,221	15,677	15,932	23,362	24,459	79,430	-	2,511	3,791
MOOE	48,587	48,587	8,048	6,603	12,212	14,217	41,080	8,048	6,603	12,061	10,066	36,778	-	7,508	4,302
CO	6,228	6,228	448	147	17	2,062	2,675	448	147	17	294	907	-	3,553	1,767
Ilocos Region Campus	65,745	65,745	10,078	13,537	20,647	18,700	62,962	9,675	10,858	15,751	22,193	58,477	<i>c</i>	2,783	4,485
REGION I - San Ildefonso, Ilocos Sur															
PS	26,982	26,982	4,813	5,347	7,631	9,190	26,981	4,956	5,657	7,899	8,470	26,981	-	1	-
MOOE	22,333	22,333	4,794	4,334	5,886	7,022	22,036	4,267	3,527	6,118	7,471	21,384	-	297	652
CO	16,431	16,431	471	3,856	7,131	2,488	13,945	452	1,674	1,735	6,252	10,111	<i>c</i>	2,485	3,834

Note: Differences between the totals and the sum of components are due to rounding-off.

NATIONAL GOVERNMENT OF THE REPUBLIC OF THE PHILIPPINES
Statement of Appropriations, Allotments, Obligations, Disbursements and Balances
 By Department/Office/Agency/Province/City
 For Fiscal Year 2014
 (in thousand pesos)

Statement D

Particulars	Appropriations Total	Allotments Total	Obligations					Disbursements					Unreleased Appropriations	Unobligated Allotments	Unpaid Obligations
			1st Qtr	2nd Qtr	3rd Qtr	4th Qtr	Total	1st Qtr	2nd Qtr	3rd Qtr	4th Qtr	Total			
Cordillera Autonomous Campus	88,712	88,712	7,252	12,778	17,797	39,157	76,984	7,186	13,360	8,686	27,162	56,394	-	11,728	20,590
CAR - Baguio City															
PS	24,592	24,592	4,170	5,020	6,370	9,032	24,592	4,169	6,786	4,803	8,802	24,560	-	-	33
MOOE	31,541	31,541	3,083	5,696	2,946	9,816	21,541	3,017	4,636	2,614	10,418	20,685	-	10,000	856
CO	32,579	32,579	-	2,062	8,480	20,309	30,851	-	1,938	1,269	7,943	11,149	-	1,728	19,701
Cagayan Valley Campus	81,245	81,245	12,582	9,445	32,960	13,616	68,603	12,582	9,445	32,960	13,616	68,603	-	12,643	-
REGION II - Bayombong, Nueva Vizcaya															
PS	30,308	30,308	5,677	6,455	8,164	8,726	29,022	5,677	6,455	8,164	8,726	29,022	-	1,286	-
MOOE	22,974	22,974	4,860	2,899	5,834	4,690	18,284	4,860	2,899	5,834	4,690	18,284	-	4,691	-
CO	27,963	27,963	2,045	90	18,961	200	21,296	2,045	90	18,961	200	21,296	-	6,666	-
Central Luzon Campus	70,220	70,220	8,206	15,988	22,473	15,443	62,110	7,610	7,898	16,308	21,070	52,887	-	8,109	9,224
REGION III - Clark Angeles, Pampanga															
PS	21,165	21,165	4,094	4,138	5,595	7,199	21,026	3,586	4,007	5,514	7,477	20,584	-	139	443
MOOE	22,455	22,455	4,024	1,866	5,811	6,500	18,200	3,937	1,852	5,780	6,414	17,983	-	4,254	218
CO	26,600	26,600	88	9,984	11,068	1,744	22,884	88	2,039	5,014	7,179	14,320	-	3,716	8,563
Bicol Region Campus	66,437	66,437	12,106	15,772	22,170	14,034	64,081	12,106	13,498	21,861	16,385	63,849	-	2,355	232
REGION V - Goa, Camarines Sur															
PS	33,837	33,837	6,485	6,541	9,805	10,001	32,831	6,485	6,541	9,805	10,001	32,831	-	1,006	-
MOOE	22,800	22,800	5,621	6,038	6,712	3,217	21,588	5,621	6,038	6,712	3,217	21,588	-	1,212	-
CO	9,800	9,800	-	3,194	5,653	816	9,663	-	919	5,344	3,167	9,430	-	137	232
Western Visayas Campus	76,142	76,142	11,759	12,873	15,755	30,671	71,057	11,071	12,080	15,904	17,945	57,000	-	5,084	14,058
REGION VI - Iloilo City															
PS	34,923	34,923	6,239	7,482	8,828	11,968	34,516	6,239	7,353	8,926	11,999	34,516	-	406	-
MOOE	25,719	25,719	5,167	5,204	6,432	5,062	21,865	4,747	4,423	6,633	5,805	21,607	-	3,854	258
CO	15,500	15,500	353	188	495	13,640	14,676	86	304	345	141	876	-	824	13,800
Central Visayas Campus	82,422	82,422	8,765	9,894	12,345	15,206	46,210	8,765	9,272	11,033	10,851	39,920	-	36,213	6,290
REGION VII - Argao, Cebu															
PS	24,474	24,474	4,557	5,224	6,405	8,289	24,474	4,557	5,224	4,699	4,800	19,280	-	-	5,194
MOOE	33,048	33,048	4,147	3,425	5,638	6,575	19,786	4,147	2,803	6,260	5,930	19,141	-	13,262	645
CO	24,900	24,900	61	1,245	302	342	1,949	61	1,245	74	120	1,499	-	22,951	450
Eastern Visayas Campus	82,397	82,397	11,275	15,909	16,585	37,562	81,331	10,283	11,314	15,533	25,227	62,356	-	1,066	18,976
REGION VIII - Palo, Leyte															
PS	33,758	33,758	6,043	7,813	10,605	9,243	33,704	6,004	7,837	9,319	10,545	33,704	-	54	c
MOOE	23,139	23,139	4,794	3,070	5,816	8,941	22,621	3,634	2,978	6,204	9,732	22,548	-	517	74
CO	25,500	25,500	437	5,026	164	19,378	25,006	645	499	10	4,950	6,104	-	494	18,902

Note: Differences between the totals and the sum of components are due to rounding-off.

NATIONAL GOVERNMENT OF THE REPUBLIC OF THE PHILIPPINES
Statement of Appropriations, Allotments, Obligations, Disbursements and Balances
 By Department/Office/Agency/Province/City
 For Fiscal Year 2014
 (in thousand pesos)

Statement D

Particulars	Appropriations Total	Allotments Total	Obligations					Disbursements					Unreleased Appropriations	Unobligated Allotments	Unpaid Obligations
			1st Qtr	2nd Qtr	3rd Qtr	4th Qtr	Total	1st Qtr	2nd Qtr	3rd Qtr	4th Qtr	Total			
Central Mindanao Campus	76,083	76,083	10,474	11,644	16,346	31,387	69,852	9,947	10,210	17,359	23,586	61,102	-	6,231	8,750
REGION X - Balo-i, Lanao del Norte															
PS	31,654	31,654	5,480	6,494	8,157	10,508	30,639	5,480	6,363	8,289	10,190	30,322	-	1,015	317
MOOE	23,429	23,429	4,449	4,526	6,651	7,001	22,628	4,400	3,457	7,752	6,224	21,833	-	801	795
CO	21,000	21,000	546	624	1,537	13,878	16,585	67	390	1,319	7,171	8,947	-	4,415	7,638
Southern Mindanao Campus	69,659	69,659	17,680	14,613	14,603	17,669	64,564	12,637	16,211	15,030	19,290	63,167	-	5,095	1,397
REGION XI - Davao City															
PS	34,212	34,212	6,587	7,761	8,750	10,916	34,014	6,587	7,761	8,750	10,892	33,990	-	198	23
MOOE	25,087	25,087	5,382	4,395	5,541	6,170	21,489	5,156	4,486	5,968	4,933	20,544	-	3,599	945
CO	10,360	10,360	5,710	2,457	312	583	9,062	894	3,963	312	3,464	8,634	-	1,298	428
SOCCSKSARGEN Campus	67,902	67,902	3,055	20,913	9,212	28,237	61,416	3,001	6,908	15,431	21,236	46,576	-	6,485	14,840
REGION XII - Koronodal City															
PS	12,276	12,276	1,634	1,959	3,749	4,724	12,067	1,634	1,959	3,749	4,695	12,038	-	209	29
MOOE	14,606	14,606	1,240	1,296	3,118	4,853	10,507	1,186	1,291	3,149	4,256	9,882	-	4,099	625
CO	41,020	41,020	181	17,658	2,344	18,659	38,842	181	3,657	8,533	12,285	24,656	-	2,178	14,186
CARAGA Campus	72,226	72,226	-	-	4,035	6,126	10,161	-	-	3,933	5,596	9,529	-	62,066	632
REGION XIII - Butuan City															
PS	5,694	5,694	-	-	1,960	3,505	5,465	-	-	1,960	3,110	5,070	-	229	396
MOOE	4,782	4,782	-	-	1,966	2,518	4,484	-	-	1,884	2,458	4,342	-	298	142
CO	61,751	61,751	-	-	109	102	212	-	-	89	28	117	-	61,539	95
Philippine Textile Research Institute	66,951	66,951	13,613	16,122	18,058	17,515	65,308	13,589	15,758	18,233	17,353	64,933	-	1,643	375
NCR - Taguig City															
PS	47,082	47,082	10,197	12,070	10,230	14,107	46,605	10,197	11,767	10,534	14,106	46,604	-	477	1
MOOE	14,847	14,847	3,415	4,052	3,108	3,386	13,960	3,391	3,991	2,980	3,247	13,608	-	887	352
CO	5,022	5,022	-	-	4,720	22	4,742	-	-	4,720	-	4,720	-	280	22
Science Education Institute	1,753,361	1,753,361	418,298	592,564	307,542	430,565	1,748,969	416,512	590,677	306,786	434,611	1,748,587	-	4,392	383
NCR - Taguig City															
PS	34,589	34,589	6,044	10,390	7,680	10,343	34,457	6,044	9,300	8,201	10,883	34,429	-	132	29
MOOE	1,717,469	1,717,469	412,232	581,071	299,780	420,167	1,713,250	410,447	581,152	297,632	423,666	1,712,897	-	4,219	354
CO	1,303	1,303	22	1,103	82	55	1,262	22	224	953	63	1,262	-	41	-
Science & Technology Information Institute	60,868	60,868	15,535	13,091	11,658	17,319	57,604	14,922	13,352	11,651	15,450	55,374	-	3,265	2,229
NCR - Taguig City															
PS	33,280	33,280	9,128	7,729	6,807	9,616	33,280	9,126	7,722	6,803	9,630	33,280	-	<i>c</i>	<i>c</i>
MOOE	24,888	24,888	5,110	4,315	4,779	7,703	21,908	4,499	4,582	4,848	5,749	19,678	-	2,981	2,229
CO	2,700	2,700	1,297	1,048	72	-	2,416	1,297	1,048	-	72	2,416	-	284	-

Note: Differences between the totals and the sum of components are due to rounding-off.

NATIONAL GOVERNMENT OF THE REPUBLIC OF THE PHILIPPINES
Statement of Appropriations, Allotments, Obligations, Disbursements and Balances
 By Department/Office/Agency/Province/City
 For Fiscal Year 2014
 (in thousand pesos)

Statement D

Particulars	Appropriations Total	Allotments Total	Obligations					Disbursements					Unreleased Appropriations	Unobligated Allotments	Unpaid Obligations
			1st Qtr	2nd Qtr	3rd Qtr	4th Qtr	Total	1st Qtr	2nd Qtr	3rd Qtr	4th Qtr	Total			
Technology Application and Promotion Institute	90,048	90,048	21,184	26,465	14,790	27,048	89,487	19,952	24,216	16,615	23,581	84,363	-	561	5,124
NCR - Taguig City															
PS	36,159	36,159	7,189	9,485	8,967	10,372	36,014	7,188	9,486	8,035	9,429	34,139	-	145	1,875
MOOE	43,889	43,889	4,336	16,638	5,823	16,676	43,474	3,105	14,388	8,580	14,151	40,224	-	415	3,249
CO	10,000	10,000	9,658	342	-	-	10,000	9,658	342	-	-	10,000	-	-	-
Information and Communications Technology Office	1,719,093	1,719,093	158,768	1,019,361	(549,430)	169,528	798,226	155,783	1,012,869	(554,766)	166,846	780,732	-	920,867	17,494
NCR - Quezon City															
PS	555,308	555,308	127,753	121,111	184,884	119,625	553,373	127,753	121,111	184,884	117,356	551,103	-	1,935	2,270
MOOE	422,812	422,812	31,014	180,098	(41,162)	49,842	219,793	28,029	173,606	(46,497)	49,430	204,569	-	203,019	15,224
CO	740,973	740,973	-	718,152	(693,152)	60	25,060	-	718,152	(693,152)	60	25,060	-	715,913	-
DEPARTMENT OF SOCIAL WELFARE AND DEVELOPMENT															
TOTAL	103,405,885	103,394,202	11,531,664	12,887,617	20,720,282	40,699,426	85,838,988	10,735,882	12,124,315	19,673,319	22,109,324	64,642,840	11,683	17,555,214	21,196,147
PS	3,884,006	3,884,006	304,341	366,076	1,171,859	1,664,460	3,506,736	282,703	333,358	939,084	1,328,697	2,883,842	-	377,270	622,894
MOOE	98,378,705	98,367,022	11,226,811	12,488,652	19,442,429	38,383,033	81,540,926	10,443,211	11,754,771	18,644,376	20,716,737	61,559,095	11,683	16,826,097	19,981,831
FE	550,000	550,000	-	27,289	97,571	424,901	549,761	9,840	33,339	86,669	53,226	183,075	-	239	366,686
CO	593,174	593,174	512	5,600	8,422	227,031	241,565	128	2,848	3,189	10,664	16,829	-	351,609	224,737
Office of the Secretary	103,180,873	103,169,190	11,485,804	12,833,896	20,673,675	40,640,556	85,633,931	10,695,277	12,070,672	19,629,535	22,058,080	64,453,564	11,683	17,535,259	21,180,367
PS	3,769,547	3,769,547	279,842	339,881	1,148,617	1,633,296	3,401,637	259,983	308,054	916,480	1,302,347	2,786,864	-	367,911	614,772
MOOE	98,269,050	98,257,367	11,205,751	12,461,256	19,419,352	38,355,497	81,441,856	10,425,330	11,726,859	18,623,483	20,691,844	61,467,516	11,683	16,815,511	19,974,340
FE	550,000	550,000	-	27,289	97,571	424,901	549,761	9,840	33,339	86,669	53,226	183,075	-	239	366,686
CO	592,276	592,276	212	5,470	8,136	226,861	240,678	124	2,421	2,902	10,662	16,110	-	351,598	224,568
NCR	68,948,844	68,941,594	8,132,520	7,895,870	15,777,865	21,799,531	53,605,785	7,851,097	7,819,305	15,649,073	13,182,707	44,502,182	7,250	15,335,809	9,103,603
PS	941,327	941,327	113,786	117,985	164,760	265,905	662,436	106,852	85,642	114,516	204,931	511,941	-	278,891	150,495
MOOE	67,055,925	67,048,675	8,018,618	7,772,717	15,540,852	21,001,896	52,334,083	7,744,165	7,731,987	15,481,113	12,935,779	43,893,044	7,250	14,714,592	8,441,039
FE	428,112	428,112	-	794	66,807	360,512	428,112	-	-	51,465	38,063	89,528	-	-	338,585
CO	523,479	523,479	115	4,374	5,445	171,218	181,153	80	1,676	1,979	3,933	7,668	-	342,326	173,485
Central Office	67,127,205	67,127,104	7,939,106	7,385,276	15,432,122	21,350,817	52,107,321	7,737,043	7,369,097	15,367,336	12,812,507	43,285,983	101	15,019,783	8,821,338
Quezon City															
PS	651,422	651,422	73,939	68,785	96,776	140,321	379,822	67,267	40,350	38,481	112,566	258,664	-	271,600	121,158
MOOE	65,525,363	65,525,262	7,865,051	7,311,323	15,263,094	20,679,803	51,119,272	7,669,697	7,327,072	15,275,410	12,657,944	42,930,123	101	14,405,990	8,189,148
FE	428,112	428,112	-	794	66,807	360,512	428,112	-	-	51,465	38,063	89,528	-	-	338,585
CO	522,308	522,308	115	4,374	5,445	170,181	180,116	80	1,676	1,979	3,933	7,668	-	342,193	172,448

Note: Differences between the totals and the sum of components are due to rounding-off.

NATIONAL GOVERNMENT OF THE REPUBLIC OF THE PHILIPPINES
Statement of Appropriations, Allotments, Obligations, Disbursements and Balances
 By Department/Office/Agency/Province/City
 For Fiscal Year 2014
 (in thousand pesos)

Statement D

Particulars	Appropriations Total	Allotments Total	Obligations					Disbursements					Unreleased Appropriations	Unobligated Allotments	Unpaid Obligations
			1st Qtr	2nd Qtr	3rd Qtr	4th Qtr	Total	1st Qtr	2nd Qtr	3rd Qtr	4th Qtr	Total			
Regional Office - NCR	1,821,639	1,814,490	193,414	510,594	345,743	448,713	1,498,464	114,054	450,207	281,737	370,200	1,216,198	7,149	316,026	282,265
Manila															
PS	289,906	289,906	39,847	49,200	67,984	125,583	282,615	39,586	45,292	76,035	92,365	253,277	-	7,291	29,338
MOOE	1,530,562	1,523,413	153,567	461,394	277,759	322,093	1,214,812	74,468	404,915	205,703	277,835	962,921	7,149	308,601	251,891
CO	1,170	1,170	-	-	-	1,037	1,037	-	-	-	-	-	-	133	1,037
Regional Office I	1,216,878	1,216,878	146,223	348,268	249,611	435,089	1,179,192	144,982	333,627	258,004	325,510	1,062,124	-	37,686	117,068
La Union															
PS	145,266	145,266	11,293	12,292	46,141	69,200	138,924	8,065	7,830	41,864	50,189	107,948	-	6,342	30,977
MOOE	1,067,397	1,067,397	134,931	335,640	202,986	363,584	1,037,140	130,550	318,715	207,968	294,905	952,138	-	30,258	85,002
FE	2,064	2,064	-	291	485	1,216	1,992	6,367	7,036	8,172	(19,583)	1,992	-	72	-
CO	2,150	2,150	-	47	-	1,089	1,136	-	47	-	-	47	-	1,014	1,089
Regional Office - CAR	679,158	679,158	80,608	147,597	184,207	244,016	656,428	68,510	142,448	134,638	240,098	585,695	-	22,730	70,734
Baguio City															
PS	95,076	95,076	8,021	8,929	47,810	28,573	93,333	8,004	8,937	29,030	40,770	86,740	-	1,743	6,592
MOOE	579,248	579,248	72,588	138,479	136,125	211,346	558,539	60,506	133,449	105,259	198,984	498,198	-	20,709	60,340
FE	929	929	-	139	273	518	929	-	62	350	344	756	-	c	173
CO	3,905	3,905	-	50	-	3,578	3,628	-	-	-	-	-	-	277	3,628
Regional Office II	1,094,505	1,094,505	258,996	266,404	207,598	266,207	999,205	177,225	263,197	211,441	310,287	962,150	-	95,300	37,055
Tuguegarao City															
PS	103,500	103,500	8,949	13,044	29,180	50,556	101,729	8,892	13,015	28,784	45,102	95,793	-	1,771	5,937
MOOE	987,643	987,643	250,046	252,826	176,822	214,704	894,398	168,333	249,647	181,670	264,459	864,110	-	93,245	30,288
FE	2,312	2,312	-	489	1,596	117	2,202	-	489	987	726	2,202	-	109	-
CO	1,050	1,050	-	45	-	830	875	-	45	-	-	45	-	175	830
Regional Office III	1,723,309	1,722,955	200,755	364,341	386,809	514,865	1,466,770	186,597	348,905	299,470	481,807	1,316,779	354	256,185	149,991
San Fernando City, Pampanga															
PS	196,817	196,817	14,168	15,416	119,039	46,344	194,966	14,165	15,418	50,490	38,162	118,235	-	1,851	76,731
MOOE	1,523,623	1,523,269	186,544	348,650	267,416	467,037	1,269,646	172,388	333,230	248,643	442,303	1,196,563	354	253,623	73,083
FE	970	970	-	269	355	346	969	-	252	337	346	935	-	c	35
CO	1,900	1,900	44	6	-	1,138	1,188	44	5	-	996	1,045	-	712	143
Regional Office IV-A	1,862,723	1,860,678	106,761	426,258	454,902	648,548	1,636,470	97,188	378,267	476,903	491,123	1,443,481	2,045	224,208	192,989
Muntunlupa City															
PS	200,491	200,491	15,620	16,819	62,237	98,592	193,268	15,588	16,809	61,564	83,374	177,335	-	7,223	15,933
MOOE	1,656,791	1,654,746	91,141	409,243	391,636	546,279	1,438,299	78,127	357,468	414,111	414,036	1,263,743	2,045	216,446	174,556
FE	1,642	1,642	-	157	1,029	439	1,625	3,473	3,951	1,227	(7,026)	1,625	-	17	-
CO	3,800	3,800	-	39	-	3,239	3,278	-	39	-	739	777	-	522	2,501

Note: Differences between the totals and the sum of components are due to rounding-off.

NATIONAL GOVERNMENT OF THE REPUBLIC OF THE PHILIPPINES
Statement of Appropriations, Allotments, Obligations, Disbursements and Balances

Statement D

By Department/Office/Agency/Province/City
 For Fiscal Year 2014
 (in thousand pesos)

Particulars	Appropriations Total	Allotments Total	Obligations					Disbursements					Unreleased Appropriations	Unobligated Allotments	Unpaid Obligations
			1st Qtr	2nd Qtr	3rd Qtr	4th Qtr	Total	1st Qtr	2nd Qtr	3rd Qtr	4th Qtr	Total			
Regional Office IV-B	1,242,869	1,242,869	109,236	224,236	154,671	539,396	1,027,538	85,482	202,731	134,654	267,584	690,452	-	215,331	337,086
Manila															
PS	141,782	141,782	5,404	8,379	43,603	74,931	132,316	5,051	8,283	39,081	62,437	114,852	-	9,465	17,465
MOOE	1,091,604	1,091,604	103,832	214,147	107,793	460,811	886,582	80,432	192,737	92,436	203,265	568,870	-	205,021	317,713
FE	6,731	6,731	-	1,710	3,233	1,783	6,726	-	1,710	3,138	1,833	6,681	-	5	45
CO	2,753	2,753	-	-	42	1,871	1,913	-	-	-	50	50	-	840	1,864
Regional Office V	2,180,783	2,180,783	112,094	307,197	319,353	1,044,319	1,782,963	84,573	224,524	330,506	584,738	1,224,341	-	397,820	558,622
Legazpi City															
PS	263,581	263,581	10,672	11,468	92,660	140,172	254,971	9,474	11,071	82,981	101,581	205,107	-	8,610	49,865
MOOE	1,883,787	1,883,787	101,422	290,275	218,876	885,525	1,496,098	75,100	208,285	239,993	472,336	995,714	-	387,689	500,384
FE	28,243	28,243	-	5,404	7,817	14,987	28,208	-	5,075	7,489	10,709	23,274	-	35	4,934
CO	5,172	5,172	-	50	-	3,636	3,686	-	92	43	112	246	-	1,487	3,439
Regional Office VI	5,449,426	5,448,471	319,552	307,496	307,861	4,213,624	5,148,533	96,756	364,999	325,168	2,248,982	3,035,904	955	299,938	2,112,628
Iloilo City															
PS	219,153	219,153	10,578	15,708	75,049	117,606	218,941	10,488	13,892	67,439	88,499	180,318	-	212	38,623
MOOE	5,198,743	5,197,788	308,973	286,711	224,624	4,078,967	4,899,275	86,268	347,547	251,973	2,153,111	2,838,899	955	298,512	2,060,376
FE	17,386	17,386	-	5,077	6,867	5,442	17,386	-	3,560	4,971	6,702	15,233	-	c	2,153
CO	14,144	14,144	-	-	1,321	11,610	12,930	-	-	783	670	1,453	-	1,214	11,477
Regional Office VII	5,224,946	5,224,016	616,186	376,485	537,979	3,494,608	5,025,259	615,956	376,615	537,905	628,602	2,159,078	930	198,757	2,866,181
Cebu City															
PS	217,878	217,878	13,415	15,961	71,221	112,190	212,787	13,374	16,002	71,097	79,786	180,259	-	5,091	32,528
MOOE	4,986,087	4,985,157	602,772	357,045	463,451	3,369,957	4,793,225	602,582	357,134	463,502	538,339	1,961,558	930	191,932	2,831,667
FE	16,231	16,231	-	3,429	3,307	9,494	16,230	-	3,429	3,307	9,494	16,230	-	1	-
CO	4,750	4,750	-	50	-	2,967	3,017	-	50	-	982	1,032	-	1,733	1,985
Regional Office VIII	4,898,169	4,898,169	467,931	455,402	393,667	3,331,966	4,648,966	441,123	112,494	78,596	1,337,890	1,970,103	-	249,203	2,678,863
Tacloban City															
PS	217,756	217,756	10,038	11,808	63,531	113,999	199,376	5,766	7,098	56,685	80,045	149,594	-	18,380	49,782
MOOE	4,670,228	4,670,228	457,893	443,593	329,280	3,209,694	4,440,460	435,358	105,312	21,911	1,257,845	1,820,425	-	229,768	2,620,035
CO	10,184	10,184	-	-	856	8,272	9,129	-	84	-	-	84	-	1,055	9,045
Regional Office IX	1,966,954	1,966,805	211,553	389,851	312,624	1,009,336	1,923,364	190,199	363,195	214,198	305,328	1,072,921	149	43,441	850,444
Zamboanga City															
PS	257,762	257,762	14,735	17,768	78,975	144,530	256,008	12,373	22,800	68,930	98,805	202,909	-	1,755	53,099
MOOE	1,698,554	1,698,405	196,818	371,650	232,978	855,409	1,656,854	177,827	340,038	144,732	203,062	865,659	149	41,551	791,195
FE	6,517	6,517	-	384	671	5,462	6,517	-	356	489	3,460	4,305	-	-	2,212
CO	4,120	4,120	-	50	-	3,935	3,985	-	-	47	-	47	-	135	3,938

Note: Differences between the totals and the sum of components are due to rounding-off.

NATIONAL GOVERNMENT OF THE REPUBLIC OF THE PHILIPPINES
Statement of Appropriations, Allotments, Obligations, Disbursements and Balances
 By Department/Office/Agency/Province/City
 For Fiscal Year 2014
 (in thousand pesos)

Statement D

Particulars	Appropriations Total	Allotments Total	Obligations					Disbursements					Unreleased Appropriations	Unobligated Allotments	Unpaid Obligations
			1st Qtr	2nd Qtr	3rd Qtr	4th Qtr	Total	1st Qtr	2nd Qtr	3rd Qtr	4th Qtr	Total			
Regional Office X	1,460,807	1,460,807	155,104	378,640	255,310	643,595	1,432,650	140,869	369,825	210,570	432,565	1,153,830	-	28,157	278,820
Cagayan De Oro City															
PS	228,115	228,115	11,528	23,790	61,535	120,462	217,316	11,893	30,414	50,685	103,910	196,902	-	10,799	20,414
MOOE	1,213,543	1,213,543	143,576	349,698	190,644	512,275	1,196,193	128,976	334,295	157,875	326,386	947,532	-	17,349	248,662
FE	15,489	15,489	-	5,049	2,842	7,599	15,489	-	5,049	2,011	2,262	9,321	-	-	6,168
CO	3,660	3,660	-	103	290	3,259	3,652	-	68	-	7	76	-	8	3,576
Regional Office XI	2,400,329	2,400,329	274,340	339,707	468,387	1,315,985	2,398,418	166,644	258,883	297,954	410,474	1,133,956	-	1,911	1,264,463
Davao City															
PS	203,745	203,745	14,782	22,030	58,983	107,950	203,745	13,294	21,664	56,796	82,403	174,156	-	-	29,589
MOOE	2,173,398	2,173,398	259,508	313,882	407,021	1,191,075	2,171,487	153,351	235,446	238,519	321,882	949,198	-	1,911	1,222,289
FE	19,666	19,666	-	3,356	2,202	14,109	19,666	-	1,629	2,639	4,003	8,270	-	-	11,396
CO	3,520	3,520	50	439	180	2,851	3,520	-	145	-	2,187	2,332	-	-	1,188
Regional Office XII	1,633,249	1,633,249	190,068	364,698	425,502	599,180	1,579,448	220,632	341,621	258,008	521,354	1,341,615	-	53,801	237,832
Koronadal City															
PS	186,132	186,132	9,895	18,975	80,274	67,145	176,289	9,753	19,861	46,332	85,715	161,660	-	9,843	14,628
MOOE	1,443,597	1,443,597	180,173	345,674	345,228	528,655	1,399,730	210,878	321,760	211,628	434,653	1,178,920	-	43,867	220,810
CO	3,520	3,520	-	49	-	3,380	3,428	-	-	49	986	1,035	-	92	2,394
Regional Office XIII	1,197,925	1,197,925	103,878	241,446	237,329	540,291	1,122,944	127,442	170,035	212,445	289,031	798,954	-	74,982	323,989
Butuan City															
PS	151,165	151,165	6,958	9,510	53,620	75,142	145,230	6,951	9,317	50,207	56,641	123,116	-	5,934	22,115
MOOE	1,038,883	1,038,883	96,917	231,026	183,620	458,283	969,845	120,491	159,806	162,150	230,496	672,944	-	69,038	296,902
FE	3,708	3,708	-	741	88	2,880	3,708	-	741	88	1,894	2,722	-	-	986
CO	4,169	4,169	3	169	1	3,987	4,159	-	171	1	-	172	-	10	3,987
Council for the Welfare of the Children and Youth	42,263	42,263	12,687	10,041	9,793	6,635	39,156	10,563	10,918	8,111	-	29,593	-	3,107	9,563
Quezon City															
PS	18,209	18,209	3,659	4,366	3,315	4,261	15,600	3,638	4,386	3,208	-	11,232	-	2,609	4,368
MOOE	23,700	23,700	8,884	5,627	6,477	2,222	23,211	6,925	6,339	4,903	-	18,168	-	489	5,043
CO	354	354	144	49	-	152	345	-	193	-	-	193	-	9	152
Inter-Country Adoption Board	38,153	38,153	6,685	9,955	8,782	12,158	37,581	6,377	10,126	8,169	12,660	37,332	-	572	248
Quezon City															
PS	15,603	15,603	3,333	4,150	3,522	5,060	16,065	3,131	4,312	3,386	5,235	16,065	-	(462)	c
MOOE	22,300	22,300	3,349	5,801	5,036	7,079	21,266	3,242	5,810	4,559	7,423	21,034	-	1,034	232
CO	250	250	4	3	224	19	250	4	3	224	2	233	-	c	17

Note: Differences between the totals and the sum of components are due to rounding-off.

NATIONAL GOVERNMENT OF THE REPUBLIC OF THE PHILIPPINES
Statement of Appropriations, Allotments, Obligations, Disbursements and Balances
By Department/Office/Agency/Province/City
For Fiscal Year 2014
(in thousand pesos)

Statement D

Particulars	Appropriations Total	Allotments Total	Obligations					Disbursements					Unreleased Appropriations	Unobligated Allotments	Unpaid Obligations
			1st Qtr	2nd Qtr	3rd Qtr	4th Qtr	Total	1st Qtr	2nd Qtr	3rd Qtr	4th Qtr	Total			
National Council on Disability Affairs	42,874	42,874	10,459	9,002	9,317	11,098	39,876	8,778	8,161	8,542	10,572	36,053	-	2,998	3,823
Quezon City															
PS	28,323	28,323	7,667	6,404	5,924	6,934	26,929	6,111	5,658	5,202	6,205	23,176	-	1,394	3,753
MOOE	14,551	14,551	2,792	2,598	3,392	4,164	12,947	2,668	2,503	3,339	4,367	12,877	-	1,604	70
National Youth Commission	89,003	89,003	16,028	24,721	18,715	28,434	87,898	14,886	24,438	18,962	27,567	85,853	-	1,105	2,046
Quezon City															
PS	46,509	46,509	9,840	11,274	10,481	14,909	46,505	9,840	10,948	10,808	14,909	46,505	-	4	c
MOOE	42,200	42,200	6,035	13,369	8,172	13,525	41,101	5,046	13,260	8,091	12,658	39,055	-	1,099	2,045
CO	294	294	152	78	63	-	293	-	230	63	-	293	-	1	-
Juvenile Justice and Welfare Council	12,719	12,719	-	-	-	545	545	-	-	-	445	445	-	12,174	100
Quezon City															
PS	5,815	5,815	-	-	-	-	-	-	-	-	-	-	-	5,815	-
MOOE	6,904	6,904	-	-	-	545	545	-	-	-	445	445	-	6,359	100
DEPARTMENT OF TOURISM															
TOTAL	2,091,620	2,091,620	397,865	373,587	608,777	548,731	1,928,959	304,107	378,457	421,441	589,381	1,693,386	-	162,661	235,573
PS	436,349	436,349	116,196	88,270	49,423	155,240	409,129	93,934	78,513	64,384	158,053	394,884	-	27,220	14,245
MOOE	1,446,378	1,446,378	268,844	257,270	475,901	353,280	1,355,294	198,256	273,062	325,618	393,371	1,190,307	-	91,084	164,987
FE	7,175	7,175	358	426	375	702	1,860	340	c	273	410	1,024	-	5,315	836
CO	201,718	201,718	12,467	27,621	83,078	39,509	162,675	11,577	26,882	31,165	37,547	107,171	-	39,043	55,504
Office of the Secretary	1,798,998	1,798,998	356,423	320,246	498,633	479,497	1,654,798	263,830	325,855	365,195	507,796	1,462,677	-	144,200	192,121
PS	356,318	356,318	97,552	68,328	29,830	133,587	329,297	75,860	58,495	44,642	136,058	315,056	-	27,022	14,241
MOOE	1,328,528	1,328,528	246,046	228,771	448,066	315,142	1,238,025	176,053	245,149	300,019	354,860	1,076,080	-	90,504	161,945
FE	7,175	7,175	358	426	375	702	1,860	340	c	273	410	1,024	-	5,315	836
CO	106,976	106,976	12,467	22,721	20,362	30,066	85,616	11,577	22,211	20,261	16,468	70,517	-	21,360	15,099
NCR	1,296,900	1,296,900	260,068	198,052	386,953	355,639	1,200,712	174,666	205,661	255,379	407,611	1,043,317	-	96,188	157,395
PS	270,380	270,380	78,013	49,059	12,266	112,896	252,234	57,020	40,073	27,518	116,207	240,818	-	18,146	11,416
MOOE	1,016,953	1,016,953	180,807	148,143	374,283	241,194	944,427	117,306	165,589	227,226	289,923	800,044	-	72,525	144,383
FE	7,175	7,175	358	425	375	702	1,860	340	-	273	411	1,024	-	5,315	836
CO	2,392	2,392	890	425	29	847	2,190	-	-	361	1,070	1,432	-	202	759
Central Office Makati City	1,261,352	1,261,352	251,048	189,770	379,764	346,826	1,167,408	167,723	199,106	247,819	398,104	1,012,752	-	93,945	154,656
PS	252,215	252,215	74,209	44,010	8,695	107,485	234,399	53,426	36,468	23,457	109,631	222,982	-	17,816	11,416
MOOE	999,570	999,570	175,591	144,910	370,665	237,793	928,958	113,956	162,638	223,727	286,992	787,314	-	70,612	141,644
FE	7,175	7,175	358	425	375	702	1,860	340	-	273	411	1,024	-	5,315	836
CO	2,392	2,392	890	425	29	847	2,190	-	-	361	1,070	1,432	-	202	759

Note: Differences between the totals and the sum of components are due to rounding-off.

NATIONAL GOVERNMENT OF THE REPUBLIC OF THE PHILIPPINES
Statement of Appropriations, Allotments, Obligations, Disbursements and Balances
 By Department/Office/Agency/Province/City
 For Fiscal Year 2014
 (in thousand pesos)

Statement D

Particulars	Appropriations Total	Allotments Total	Obligations					Disbursements					Unreleased Appropriations	Unobligated Allotments	Unpaid Obligations
			1st Qtr	2nd Qtr	3rd Qtr	4th Qtr	Total	1st Qtr	2nd Qtr	3rd Qtr	4th Qtr	Total			
Regional Office - NCR	35,548	35,548	9,020	8,282	7,190	8,813	33,304	6,943	6,555	7,561	9,507	30,565	-	2,243	2,739
Makati City															
PS	18,165	18,165	3,804	5,049	3,571	5,411	17,836	3,594	3,605	4,061	6,576	17,836	-	330	-
MOOE	17,382	17,382	5,215	3,234	3,618	3,401	15,469	3,349	2,950	3,499	2,931	12,730	-	1,913	2,739
Regional Office I	31,737	31,737	7,276	7,487	7,021	9,401	31,185	7,203	7,296	6,668	9,131	30,298	-	552	887
San Fernando City															
PS	8,648	8,648	1,923	2,251	2,016	1,905	8,096	1,705	2,038	1,795	1,671	7,208	-	552	887
MOOE	18,458	18,458	3,287	5,236	4,355	5,580	18,457	3,432	5,258	4,223	5,544	18,457	-	c	-
CO	4,632	4,632	2,066	-	650	1,916	4,632	2,066	-	650	1,916	4,632	-	-	-
Regional Office - CAR	33,958	33,958	7,526	6,443	6,268	9,155	29,393	7,249	6,648	6,018	7,490	27,405	-	4,565	1,988
Baguio City															
PS	5,957	5,957	1,387	1,514	1,480	1,571	5,952	1,387	1,514	1,480	1,571	5,952	-	5	-
MOOE	18,229	18,229	2,240	3,557	4,088	5,691	15,575	1,962	3,762	3,838	5,919	15,481	-	2,653	95
CO	9,772	9,772	3,900	1,372	700	1,893	7,866	3,900	1,372	700	-	5,972	-	1,907	1,893
Regional Office II	21,406	21,406	2,976	4,822	5,023	6,267	19,088	2,736	4,768	4,577	5,755	17,837	-	2,318	1,252
Tuguegarao City															
PS	5,857	5,857	1,205	1,291	1,115	1,818	5,429	1,197	1,279	1,114	1,828	5,418	-	428	11
MOOE	10,334	10,334	1,772	1,811	2,869	3,049	9,501	1,539	1,854	2,860	3,245	9,498	-	833	4
CO	5,215	5,215	-	1,720	1,038	1,400	4,158	-	1,635	604	682	2,921	-	1,057	1,237
Regional Office III	18,414	18,414	4,190	4,858	3,080	5,144	17,273	3,415	4,575	4,980	3,977	16,947	-	1,141	326
San Fernando City															
PS	6,684	6,684	1,548	1,761	1,204	1,075	5,588	1,370	1,488	1,234	1,169	5,262	-	1,096	326
MOOE	11,730	11,730	2,642	3,098	1,877	4,069	11,685	2,045	3,086	3,746	2,808	11,685	-	45	-
Regional Office IV-A	33,884	33,884	5,905	5,365	4,386	16,549	32,206	5,905	5,365	4,386	8,404	24,061	-	1,678	8,145
Taguig City															
PS	9,451	9,451	2,565	2,057	1,794	1,357	7,773	2,565	2,057	1,794	1,357	7,773	-	1,678	-
MOOE	16,288	16,288	3,339	3,308	2,593	7,048	16,288	3,339	3,308	2,593	7,048	16,288	-	-	-
CO	8,145	8,145	-	-	-	8,145	8,145	-	-	-	-	-	-	-	8,145
Regional Office IV-B	23,621	23,621	2,393	4,401	4,104	-	10,898	2,393	4,401	4,104	-	10,898	-	12,723	-
Quezon City															
PS	1,037	1,037	-	-	-	-	-	-	-	-	-	-	-	1,037	-
MOOE	19,309	19,309	2,393	3,431	4,104	-	9,928	2,393	3,431	4,104	-	9,928	-	9,381	-
CO	3,275	3,275	-	970	-	-	970	-	970	-	-	970	-	2,305	-

Note: Differences between the totals and the sum of components are due to rounding-off.

NATIONAL GOVERNMENT OF THE REPUBLIC OF THE PHILIPPINES
Statement of Appropriations, Allotments, Obligations, Disbursements and Balances
 By Department/Office/Agency/Province/City
 For Fiscal Year 2014
 (in thousand pesos)

Statement D

Particulars	Appropriations Total	Allotments Total	Obligations					Disbursements					Unreleased Appropriations	Unobligated Allotments	Unpaid Obligations
			1st Qtr	2nd Qtr	3rd Qtr	4th Qtr	Total	1st Qtr	2nd Qtr	3rd Qtr	4th Qtr	Total			
Regional Office V	51,639	51,639	10,292	23,816	7,484	8,980	50,572	10,292	23,816	7,484	6,493	48,085	-	1,067	2,488
Legazpi City															
PS	6,424	6,424	2,071	950	962	1,375	5,357	2,071	950	962	1,375	5,357	-	1,067	-
MOOE	45,215	45,215	8,221	22,866	6,523	7,605	45,215	8,221	22,866	6,523	5,118	42,727	-	-	2,488
Regional Office VI	56,666	56,666	14,498	12,928	22,596	6,368	56,389	14,498	12,928	22,151	6,308	55,884	-	277	505
Iloilo City															
PS	4,986	4,986	1,004	1,200	1,153	1,578	4,935	1,004	1,200	1,241	1,490	4,935	-	51	-
MOOE	30,708	30,708	7,949	4,560	13,184	4,789	30,482	7,949	4,560	12,650	4,818	29,977	-	226	505
CO	20,972	20,972	5,545	7,167	8,260	-	20,972	5,545	7,167	8,260	-	20,972	-	-	-
Regional Office VII	61,409	61,409	11,222	13,951	11,430	4,058	40,661	6,673	12,413	9,735	4,058	32,879	-	20,748	7,782
Cebu City															
PS	7,386	7,386	1,446	1,376	1,395	1,781	5,998	1,228	1,346	1,301	1,781	5,657	-	1,388	341
MOOE	28,375	28,375	9,775	5,974	6,875	2,277	24,902	5,445	4,465	5,274	2,277	17,461	-	3,473	7,441
CO	25,648	25,648	-	6,601	3,160	-	9,761	-	6,601	3,160	-	9,761	-	15,887	-
Regional Office VIII	37,748	37,748	6,014	5,140	5,166	21,361	37,681	5,953	4,896	4,696	19,887	35,432	-	67	2,249
Tacloban City															
PS	5,181	5,181	1,183	1,216	1,255	1,527	5,181	1,159	1,066	1,132	1,282	4,639	-	-	541
MOOE	21,865	21,865	4,831	3,924	3,911	9,132	21,798	4,794	3,829	3,564	9,253	21,440	-	67	358
CO	10,702	10,702	-	-	-	10,702	10,702	-	-	-	9,352	9,352	-	-	1,350
Regional Office IX	14,983	14,983	3,772	3,373	3,504	4,308	14,958	3,303	3,788	3,192	4,676	14,958	-	25	-
Pagadian City															
PS	5,139	5,139	1,177	1,240	1,133	1,589	5,139	1,177	1,240	1,133	1,589	5,139	-	c	-
MOOE	9,469	9,469	2,530	1,971	2,348	2,598	9,446	2,060	2,385	2,036	2,966	9,446	-	22	-
CO	375	375	66	162	24	121	372	66	162	24	121	372	-	3	-
Regional Office X	24,768	24,768	5,622	5,476	5,755	7,481	24,334	5,622	5,476	5,755	5,766	22,619	-	434	1,715
Cagayan De Oro City															
PS	5,009	5,009	1,059	1,150	1,045	1,321	4,574	1,059	1,150	1,045	1,321	4,574	-	434	-
MOOE	15,307	15,307	4,563	4,089	3,466	3,189	15,307	4,563	4,089	3,466	3,189	15,307	-	-	-
CO	4,453	4,453	-	238	1,244	2,972	4,453	-	238	1,244	1,256	2,738	-	-	1,715
Regional Office XI	32,975	32,975	7,043	8,423	8,650	7,110	31,226	6,316	8,520	8,028	7,205	30,069	-	1,749	1,157
Davao City															
PS	4,848	4,848	945	1,015	924	1,324	4,207	892	983	708	997	3,580	-	640	627
MOOE	28,128	28,128	6,098	7,409	7,726	5,786	27,019	5,424	7,537	7,319	6,209	26,489	-	1,109	530

Note: Differences between the totals and the sum of components are due to rounding-off.

NATIONAL GOVERNMENT OF THE REPUBLIC OF THE PHILIPPINES
Statement of Appropriations, Allotments, Obligations, Disbursements and Balances

Statement D

By Department/Office/Agency/Province/City
For Fiscal Year 2014
(in thousand pesos)

Particulars	Appropriations Total	Allotments Total	Obligations					Disbursements					Unreleased Appropriations	Unobligated Allotments	Unpaid Obligations
			1st Qtr	2nd Qtr	3rd Qtr	4th Qtr	Total	1st Qtr	2nd Qtr	3rd Qtr	4th Qtr	Total			
Regional Office XII	28,022	28,022	4,809	8,259	8,949	5,917	27,933	4,809	8,259	8,949	5,785	27,801	-	89	132
Koronadal City															
PS	4,723	4,723	1,114	1,260	1,098	1,251	4,723	1,114	1,260	1,098	1,230	4,702	-	-	21
MOOE	11,904	11,904	3,695	2,932	2,593	2,595	11,816	3,695	2,932	2,593	2,484	11,704	-	89	112
CO	11,395	11,395	-	4,067	5,258	2,070	11,395	-	4,067	5,258	2,070	11,395	-	-	-
Regional Office XIII	30,868	30,868	2,816	7,452	8,262	11,758	30,289	2,798	7,047	9,093	5,250	24,189	-	579	6,100
Butuan City															
PS	4,611	4,611	914	988	991	1,218	4,112	914	848	1,089	1,191	4,042	-	499	70
MOOE	26,257	26,257	1,902	6,464	7,271	10,540	26,178	1,884	6,198	8,005	4,060	20,147	-	80	6,031
Intramuros Administration	36,187	36,187	8,095	10,236	9,348	8,461	36,140	7,614	9,703	10,084	8,552	35,954	-	47	187
NCR - Manila City															
PS	22,022	22,022	4,907	5,849	5,242	6,020	22,017	4,728	5,849	5,421	6,020	22,017	-	5	-
MOOE	14,165	14,165	3,188	4,387	4,107	2,442	14,123	2,886	3,855	4,663	2,532	13,937	-	42	187
National Parks Development Committee	256,435	256,435	33,347	43,105	100,796	60,773	238,021	32,662	42,898	46,162	73,033	194,755	-	18,415	43,265
NCR - Manila City															
PS	58,009	58,009	13,738	14,092	14,352	15,634	57,815	13,346	14,170	14,321	15,975	57,811	-	194	4
MOOE	103,684	103,684	19,610	24,112	23,728	35,696	103,146	19,317	24,059	20,936	35,979	100,290	-	538	2,856
CO	94,742	94,742	-	4,900	62,716	9,443	77,059	-	4,670	10,905	21,079	36,654	-	17,683	40,405
DEPARTMENT OF TRADE AND INDUSTRY															
TOTAL	4,759,409	4,759,409	1,065,255	826,136	800,759	1,220,987	3,913,137	758,866	824,414	763,545	959,938	3,306,763	-	846,273	606,373
PS	1,673,559	1,673,559	525,383	322,708	284,648	409,394	1,542,134	407,066	322,535	263,488	347,787	1,340,877	-	131,425	201,257
MOOE	2,713,299	2,713,299	538,858	487,765	472,835	643,368	2,142,825	350,959	493,001	467,106	540,603	1,851,669	-	570,474	291,156
FE	15	15	c	1	6	c	7	c	1	1	c	2	-	8	5
CO	372,537	372,537	1,014	15,663	43,270	168,225	228,171	840	8,878	32,951	71,548	114,217	-	144,366	113,954
Office of the Secretary	4,198,307	4,198,307	909,549	718,888	730,537	1,056,557	3,415,532	652,767	732,894	683,828	809,903	2,879,391	-	782,775	536,140
PS	1,390,655	1,390,655	436,059	279,727	249,035	324,523	1,289,344	338,686	280,931	230,023	266,502	1,116,143	-	101,311	173,201
MOOE	2,447,628	2,447,628	472,923	429,536	438,232	566,503	1,907,194	313,404	443,381	426,878	472,212	1,655,875	-	540,434	251,319
FE	-	-	c	1	1	(2)	-	c	1	1	(2)	-	-	-	-
CO	360,024	360,024	567	9,625	43,270	165,532	218,993	676	8,582	26,926	71,190	107,374	-	141,030	111,620
NCR	1,968,379	1,968,379	492,790	279,735	304,853	422,703	1,500,081	268,290	309,315	287,835	305,669	1,171,109	-	468,298	328,971
PS	576,031	576,031	198,791	110,262	100,503	114,414	523,971	110,735	109,946	83,508	91,307	395,497	-	52,060	128,474
MOOE	1,309,661	1,309,661	293,999	169,472	204,350	265,481	933,302	157,379	199,132	203,289	201,848	761,648	-	376,359	171,654
CO	82,688	82,688	-	-	-	42,808	42,808	175	236	1,038	12,514	13,964	-	39,880	28,844

Note: Differences between the totals and the sum of components are due to rounding-off.

NATIONAL GOVERNMENT OF THE REPUBLIC OF THE PHILIPPINES
Statement of Appropriations, Allotments, Obligations, Disbursements and Balances
 By Department/Office/Agency/Province/City
 For Fiscal Year 2014
 (in thousand pesos)

Statement D

Particulars	Appropriations Total	Allotments Total	Obligations					Disbursements					Unreleased Appropriations	Unobligated Allotments	Unpaid Obligations
			1st Qtr	2nd Qtr	3rd Qtr	4th Qtr	Total	1st Qtr	2nd Qtr	3rd Qtr	4th Qtr	Total			
Central Office	1,824,906	1,824,906	453,746	262,333	291,554	395,441	1,403,074	237,981	289,318	273,024	284,966	1,085,288	-	421,832	317,786
Makati City															
PS	521,357	521,357	175,133	99,783	93,661	106,318	474,895	88,055	99,280	76,382	83,478	347,194	-	46,462	127,701
MOOE	1,272,020	1,272,020	278,612	162,551	197,893	257,691	896,747	149,751	189,802	195,603	192,348	727,505	-	375,273	169,242
CO	31,529	31,529	-	-	-	31,432	31,432	175	236	1,038	9,139	10,589	-	97	20,843
Regional Office - NCR	143,473	143,473	39,044	17,401	13,299	27,262	97,007	30,308	19,997	14,811	20,704	85,821	-	46,466	11,186
Quezon City															
PS	54,674	54,674	23,658	10,480	6,842	8,096	49,076	22,681	10,667	7,126	7,829	48,302	-	5,598	773
MOOE	37,640	37,640	15,387	6,921	6,457	7,790	36,555	7,628	9,330	7,685	9,500	34,143	-	1,085	2,411
CO	51,159	51,159	-	-	-	11,376	11,376	-	-	-	3,375	3,375	-	39,783	8,001
Regional Office I	153,443	153,443	15,025	29,536	27,371	44,210	116,142	15,025	29,536	27,371	42,350	114,282	-	37,301	1,860
San Fernando City															
PS	49,166	49,166	11,014	13,299	6,644	13,963	44,920	11,014	13,299	6,644	12,246	43,203	-	4,246	1,717
MOOE	84,976	84,976	4,010	16,237	20,328	30,247	70,823	4,010	16,237	20,328	30,103	70,679	-	14,154	143
CO	19,300	19,300	-	-	399	-	399	-	-	399	-	399	-	18,901	-
Regional Office - CAR	149,774	149,774	20,123	31,307	29,466	36,692	117,587	20,079	29,514	27,437	30,475	107,505	-	32,186	10,083
Baguio City															
PS	56,808	56,808	15,509	13,515	11,975	15,024	56,024	15,506	13,519	11,975	12,437	53,437	-	784	2,587
MOOE	54,851	54,851	4,613	17,792	11,744	10,564	44,713	4,574	15,995	11,236	10,265	42,069	-	10,138	2,645
CO	38,114	38,114	-	-	5,746	11,104	16,850	-	-	4,226	7,773	11,999	-	21,264	4,851
Regional Office II	125,998	125,998	43,627	28,042	26,703	21,650	120,021	35,295	29,646	24,352	21,786	111,080	-	5,976	8,942
Tuguegarao City															
PS	53,254	53,254	18,052	9,311	11,827	13,409	52,600	9,875	11,079	9,714	13,361	44,029	-	654	8,571
MOOE	72,744	72,744	25,575	18,731	14,876	8,241	67,422	25,420	18,567	14,638	8,425	67,051	-	5,322	371
Regional Office III	197,215	197,215	28,344	27,069	28,782	73,828	158,022	24,379	22,211	30,998	41,610	119,198	-	39,193	38,824
San Fernando City															
PS	70,969	70,969	18,743	14,122	12,763	25,141	70,769	18,792	14,096	12,740	21,812	67,440	-	200	3,329
MOOE	52,296	52,296	9,600	12,947	10,297	12,555	45,399	5,587	8,115	18,258	9,967	41,927	-	6,897	3,472
CO	73,950	73,950	-	-	5,722	36,132	41,854	-	-	-	9,831	9,831	-	32,096	32,023
Regional Office IV-A	133,164	133,164	21,508	30,237	27,940	49,290	128,975	20,408	27,541	21,670	29,533	99,152	-	4,189	29,823
Calamba City															
PS	56,969	56,969	14,827	15,819	10,654	14,313	55,612	14,827	15,819	10,654	10,089	51,389	-	1,357	4,224
MOOE	63,549	63,549	6,681	13,927	16,548	23,827	60,983	5,582	11,230	10,279	15,222	42,313	-	2,566	18,670
CO	12,646	12,646	-	492	738	11,151	12,380	-	492	738	4,222	5,451	-	266	6,929

Note: Differences between the totals and the sum of components are due to rounding-off.

NATIONAL GOVERNMENT OF THE REPUBLIC OF THE PHILIPPINES
Statement of Appropriations, Allotments, Obligations, Disbursements and Balances
 By Department/Office/Agency/Province/City
 For Fiscal Year 2014
 (in thousand pesos)

Statement D

Particulars	Appropriations Total	Allotments Total	Obligations					Disbursements					Unreleased Appropriations	Unobligated Allotments	Unpaid Obligations
			1st Qtr	2nd Qtr	3rd Qtr	4th Qtr	Total	1st Qtr	2nd Qtr	3rd Qtr	4th Qtr	Total			
Regional Office IV-B	125,698	125,698	27,315	26,067	20,627	21,561	95,570	16,060	18,587	18,553	27,680	80,880	-	30,128	14,690
MIMAROPA															
PS	33,784	33,784	11,995	6,132	7,432	8,182	33,742	11,891	6,866	7,276	7,708	33,742	-	42	-
MOOE	80,120	80,120	15,078	14,219	9,409	13,100	51,806	3,976	7,244	7,994	19,768	38,982	-	28,314	12,824
CO	11,794	11,794	242	5,715	3,787	279	10,022	192	4,477	3,283	204	8,156	-	1,772	1,866
Regional Office V	175,517	175,517	17,892	37,575	32,476	52,061	140,005	17,892	37,575	32,434	38,519	126,421	-	35,512	13,584
Legazpi City															
PS	66,619	66,619	14,059	13,670	12,688	18,766	59,183	14,059	13,670	12,688	16,204	56,620	-	7,436	2,563
MOOE	78,802	78,802	3,833	23,905	15,786	19,972	63,496	3,833	23,905	15,744	19,000	62,482	-	15,306	1,014
CO	30,096	30,096	-	-	4,002	13,323	17,325	-	-	4,002	3,315	7,318	-	12,771	10,008
Regional Office VI	164,499	164,499	48,412	29,443	33,522	45,273	156,650	45,750	32,174	31,474	32,360	141,758	-	7,849	14,892
Iloilo City															
PS	54,486	54,486	15,340	11,507	9,389	14,089	50,325	16,479	10,583	8,387	11,014	46,463	-	4,161	3,862
MOOE	96,273	96,273	32,746	17,937	12,256	30,310	93,248	28,962	21,592	12,803	21,346	84,703	-	3,025	8,545
CO	13,740	13,740	325	-	11,877	874	13,076	309	-	10,283	-	10,592	-	664	2,484
Regional Office VII	141,352	141,352	23,586	29,140	30,617	47,032	130,376	22,247	29,298	26,533	45,817	123,895	-	10,977	6,481
Cebu City															
PS	54,608	54,608	15,098	10,640	10,553	17,934	54,224	15,098	10,640	10,553	17,822	54,112	-	384	112
MOOE	82,563	82,563	8,489	16,358	18,065	29,099	72,011	7,149	16,516	13,981	27,995	65,642	-	10,552	6,369
CO	4,181	4,181	-	2,142	1,999	-	4,141	-	2,142	1,999	-	4,141	-	40	-
Regional Office VIII	162,746	162,746	16,406	17,791	21,805	55,843	111,845	16,353	17,757	21,833	31,161	87,104	-	50,901	24,741
Tacloban City															
PS	46,765	46,765	11,552	9,237	7,760	12,462	41,012	11,553	9,236	7,745	10,982	39,517	-	5,753	1,495
MOOE	88,336	88,336	4,853	8,555	14,045	28,322	55,775	4,800	8,521	14,088	19,252	46,661	-	32,561	9,115
CO	27,645	27,645	-	-	-	15,058	15,058	-	-	-	927	927	-	12,587	14,131
Regional Office IX	112,662	112,662	34,244	21,110	18,079	29,384	102,818	33,717	20,432	17,486	11,971	83,606	-	9,845	19,212
Pagadian City															
PS	67,796	67,796	26,964	10,097	9,039	14,655	60,756	26,813	10,081	9,111	3,855	49,860	-	7,040	10,896
MOOE	44,866	44,866	7,280	11,013	9,040	14,729	42,062	6,904	10,351	8,375	8,116	33,746	-	2,805	8,315
Regional Office X	127,947	127,947	29,951	32,230	31,534	-	93,715	28,899	31,221	32,585	-	92,705	-	34,232	1,010
Cagayan De Oro City															
PS	46,511	46,511	13,258	10,019	8,576	-	31,853	12,465	10,077	8,578	-	31,120	-	14,657	733
MOOE	80,699	80,699	16,693	22,170	22,262	-	61,124	16,434	21,143	23,310	-	60,888	-	19,575	237
CO	737	737	-	41	697	-	737	-	-	697	-	697	-	-	41

Note: Differences between the totals and the sum of components are due to rounding-off.

NATIONAL GOVERNMENT OF THE REPUBLIC OF THE PHILIPPINES
Statement of Appropriations, Allotments, Obligations, Disbursements and Balances
 By Department/Office/Agency/Province/City
 For Fiscal Year 2014
 (in thousand pesos)

Statement D

Particulars	Appropriations Total	Allotments Total	Obligations					Disbursements					Unreleased Appropriations	Unobligated Allotments	Unpaid Obligations
			1st Qtr	2nd Qtr	3rd Qtr	4th Qtr	Total	1st Qtr	2nd Qtr	3rd Qtr	4th Qtr	Total			
Regional Office XI	135,928	135,928	31,336	29,129	26,693	40,456	127,614	29,805	27,313	26,034	33,949	117,101	-	8,315	10,512
Davao City															
PS	62,619	62,619	22,952	11,975	12,892	12,816	60,635	21,697	11,879	14,210	12,046	59,832	-	1,984	803
MOOE	60,829	60,829	8,384	17,154	12,478	17,257	55,274	8,108	15,434	11,564	15,387	50,493	-	5,555	4,781
CO	12,481	12,481	-	-	1,323	10,382	11,705	-	-	261	6,516	6,777	-	776	4,928
Regional Office XII	133,514	133,514	24,628	26,505	34,173	45,622	130,928	23,830	27,153	21,744	53,230	125,957	-	2,585	4,972
Koronadal City															
PS	48,869	48,869	15,553	10,152	7,940	14,974	48,619	15,553	10,152	7,840	13,281	46,827	-	250	1,793
MOOE	71,275	71,275	9,075	16,353	19,660	23,852	68,940	8,277	17,001	13,903	26,594	65,775	-	2,335	3,165
CO	13,369	13,369	-	-	6,573	6,796	13,369	-	-	-	13,355	13,355	-	c	15
Regional Office XIII	190,471	190,471	34,363	43,972	35,895	70,952	185,182	34,738	43,622	35,488	63,792	177,639	-	5,288	7,543
Butuan City															
PS	45,403	45,403	12,350	9,969	8,401	14,378	45,099	12,330	9,990	8,401	12,336	43,056	-	304	2,043
MOOE	125,787	125,787	22,012	32,767	27,087	38,949	120,816	22,407	32,397	27,087	38,925	120,816	-	4,971	-
FE	-	-	c	1	1	(2)	-	c	1	1	(2)	-	-	-	-
CO	19,281	19,281	-	1,235	407	17,626	19,268	-	1,235	-	12,532	13,767	-	13	5,500
Design Center of the Philippines	76,566	76,566	11,969	28,574	11,511	19,487	71,541	11,521	14,668	15,351	18,622	60,161	-	5,025	11,380
NCR - Pasay City															
PS	22,641	22,641	4,431	5,075	4,269	8,866	22,641	4,431	5,071	4,250	5,462	19,213	-	-	3,428
MOOE	53,910	53,910	7,539	23,499	7,237	10,620	48,893	7,090	9,597	11,101	13,158	40,946	-	5,017	7,947
FE	15	15	-	-	5	2	7	-	-	-	2	2	-	8	5
Philippine Trade Training Center	40,846	40,846	7,664	12,294	10,889	9,862	40,708	7,689	9,725	8,538	12,812	38,764	-	138	1,944
NCR - Pasay City															
PS	21,978	21,978	4,562	5,049	5,119	7,213	21,943	4,887	4,724	4,410	7,877	21,898	-	34	45
MOOE	18,397	18,397	2,655	7,221	5,769	2,649	18,295	2,637	4,705	4,118	4,935	16,395	-	102	1,899
CO	472	472	447	23	-	-	470	164	296	10	-	470	-	2	-
Board of Investment	334,876	334,876	126,704	61,666	44,724	62,545	295,639	78,334	61,946	52,748	55,961	248,988	-	39,237	46,651
NCR - Makati City															
PS	179,359	179,359	73,106	30,046	24,921	31,668	159,741	51,964	28,871	23,500	30,924	135,259	-	19,618	24,482
MOOE	149,217	149,217	53,598	25,605	19,804	30,877	129,883	26,370	33,075	23,233	25,037	107,714	-	19,333	22,169
CO	6,300	6,300	-	6,015	-	-	6,015	-	-	6,015	-	6,015	-	285	-

Note: Differences between the totals and the sum of components are due to rounding-off.

NATIONAL GOVERNMENT OF THE REPUBLIC OF THE PHILIPPINES
Statement of Appropriations, Allotments, Obligations, Disbursements and Balances
 By Department/Office/Agency/Province/City
 For Fiscal Year 2014
 (in thousand pesos)

Statement D

Particulars	Appropriations Total	Allotments Total	Obligations					Disbursements					Unreleased Appropriations	Unobligated Allotments	Unpaid Obligations
			1st Qtr	2nd Qtr	3rd Qtr	4th Qtr	Total	1st Qtr	2nd Qtr	3rd Qtr	4th Qtr	Total			
Construction Industry Authority of the Philippines	76,954	76,954	-	-	-	66,694	66,694	-	-	-	57,920	57,920	-	10,261	8,774
NCR - Makati City															
PS	38,918	38,918	-	-	-	34,309	34,309	-	-	-	34,263	34,263	-	4,608	46
MOOE	32,296	32,296	-	-	-	29,692	29,692	-	-	-	23,299	23,299	-	2,603	6,393
CO	5,741	5,741	-	-	-	2,692	2,692	-	-	-	358	358	-	3,049	2,334
Construction Manpower Development															
Foundation	31,860	31,860	9,369	4,713	3,098	5,842	23,023	8,557	5,181	3,081	4,720	21,539	-	8,838	1,484
Makati City															
PS	20,008	20,008	7,226	2,810	1,305	2,815	14,156	7,098	2,938	1,305	2,759	14,100	-	5,853	56
MOOE	11,852	11,852	2,143	1,904	1,793	3,027	8,867	1,458	2,243	1,776	1,962	7,439	-	2,985	1,428
DEPARTMENT OF TRANSPORTATION AND COMMUNICATIONS															
TOTAL	58,838,336	58,197,125	9,998,993	7,581,174	4,872,742	11,675,800	34,128,709	2,242,977	4,628,524	5,599,717	6,750,565	19,221,783	641,212	24,068,416	14,906,926
PS	5,914,507	5,914,507	1,266,428	1,368,470	1,296,602	1,925,121	5,856,622	1,238,622	1,360,817	1,279,856	1,859,461	5,738,756	-	57,885	117,866
MOOE	18,761,110	18,701,051	4,774,119	3,491,548	3,022,281	3,461,570	14,749,518	650,396	3,160,544	3,669,328	2,938,320	10,418,589	60,059	3,951,533	4,330,930
CO	34,162,719	33,581,567	3,958,446	2,721,155	553,858	6,289,110	13,522,569	353,959	107,163	650,533	1,952,784	3,064,438	581,153	20,058,998	10,458,131
Office of the Secretary	51,186,669	50,545,457	8,541,789	5,981,778	3,438,934	9,269,409	27,231,910	958,111	3,142,343	4,155,824	4,792,057	13,048,335	641,212	23,313,547	14,183,575
PS	1,604,285	1,604,285	333,791	346,940	314,217	571,024	1,565,971	312,291	355,671	308,044	496,352	1,472,358	-	38,314	93,614
MOOE	16,198,675	16,138,616	4,250,360	2,999,603	2,594,336	2,814,022	12,658,321	292,344	2,705,584	3,236,177	2,372,806	8,606,910	60,059	3,480,295	4,051,411
CO	33,383,709	32,802,556	3,957,638	2,635,234	530,382	5,884,364	13,007,618	353,477	81,089	611,603	1,922,899	2,969,067	581,153	19,794,938	10,038,551
Central Office	43,979,068	43,337,857	4,847,639	5,276,976	2,832,627	8,447,455	21,404,696	595,218	2,362,148	3,519,630	4,150,008	10,627,004	641,212	21,933,161	10,777,692
Mandaluyong City															
PS	554,234	554,234	112,210	110,849	102,206	200,317	525,583	92,430	120,927	100,851	147,864	462,072	-	28,651	63,511
MOOE	10,195,223	10,135,164	779,560	2,537,329	2,257,659	2,405,477	7,980,025	150,895	2,163,882	2,816,111	2,090,216	7,221,103	60,059	2,155,139	758,921
CO	33,229,612	32,648,459	3,955,869	2,628,797	472,762	5,841,660	12,899,088	351,892	77,339	602,668	1,911,928	2,943,828	581,153	19,749,371	9,955,260
Regional Office - CAR	56,912	56,912	10,900	13,139	11,219	14,875	50,133	10,679	12,650	11,343	15,066	49,739	-	6,778	394
Baguio City															
PS	30,709	30,709	7,271	7,529	6,442	9,321	30,563	7,129	7,463	6,444	9,329	30,366	-	146	197
MOOE	25,463	25,463	3,628	5,367	4,778	5,554	19,327	3,550	5,187	4,656	5,737	19,130	-	6,136	197
CO	740	740	-	244	-	-	244	-	-	244	-	244	-	497	-
Regional Office XIII	68,619	68,619	12,584	13,195	12,762	17,666	56,207	12,460	11,451	14,242	17,316	55,468	-	12,412	739
Butuan City															
PS	30,573	30,573	7,230	7,582	6,812	8,949	30,573	7,557	6,114	7,664	9,238	30,573	-	c	-
MOOE	37,851	37,851	5,354	5,418	5,950	8,718	25,439	4,903	5,154	6,566	8,077	24,700	-	12,412	739
CO	195	195	-	195	-	-	195	-	183	12	-	195	-	-	-

Note: Differences between the totals and the sum of components are due to rounding-off.

NATIONAL GOVERNMENT OF THE REPUBLIC OF THE PHILIPPINES
Statement of Appropriations, Allotments, Obligations, Disbursements and Balances
By Department/Office/Agency/Province/City
For Fiscal Year 2014
(in thousand pesos)

Statement D

Particulars	Appropriations Total	Allotments Total	Obligations					Disbursements					Unreleased Appropriations	Unobligated Allotments	Unpaid Obligations
			1st Qtr	2nd Qtr	3rd Qtr	4th Qtr	Total	1st Qtr	2nd Qtr	3rd Qtr	4th Qtr	Total			
Land Transportation Franchising and Regulatory Board	336,017	336,017	62,654	68,133	66,324	96,641	293,752	59,612	67,285	65,970	98,892	291,760	-	42,265	1,992
PS	153,013	153,013	34,662	35,213	33,537	47,461	150,873	34,045	35,314	33,473	47,936	150,768	-	2,140	105
MOOE	180,879	180,879	27,604	32,278	32,343	48,753	140,978	25,263	31,621	31,678	50,529	139,091	-	39,901	1,887
CO	2,125	2,125	388	642	445	426	1,901	304	351	820	426	1,901	-	224	-
NCR	178,373	178,373	30,681	31,451	30,363	51,340	143,835	28,724	31,279	31,460	51,056	142,519	-	34,539	1,316
PS	66,351	66,351	16,685	14,084	13,933	21,326	66,028	16,160	14,126	14,023	21,711	66,020	-	323	8
MOOE	110,868	110,868	13,996	16,779	16,080	29,882	76,738	12,564	16,940	16,713	29,213	75,430	-	34,131	1,308
CO	1,155	1,155	-	588	350	132	1,069	-	213	724	132	1,069	-	85	-
Central Office	158,810	158,810	25,754	27,339	26,756	44,959	124,807	24,928	26,556	27,706	44,458	123,648	-	34,003	1,159
Quezon City															
PS	57,310	57,310	14,148	12,041	12,240	18,833	57,262	14,148	12,041	12,220	18,845	57,254	-	48	8
MOOE	100,788	100,788	11,605	14,774	14,409	26,095	66,884	10,780	14,366	15,005	25,583	65,734	-	33,904	1,151
CO	711	711	-	524	106	30	660	-	149	481	30	660	-	51	-
Regional Office - NCR	19,564	19,564	4,927	4,112	3,607	6,381	19,028	3,797	4,723	3,754	6,598	18,871	-	536	157
Quezon City															
PS	9,041	9,041	2,536	2,043	1,693	2,493	8,765	2,012	2,085	1,802	2,866	8,765	-	275	-
MOOE	10,080	10,080	2,391	2,005	1,671	3,786	9,853	1,785	2,574	1,708	3,630	9,697	-	227	157
CO	443	443	-	64	244	102	410	-	64	244	102	410	-	34	-
	-	-	-	-	-	-	-	-	-	-	-	-	-	-	-
Regional Office I	13,584	13,584	3,018	3,322	3,347	3,551	13,237	2,779	3,368	2,852	4,239	13,237	-	347	-
La Union															
PS	8,118	8,118	1,859	2,109	1,833	2,308	8,109	1,859	2,101	1,834	2,316	8,109	-	9	-
MOOE	5,266	5,266	1,123	1,213	1,498	1,095	4,929	884	1,267	1,002	1,776	4,929	-	337	-
CO	200	200	36	-	16	147	199	36	-	16	147	199	-	1	-
Regional Office II	12,814	12,814	2,605	3,526	2,746	3,693	12,569	2,487	2,889	3,160	3,980	12,516	-	245	53
Cagayan															
PS	8,127	8,127	1,754	2,057	1,656	2,659	8,126	1,754	2,057	1,656	2,635	8,102	-	1	24
MOOE	4,676	4,676	851	1,469	1,089	1,034	4,443	733	832	1,504	1,345	4,414	-	233	30
CO	11	11	-	-	-	-	-	-	-	-	-	-	-	11	-
Regional Office III	15,388	15,388	2,793	3,111	2,863	3,612	12,379	2,424	3,426	2,829	3,575	12,254	-	3,009	125
Pampanga															
PS	7,076	7,076	1,331	1,427	1,232	2,017	6,006	1,322	1,435	1,227	1,948	5,933	-	1,070	74
MOOE	8,301	8,301	1,462	1,684	1,622	1,596	6,364	1,102	1,991	1,593	1,627	6,312	-	1,937	51
CO	11	11	-	-	9	-	9	-	-	9	-	9	-	2	-

Note: Differences between the totals and the sum of components are due to rounding-off.

NATIONAL GOVERNMENT OF THE REPUBLIC OF THE PHILIPPINES
Statement of Appropriations, Allotments, Obligations, Disbursements and Balances
 By Department/Office/Agency/Province/City
 For Fiscal Year 2014
 (in thousand pesos)

Statement D

Particulars	Appropriations Total	Allotments Total	Obligations					Disbursements					Unreleased Appropriations	Unobligated Allotments	Unpaid Obligations
			1st Qtr	2nd Qtr	3rd Qtr	4th Qtr	Total	1st Qtr	2nd Qtr	3rd Qtr	4th Qtr	Total			
Regional Office IV	15,066	15,066	3,108	3,440	4,454	3,734	14,736	3,108	3,440	3,115	4,625	14,288	-	330	448
Lipa City															
PS	7,451	7,451	1,451	1,742	1,482	2,587	7,262	1,451	1,742	1,482	2,587	7,262	-	189	-
MOOE	7,604	7,604	1,657	1,697	2,972	1,148	7,474	1,657	1,697	1,633	2,039	7,026	-	130	448
CO	11	11	-	-	-	-	-	-	-	-	-	-	-	11	-
Regional Office V	13,172	13,172	2,409	2,909	2,889	3,936	12,142	2,409	2,788	2,866	4,079	12,142	-	1,031	-
Legazpi City															
PS	8,223	8,223	1,624	2,002	1,799	2,351	7,776	1,624	2,002	1,657	2,494	7,776	-	446	-
MOOE	4,840	4,840	757	907	1,019	1,585	4,267	757	786	1,140	1,585	4,267	-	573	-
CO	110	110	29	-	70	-	99	29	-	70	-	99	-	11	-
Regional Office VI	14,460	14,460	3,163	3,238	2,838	5,217	14,455	3,163	3,238	2,838	5,217	14,455	-	5	-
Iloilo City															
PS	7,507	7,507	1,639	1,933	1,712	2,222	7,507	1,639	1,933	1,712	2,222	7,507	-	c	-
MOOE	6,888	6,888	1,523	1,305	1,126	2,930	6,884	1,523	1,305	1,126	2,930	6,884	-	4	-
CO	65	65	-	-	-	64	64	-	-	-	64	64	-	1	-
Regional Office VII	15,143	15,143	2,952	3,426	3,723	3,815	13,916	2,952	3,242	3,723	3,999	13,916	-	1,227	-
Cebu City															
PS	7,093	7,093	1,686	1,870	1,599	1,938	7,093	1,686	1,870	1,599	1,938	7,093	-	-	-
MOOE	8,001	8,001	1,266	1,556	2,124	1,877	6,823	1,266	1,372	2,124	2,061	6,823	-	1,178	-
CO	49	49	-	-	-	-	-	-	-	-	-	-	-	49	-
Regional Office VIII	13,523	13,523	2,280	2,887	3,856	4,155	13,179	2,280	2,887	3,856	4,155	13,179	-	343	-
Tacloban City															
PS	8,479	8,479	1,399	1,831	3,074	2,175	8,479	1,399	1,831	3,074	2,175	8,479	-	-	-
MOOE	4,985	4,985	844	1,056	782	1,980	4,663	844	1,056	782	1,980	4,663	-	323	-
CO	58	58	37	-	-	-	37	37	-	-	-	37	-	21	-
Regional Office IX	11,544	11,544	2,242	2,687	2,093	3,647	10,669	2,023	2,524	2,048	4,025	10,620	-	875	49
Pagadian City															
PS	5,829	5,829	1,391	1,478	1,299	1,657	5,825	1,309	1,535	1,293	1,688	5,825	-	4	-
MOOE	5,704	5,704	851	1,209	794	1,991	4,844	714	989	754	2,337	4,795	-	860	49
CO	11	11	-	-	-	-	-	-	-	-	-	-	-	11	-
Regional Office X	12,113	12,113	2,331	3,012	2,676	3,988	12,008	2,331	3,012	2,676	3,988	12,008	-	106	-
Cagayan De Oro City															
PS	7,594	7,594	1,557	1,935	1,522	2,509	7,522	1,557	1,935	1,522	2,509	7,522	-	71	-
MOOE	4,509	4,509	775	1,077	1,154	1,480	4,485	775	1,077	1,154	1,480	4,485	-	24	-
CO	11	11	-	-	-	-	-	-	-	-	-	-	-	11	-

Note: Differences between the totals and the sum of components are due to rounding-off.

NATIONAL GOVERNMENT OF THE REPUBLIC OF THE PHILIPPINES
Statement of Appropriations, Allotments, Obligations, Disbursements and Balances

Statement D

By Department/Office/Agency/Province/City
For Fiscal Year 2014
(in thousand pesos)

Particulars	Appropriations Total	Allotments Total	Obligations					Disbursements					Unreleased Appropriations	Unobligated Allotments	Unpaid Obligations
			1st Qtr	2nd Qtr	3rd Qtr	4th Qtr	Total	1st Qtr	2nd Qtr	3rd Qtr	4th Qtr	Total			
Regional Office XI	10,860	10,860	2,874	2,684	2,305	2,800	10,663	2,733	2,783	2,346	2,800	10,663	-	197	-
Davao City															
PS	6,060	6,060	1,271	1,489	1,292	1,981	6,034	1,270	1,490	1,292	1,981	6,034	-	26	-
MOOE	4,449	4,449	1,316	1,141	1,012	808	4,278	1,261	1,156	1,054	808	4,278	-	171	-
CO	351	351	286	54	-	11	351	202	138	-	11	351	-	-	-
Regional Office XII	9,976	9,976	2,199	2,440	2,173	3,152	9,964	2,199	2,409	2,202	3,154	9,963	-	11	1
Cotabato City															
PS	5,106	5,106	1,016	1,255	1,102	1,732	5,106	1,016	1,255	1,102	1,732	5,106	-	<i>c</i>	-
MOOE	4,786	4,786	1,183	1,185	1,071	1,348	4,786	1,183	1,154	1,099	1,349	4,785	-	<i>c</i>	1
CO	83	83	-	-	-	72	72	-	-	-	72	72	-	11	-
Land Transportation Office	6,746,053	6,746,053	3,608,014	610,335	516,001	692,772	5,427,122	280,142	688,808	544,639	510,775	2,024,364	-	1,318,931	3,402,758
PS	835,757	835,757	172,417	185,766	165,220	304,975	828,379	171,129	185,854	159,612	281,984	798,579	-	7,378	29,800
MOOE	5,759,260	5,759,260	3,434,214	419,211	293,606	345,520	4,492,552	107,733	499,739	377,167	218,246	1,202,885	-	1,266,708	3,289,667
CO	151,037	151,037	1,382	5,357	57,175	42,278	106,191	1,280	3,215	7,860	10,545	22,900	-	44,846	83,291
NCR	5,568,631	5,568,631	3,402,049	358,768	309,144	369,526	4,439,487	83,318	452,500	337,758	209,779	1,083,355	-	1,129,144	3,356,132
PS	275,978	275,978	54,762	60,175	54,340	106,209	275,487	53,697	60,115	53,247	97,192	264,251	-	492	11,235
MOOE	5,181,650	5,181,650	3,347,184	296,990	204,603	235,892	4,084,669	29,621	392,325	283,050	111,869	816,865	-	1,096,981	3,267,804
CO	111,004	111,004	102	1,604	50,201	27,425	79,331	-	59	1,461	719	2,238	-	31,672	77,093
Central Office	5,182,282	5,182,282	3,332,330	249,863	255,190	276,404	4,113,788	34,166	391,478	247,037	104,619	777,300	-	1,068,494	3,336,488
Quezon City															
PS	119,740	119,740	23,034	25,831	23,595	46,789	119,249	22,550	25,736	22,803	41,918	113,007	-	492	6,242
MOOE	4,953,551	4,953,551	3,309,194	222,428	181,476	204,091	3,917,189	11,616	365,682	222,774	62,132	662,204	-	1,036,362	3,254,985
CO	108,990	108,990	102	1,604	50,119	25,525	77,350	-	59	1,461	569	2,089	-	31,640	75,261
Regional Office - NCR	386,349	386,349	69,719	108,905	53,953	93,122	325,699	49,151	61,022	90,721	105,160	306,055	-	60,650	19,644
Quezon City															
PS	156,238	156,238	31,729	34,344	30,745	59,421	156,238	31,147	34,379	30,445	55,274	151,244	-	<i>c</i>	4,993
MOOE	228,098	228,098	37,990	74,561	23,127	31,801	167,480	18,004	26,643	60,276	49,737	154,661	-	60,618	12,819
CO	2,013	2,013	-	-	81	1,900	1,981	-	-	-	149	149	-	32	1,832
Regional Office I	96,577	96,577	26,106	19,657	22,550	27,025	95,338	18,580	20,100	20,605	28,629	87,913	-	1,240	7,425
La Union															
PS	54,611	54,611	10,986	11,333	11,695	20,288	54,303	10,982	11,312	9,511	17,337	49,142	-	308	5,161
MOOE	38,209	38,209	15,087	7,652	7,822	6,727	37,288	7,564	8,344	8,925	10,560	35,393	-	920	1,895
CO	3,758	3,758	33	672	3,032	10	3,746	33	444	2,169	732	3,377	-	12	369

Note: Differences between the totals and the sum of components are due to rounding-off.

NATIONAL GOVERNMENT OF THE REPUBLIC OF THE PHILIPPINES
Statement of Appropriations, Allotments, Obligations, Disbursements and Balances
By Department/Office/Agency/Province/City
For Fiscal Year 2014
(in thousand pesos)

Statement D

Particulars	Appropriations Total	Allotments Total	Obligations					Disbursements					Unreleased Appropriations	Unobligated Allotments	Unpaid Obligations
			1st Qtr	2nd Qtr	3rd Qtr	4th Qtr	Total	1st Qtr	2nd Qtr	3rd Qtr	4th Qtr	Total			
Regional Office II	79,255	79,255	12,988	15,683	14,135	20,097	62,903	12,768	14,658	14,317	18,607	60,350	-	16,351	2,553
Cagayan															
PS	38,129	38,129	8,729	9,197	8,197	11,900	38,024	8,719	9,177	8,191	11,444	37,531	-	105	493
MOOE	41,055	41,055	4,259	6,459	5,938	8,161	24,817	4,049	5,457	6,125	7,163	22,794	-	16,237	2,023
CO	71	71	-	27	-	35	62	-	24	-	-	24	-	9	38
Regional Office III	204,301	204,301	25,149	29,022	28,929	46,679	129,780	24,587	29,147	29,057	37,081	119,872	-	74,521	9,908
Pampanga															
PS	75,352	75,352	16,408	17,544	15,581	25,719	75,252	16,408	17,544	15,581	23,268	72,801	-	100	2,451
MOOE	119,622	119,622	8,570	11,024	11,972	20,197	51,763	8,008	11,481	11,839	13,087	44,416	-	67,859	7,348
CO	9,327	9,327	171	454	1,376	763	2,764	171	121	1,636	727	2,655	-	6,563	109
Regional Office IV-A	183,694	183,694	29,406	40,330	31,001	52,239	152,977	29,406	34,063	32,352	51,085	146,906	-	30,717	6,071
Lipa City															
PS	86,531	86,531	15,668	19,383	17,404	33,895	86,350	15,668	19,383	15,797	33,304	84,152	-	181	2,198
MOOE	89,151	89,151	13,739	20,798	13,262	13,325	61,124	13,739	14,564	16,192	15,294	59,788	-	28,028	1,336
CO	8,012	8,012	-	150	335	5,018	5,503	-	117	364	2,486	2,967	-	2,509	2,537
Regional Office V	65,507	65,507	11,867	14,846	9,154	23,942	59,809	11,867	14,846	9,154	23,942	59,809	-	5,698	-
Legazpi City															
PS	35,973	35,973	9,626	8,653	6,696	10,208	35,183	9,626	8,653	6,696	10,208	35,183	-	789	-
MOOE	25,425	25,425	2,241	6,193	2,458	10,095	20,987	2,241	6,193	2,458	10,095	20,987	-	4,438	-
CO	4,109	4,109	-	-	-	3,638	3,638	-	-	-	3,638	3,638	-	471	-
Regional Office VI	96,664	96,664	17,404	18,151	17,338	34,466	87,359	17,404	18,151	17,338	31,954	84,847	-	9,305	2,512
Iloilo City															
PS	55,354	55,354	10,546	11,072	9,460	24,128	55,207	10,546	11,072	9,460	21,889	52,967	-	147	2,239
MOOE	38,616	38,616	6,838	6,806	6,899	8,921	29,464	6,838	6,806	6,899	8,685	29,227	-	9,153	236
CO	2,694	2,694	20	273	978	1,417	2,689	20	273	978	1,380	2,652	-	5	37
Regional Office VII	102,854	102,854	12,423	21,833	15,023	28,483	77,762	12,191	17,017	16,369	25,871	71,448	-	25,092	6,314
Cebu City															
PS	40,910	40,910	8,357	9,170	7,756	14,190	39,474	8,357	9,170	7,756	13,815	39,098	-	1,436	375
MOOE	58,538	58,538	4,022	12,663	7,258	13,223	37,165	3,789	7,846	8,604	12,056	32,296	-	21,372	4,869
CO	3,407	3,407	45	-	9	1,070	1,123	45	-	9	-	54	-	2,284	1,070
Regional Office VIII	86,299	86,299	20,105	27,875	17,657	16,132	81,769	20,105	27,875	17,657	16,120	81,757	-	4,530	12
Tacloban City															
PS	40,914	40,914	8,336	8,608	9,199	14,770	40,913	8,336	8,608	9,199	14,770	40,913	-	1	-
MOOE	44,152	44,152	11,757	19,239	7,889	1,010	39,896	11,757	19,239	7,889	998	39,884	-	4,256	12
CO	1,233	1,233	12	28	569	352	960	12	28	569	352	960	-	273	-

Note: Differences between the totals and the sum of components are due to rounding-off.

NATIONAL GOVERNMENT OF THE REPUBLIC OF THE PHILIPPINES
Statement of Appropriations, Allotments, Obligations, Disbursements and Balances
 By Department/Office/Agency/Province/City
 For Fiscal Year 2014
 (in thousand pesos)

Statement D

Particulars	Appropriations Total	Allotments Total	Obligations					Disbursements					Unreleased Appropriations	Unobligated Allotments	Unpaid Obligations
			1st Qtr	2nd Qtr	3rd Qtr	4th Qtr	Total	1st Qtr	2nd Qtr	3rd Qtr	4th Qtr	Total			
Regional Office IX	59,995	59,995	14,464	17,817	11,675	16,037	59,992	14,464	17,817	11,675	16,030	59,985	-	3	7
Zamboanga City															
PS	30,015	30,015	8,567	6,938	4,282	10,228	30,015	8,567	6,938	4,282	10,228	30,015	-	-	-
MOOE	27,650	27,650	5,171	9,413	7,342	5,723	27,649	5,171	9,413	7,342	5,716	27,642	-	1	7
CO	2,330	2,330	726	1,466	51	85	2,328	726	1,466	51	85	2,328	-	2	-
Regional Office X	64,963	64,963	12,673	14,633	13,070	20,731	61,107	12,614	14,660	13,070	15,987	56,332	-	3,856	4,775
Cagayan De Oro City															
PS	34,338	34,338	7,569	8,184	7,599	10,501	33,852	7,549	8,184	7,599	7,410	30,742	-	486	3,110
MOOE	29,632	29,632	5,104	6,164	5,434	9,944	26,646	5,065	6,192	5,434	8,419	25,110	-	2,986	1,536
CO	994	994	-	285	37	287	609	-	285	37	158	480	-	385	129
Regional Office XI	72,741	72,741	11,249	15,521	12,648	18,212	57,629	10,709	13,876	12,329	17,387	54,300	-	15,112	3,329
Davao City															
PS	34,205	34,205	6,113	7,688	5,745	11,326	30,872	5,925	7,876	5,744	11,194	30,739	-	3,334	133
MOOE	35,814	35,814	5,133	7,829	6,806	4,929	24,697	4,781	5,996	6,487	6,146	23,411	-	11,117	1,286
CO	2,722	2,722	3	4	97	1,956	2,060	3	4	97	46	150	-	661	1,910
Regional Office XII	64,571	64,571	12,130	16,199	13,677	19,203	61,210	12,130	14,099	12,959	18,302	57,490	-	3,361	3,719
Koronadal City															
PS	33,447	33,447	6,750	7,821	7,265	11,611	33,447	6,750	7,821	6,547	9,924	31,042	-	-	2,405
MOOE	29,748	29,748	5,110	7,983	5,923	7,371	26,387	5,110	5,883	5,923	8,157	25,073	-	3,361	1,314
CO	1,376	1,376	270	395	490	221	1,376	270	395	490	221	1,376	-	-	-
Civil Aeronautics Board	61,012	61,012	16,483	19,077	11,361	14,017	60,938	15,029	16,595	14,279	14,160	60,063	-	74	875
NCR - Pasay City															
PS	36,052	36,052	10,435	12,100	5,861	7,656	36,052	10,435	9,289	7,976	8,352	36,052	-	<i>c</i>	-
MOOE	24,060	24,060	6,048	6,977	5,500	5,486	24,011	4,594	7,306	6,303	5,808	24,011	-	49	-
CO	900	900	-	-	-	875	875	-	-	-	-	-	-	25	875
Martitime Industry Authority	917,296	917,296	177,047	140,730	94,348	481,884	894,009	101,660	168,394	128,411	163,178	561,643	-	23,287	332,366
PS	228,786	228,786	49,558	59,042	41,849	74,946	225,394	47,235	51,692	43,885	71,388	214,200	-	3,392	11,195
MOOE	379,168	379,168	126,700	81,130	51,114	111,729	370,673	53,962	116,127	83,340	86,188	339,616	-	8,494	31,057
CO	309,342	309,342	789	559	1,385	295,208	297,941	464	575	1,187	5,602	7,827	-	11,401	290,114
Central Office	756,575	756,575	142,027	104,182	61,889	429,140	737,239	67,235	133,021	97,226	120,807	418,288	-	19,336	318,950
NCR - Manila City															
PS	137,248	137,248	27,270	37,749	22,700	48,919	136,638	25,981	31,293	25,920	51,707	134,901	-	610	1,737
MOOE	314,243	314,243	114,426	66,267	38,551	87,635	306,880	41,231	101,403	70,994	65,605	279,234	-	7,363	27,646
CO	305,084	305,084	331	166	639	292,585	293,721	24	324	312	3,494	4,154	-	11,363	289,567

Note: Differences between the totals and the sum of components are due to rounding-off.

NATIONAL GOVERNMENT OF THE REPUBLIC OF THE PHILIPPINES
Statement of Appropriations, Allotments, Obligations, Disbursements and Balances
 By Department/Office/Agency/Province/City
 For Fiscal Year 2014
 (in thousand pesos)

Statement D

Particulars	Appropriations Total	Allotments Total	Obligations					Disbursements					Unreleased Appropriations	Unobligated Allotments	Unpaid Obligations
			1st Qtr	2nd Qtr	3rd Qtr	4th Qtr	Total	1st Qtr	2nd Qtr	3rd Qtr	4th Qtr	Total			
Regional Office I	9,870	9,870	2,072	1,741	2,026	3,149	8,988	2,627	1,522	2,140	2,550	8,839	-	882	150
La Union															
PS	4,485	4,485	1,065	628	790	1,121	3,603	1,001	566	728	1,307	3,603	-	882	-
MOOE	4,796	4,796	984	959	1,130	1,722	4,795	1,604	872	1,305	937	4,717	-	1	78
CO	590	590	23	154	107	306	590	22	83	108	306	519	-	c	71
Regional Office IV	21,765	21,765	3,727	4,855	5,027	8,068	21,677	3,727	4,855	5,168	6,565	20,315	-	88	1,362
Batangas City															
PS	11,195	11,195	1,977	3,118	2,663	3,426	11,184	1,977	3,118	2,663	2,545	10,303	-	11	881
MOOE	9,376	9,376	1,750	1,737	2,084	3,728	9,299	1,750	1,737	2,084	3,573	9,143	-	78	155
CO	1,194	1,194	-	-	280	914	1,194	-	-	421	447	868	-	-	326
Regional Office V	10,944	10,944	2,444	2,425	1,974	3,879	10,722	2,444	2,425	1,974	3,801	10,644	-	222	78
Legazpi City															
PS	5,981	5,981	1,538	1,301	1,183	1,737	5,758	1,538	1,301	1,183	1,737	5,758	-	222	-
MOOE	4,964	4,964	906	1,124	791	2,142	4,963	906	1,124	791	2,064	4,885	-	c	78
Regional Office VI	17,706	17,706	3,147	3,937	3,595	6,638	17,317	2,920	3,700	3,337	6,787	16,744	-	390	572
Iloilo City															
PS	9,447	9,447	1,896	2,198	2,160	3,192	9,446	1,669	1,962	1,905	3,338	8,874	-	1	572
MOOE	7,773	7,773	1,251	1,738	1,435	2,979	7,403	1,251	1,738	1,432	2,982	7,403	-	371	-
CO	486	486	-	-	-	467	467	-	-	-	467	467	-	19	-
Regional Office VII	25,351	25,351	6,059	6,939	5,040	7,005	25,043	6,059	6,939	5,040	7,005	25,043	-	308	-
Cebu City															
PS	14,094	14,094	4,000	3,579	3,152	3,122	13,853	4,000	3,579	3,152	3,122	13,853	-	241	-
MOOE	10,877	10,877	2,059	3,360	1,888	3,503	10,811	2,059	3,360	1,888	3,503	10,811	-	67	-
CO	380	380	-	-	-	380	380	-	-	-	380	380	-	-	-
Regional Office VIII	15,837	15,837	2,852	3,645	3,220	6,043	15,760	2,739	3,740	3,022	6,026	15,527	-	76	233
Tacloban City															
PS	9,427	9,427	1,712	2,321	2,327	3,067	9,427	1,599	2,434	2,138	3,108	9,279	-	-	148
MOOE	5,718	5,718	1,140	1,202	821	2,490	5,653	1,140	1,249	812	2,431	5,633	-	65	20
CO	692	692	-	122	72	487	680	-	56	72	487	615	-	12	65
Regional Office IX	17,170	17,170	4,518	4,016	3,467	4,985	16,986	4,232	3,770	3,153	4,230	15,386	-	184	1,600
Zamboanga City															
PS	12,087	12,087	3,529	3,003	2,251	3,214	11,997	3,277	2,754	1,950	2,785	10,766	-	89	1,232
MOOE	4,983	4,983	932	967	1,216	1,774	4,889	901	973	1,203	1,449	4,525	-	94	363
CO	100	100	58	46	-	(4)	100	55	44	-	(4)	94	-	-	6

Note: Differences between the totals and the sum of components are due to rounding-off.

NATIONAL GOVERNMENT OF THE REPUBLIC OF THE PHILIPPINES
Statement of Appropriations, Allotments, Obligations, Disbursements and Balances
 By Department/Office/Agency/Province/City
 For Fiscal Year 2014
 (in thousand pesos)

Statement D

Particulars	Appropriations Total	Allotments Total	Obligations					Disbursements					Unreleased Appropriations	Unobligated Allotments	Unpaid Obligations
			1st Qtr	2nd Qtr	3rd Qtr	4th Qtr	Total	1st Qtr	2nd Qtr	3rd Qtr	4th Qtr	Total			
Regional Office X	14,057	14,057	2,829	3,038	2,214	4,370	12,451	2,588	2,810	2,036	1,623	9,057	-	1,605	3,395
Cagayan De Oro City															
PS	7,954	7,954	1,579	1,696	1,352	1,992	6,618	1,395	1,502	1,209	-	4,105	-	1,336	2,513
MOOE	5,983	5,983	1,165	1,342	863	2,346	5,716	1,113	1,308	827	1,623	4,870	-	267	845
CO	120	120	85	-	-	32	117	81	-	-	-	81	-	3	37
Regional Office XI	17,189	17,189	4,954	3,649	3,171	5,223	16,996	4,670	3,308	2,861	531	11,371	-	193	5,625
Davao City															
PS	10,684	10,684	3,429	2,174	1,664	3,417	10,684	3,235	1,909	1,430	-	6,573	-	-	4,111
MOOE	5,979	5,979	1,343	1,415	1,244	1,789	5,791	1,263	1,343	1,182	531	4,319	-	189	1,471
CO	526	526	182	60	264	16	522	173	56	250	-	479	-	4	43
Regional Office XII	10,561	10,561	2,418	2,305	2,454	3,384	10,560	2,418	2,305	2,454	3,253	10,430	-	1	131
General Santos City															
PS	6,185	6,185	1,565	1,275	1,607	1,739	6,185	1,565	1,275	1,607	1,739	6,185	-	<i>c</i>	-
MOOE	4,206	4,206	743	1,020	823	1,620	4,206	743	1,020	822	1,490	4,075	-	<i>c</i>	131
CO	170	170	110	10	24	25	169	110	10	24	25	169	-	1	-
Regional Office XIII	270	270	-	-	269	-	269	-	-	-	-	-	-	1	269
Surigao City															
MOOE	270	270	-	-	269	-	269	-	-	-	-	-	-	1	269
Office of Transportation Cooperatives	18,418	18,418	4,615	4,712	4,392	4,545	18,264	4,615	4,712	4,392	4,451	18,170	-	154	94
NCR - Quezon City															
PS	13,249	13,249	3,517	3,256	3,187	3,247	13,207	3,517	3,256	3,187	3,247	13,207	-	42	-
MOOE	5,169	5,169	1,097	1,456	1,204	1,299	5,056	1,097	1,456	1,204	1,205	4,963	-	113	94
Office for Transportation Security	604,149	604,149	124,309	147,577	110,096	166,864	548,846	123,869	147,498	110,099	167,032	548,498	-	55,303	348
NCR - Pasay City															
PS	419,558	419,558	96,245	100,855	86,855	129,296	413,251	96,096	100,984	86,850	129,146	413,076	-	6,307	175
MOOE	155,100	155,100	28,064	22,033	22,635	36,783	109,515	27,773	21,825	22,643	37,101	109,342	-	45,585	173
CO	29,491	29,491	-	24,689	606	785	26,080	-	24,689	606	785	26,080	-	3,411	-
Philippine Coast Guard	6,025,258	6,025,258	1,128,406	1,280,855	1,207,956	1,732,475	5,349,691	1,033,348	1,142,534	1,181,061	1,603,127	4,960,070	-	675,567	389,620
NCR - Manila City															
PS	3,597,562	3,597,562	769,156	842,712	841,640	1,134,234	3,587,742	765,321	836,357	826,924	1,146,258	3,574,860	-	9,820	12,883
MOOE	1,988,497	1,988,497	359,250	377,526	344,836	490,363	1,571,974	268,027	305,423	317,006	433,371	1,323,827	-	416,524	248,147
CO	439,198	439,198	-	60,617	21,480	107,878	189,975	-	755	37,132	23,498	61,384	-	249,223	128,590

Note: Differences between the totals and the sum of components are due to rounding-off.

NATIONAL GOVERNMENT OF THE REPUBLIC OF THE PHILIPPINES
Statement of Appropriations, Allotments, Obligations, Disbursements and Balances
 By Department/Office/Agency/Province/City
 For Fiscal Year 2014
 (in thousand pesos)

Statement D

Particulars	Appropriations Total	Allotments Total	Obligations					Disbursements					Unreleased Appropriations	Unobligated Allotments	Unpaid Obligations
			1st Qtr	2nd Qtr	3rd Qtr	4th Qtr	Total	1st Qtr	2nd Qtr	3rd Qtr	4th Qtr	Total			
Toll Regulatory Board	25,535	25,535	6,345	6,445	5,656	6,606	25,052	6,345	6,448	5,650	6,561	25,004	-	483	48
NCR - Pasig City															
PS	15,014	15,014	3,727	3,565	2,994	4,718	15,004	3,727	3,569	2,991	4,718	15,004	-	10	-
MOOE	10,441	10,441	2,599	2,824	2,657	1,888	9,968	2,599	2,824	2,655	1,843	9,920	-	473	48
CO	80	80	19	56	5	-	80	19	56	5	-	80	-	<i>c</i>	-
NATIONAL ECONOMIC DEVELOPMENT AUTHORITY															
TOTAL	4,623,955	4,574,665	601,461	695,756	793,631	1,231,072	3,321,919	589,121	697,162	767,977	1,073,287	3,127,546	49,290	1,252,746	194,373
PS	1,661,162	1,611,872	377,115	393,286	364,561	416,087	1,551,049	369,180	400,506	358,528	359,707	1,487,921	49,290	60,823	63,128
MOOE	2,638,946	2,638,946	223,620	291,154	403,970	662,377	1,581,121	219,216	289,831	397,342	627,167	1,533,555	-	1,057,824	47,566
FE	680	680	6	9	9	10	34	6	9	9	9	33	-	646	1
CO	323,167	323,167	719	11,308	25,090	152,598	189,715	719	6,816	12,098	86,405	106,038	-	133,452	83,677
Office of the Director															
General	1,499,036	1,499,036	179,228	203,353	220,998	610,536	1,214,116	171,528	205,082	197,775	463,519	1,037,904	-	284,920	176,212
PS	622,329	622,329	138,210	138,935	130,354	161,237	568,736	132,220	144,663	124,889	106,984	508,757	-	53,593	59,979
MOOE	563,889	563,889	40,300	56,101	65,552	298,774	460,727	38,590	55,908	61,389	270,245	426,132	-	103,161	34,595
CO	312,818	312,818	719	8,317	25,092	150,525	184,653	719	4,511	11,496	86,290	103,016	-	128,166	81,637
Central Office	763,143	763,143	80,440	80,757	93,161	361,092	615,449	74,556	85,030	81,420	290,785	531,791	-	147,694	83,658
NCR - Pasig City															
PS	277,384	277,384	66,113	57,397	58,492	58,680	240,682	60,775	62,851	53,087	11,363	188,076	-	36,702	52,606
MOOE	411,648	411,648	14,284	21,086	31,014	255,893	322,277	13,739	21,553	28,333	232,903	296,528	-	89,371	25,749
CO	74,110	74,110	42	2,274	3,655	46,518	52,489	42	626	-	46,518	47,186	-	21,621	5,303
Regional Office I	30,849	30,849	7,078	8,040	7,787	7,408	30,313	7,078	8,040	7,787	7,408	30,313	-	536	<i>c</i>
San Fernando City															
PS	27,133	27,133	6,442	7,046	6,693	6,949	27,130	6,442	7,046	6,693	6,949	27,130	-	3	<i>c</i>
MOOE	2,916	2,916	636	994	294	459	2,383	636	994	294	459	2,383	-	533	<i>c</i>
CO	800	800	-	-	800	0	800	-	-	800	0	800	-	-	-
Regional Office - CAR	39,838	39,838	5,704	6,630	7,908	11,806	32,047	5,505	6,727	7,060	12,242	31,534	-	7,791	514
Baguio City															
PS	23,883	23,883	4,940	5,696	4,691	8,479	23,806	4,940	5,696	4,691	8,342	23,669	-	77	137
MOOE	5,155	5,155	764	869	1,526	1,131	4,290	564	965	1,438	1,246	4,214	-	865	76
CO	10,800	10,800	-	65	1,690	2,196	3,952	-	65	931	2,655	3,651	-	6,848	301
Regional Office II	37,415	37,415	5,056	8,043	7,446	9,965	30,511	5,056	8,043	7,446	8,607	29,152	-	6,904	1,358
Tuguegarao City															
PS	24,812	24,812	4,059	5,546	4,612	5,576	19,794	4,059	5,546	4,612	5,229	19,446	-	5,018	347
MOOE	5,294	5,294	812	1,279	747	1,365	4,202	812	1,279	747	1,169	4,006	-	1,092	197
CO	7,308	7,308	186	1,217	2,088	3,024	6,514	186	1,217	2,088	2,209	5,700	-	794	815

Note: Differences between the totals and the sum of components are due to rounding-off.

NATIONAL GOVERNMENT OF THE REPUBLIC OF THE PHILIPPINES
Statement of Appropriations, Allotments, Obligations, Disbursements and Balances
By Department/Office/Agency/Province/City
For Fiscal Year 2014
(in thousand pesos)

Statement D

Particulars	Appropriations Total	Allotments Total	Obligations					Disbursements					Unreleased Appropriations	Unobligated Allotments	Unpaid Obligations
			1st Qtr	2nd Qtr	3rd Qtr	4th Qtr	Total	1st Qtr	2nd Qtr	3rd Qtr	4th Qtr	Total			
Regional Office III	32,640	32,640	5,585	6,728	6,135	10,467	28,915	5,509	6,803	6,098	9,652	28,062	-	3,725	852
San Fernando City															
PS	24,253	24,253	4,723	5,807	4,853	8,575	23,958	4,723	5,807	4,853	7,787	23,170	-	294	788
MOOE	5,138	5,138	861	922	678	1,544	4,004	786	997	641	1,516	3,940	-	1,133	64
CO	3,250	3,250	-	-	604	348	952	-	-	604	348	952	-	2,298	-
Regional Office IV-A	125,619	125,619	3,828	4,769	5,363	20,639	34,599	3,828	4,769	4,724	9,518	22,839	-	91,020	11,760
Calamba City															
PS	16,265	16,265	2,978	3,949	3,858	5,480	16,265	2,978	3,949	3,773	4,909	15,609	-	<i>c</i>	656
MOOE	4,554	4,554	850	820	1,505	1,359	4,534	850	820	951	1,913	4,534	-	20	-
CO	104,800	104,800	-	-	-	13,800	13,800	-	-	-	2,696	2,696	-	91,000	11,104
Regional Office IV-B	19,770	19,770	4,057	4,558	4,352	6,788	19,756	4,057	4,558	3,782	6,799	19,196	-	15	560
Calapan City															
PS	14,983	14,983	3,166	3,484	2,755	5,578	14,983	3,166	3,484	2,755	5,018	14,424	-	-	560
MOOE	3,987	3,987	891	1,075	797	1,210	3,973	891	1,075	797	1,210	3,973	-	15	-
CO	800	800	-	-	800	-	800	-	-	230	570	800	-	-	-
Regional Office V	33,682	33,682	6,087	6,365	6,589	12,382	31,423	6,087	6,365	6,493	11,125	30,070	-	2,259	1,353
Legazpi City															
PS	24,255	24,255	5,127	5,635	4,812	7,100	22,674	5,127	5,635	4,812	6,373	21,947	-	1,582	726
MOOE	3,626	3,626	469	729	622	1,130	2,949	469	729	622	1,003	2,822	-	677	127
CO	5,800	5,800	491	-	1,156	4,153	5,800	491	-	1,060	3,749	5,300	-	-	500
Regional Office VI	30,009	30,009	4,968	6,887	8,302	8,660	28,817	4,826	7,029	6,548	10,016	28,419	-	1,192	398
Iloilo City															
PS	23,114	23,114	4,752	5,357	4,680	7,133	21,922	4,610	5,499	4,680	6,894	21,682	-	1,192	240
MOOE	2,875	2,875	216	871	803	986	2,875	216	871	803	937	2,826	-	<i>c</i>	49
CO	4,020	4,020	-	659	2,820	541	4,020	-	659	1,066	2,185	3,910	-	<i>c</i>	110
Regional Office VII	30,594	30,594	5,325	7,055	6,772	10,172	29,324	5,321	7,058	6,772	8,842	27,994	-	1,270	1,330
Cebu City															
PS	23,343	23,343	4,747	5,517	4,718	7,903	22,886	4,746	5,518	4,718	7,011	21,994	-	457	892
MOOE	6,451	6,451	578	1,537	2,054	1,469	5,638	575	1,540	2,054	1,332	5,500	-	814	137
CO	800	800	-	-	-	800	800	-	-	-	500	500	-	<i>c</i>	300
Regional Office VIII	60,454	60,454	5,182	7,664	13,513	28,624	54,984	4,872	6,823	7,224	22,820	41,739	-	5,471	13,244
Leyte															
PS	24,299	24,299	4,729	4,360	3,597	6,450	19,136	4,419	4,337	3,929	6,040	18,726	-	5,163	411
MOOE	5,056	5,056	453	945	974	2,400	4,771	453	945	974	1,630	4,002	-	285	769
CO	31,099	31,099	-	2,359	8,943	19,774	31,076	-	1,541	2,321	15,150	19,012	-	23	12,064

Note: Differences between the totals and the sum of components are due to rounding-off.

NATIONAL GOVERNMENT OF THE REPUBLIC OF THE PHILIPPINES
Statement of Appropriations, Allotments, Obligations, Disbursements and Balances

Statement D

By Department/Office/Agency/Province/City
For Fiscal Year 2014
(in thousand pesos)

Particulars	Appropriations Total	Allotments Total	Obligations					Disbursements					Unreleased Appropriations	Unobligated Allotments	Unpaid Obligations
			1st Qtr	2nd Qtr	3rd Qtr	4th Qtr	Total	1st Qtr	2nd Qtr	3rd Qtr	4th Qtr	Total			
Regional Office IX	30,683	30,683	5,689	7,684	6,989	8,670	29,033	5,689	7,684	6,637	9,022	29,033	-	1,650	-
Pagadian City															
PS	21,891	21,891	4,347	6,007	5,765	4,890	21,008	4,347	6,007	5,413	5,242	21,008	-	883	-
MOOE	6,892	6,892	1,343	1,678	1,224	1,885	6,130	1,343	1,678	1,224	1,885	6,130	-	762	-
CO	1,900	1,900	-	-	-	1,895	1,895	-	-	-	1,895	1,895	-	5	-
Regional Office X	31,873	31,873	6,002	7,834	6,075	10,494	30,405	5,804	7,286	6,434	8,832	28,356	-	1,468	2,049
Cagayan De Oro City															
PS	27,060	27,060	5,773	6,631	5,075	9,061	26,539	5,596	6,807	5,075	7,692	25,171	-	521	1,369
MOOE	2,363	2,363	229	414	490	747	1,880	208	435	460	734	1,836	-	482	44
CO	2,450	2,450	-	789	510	686	1,985	-	44	900	406	1,349	-	465	636
Regional Office XI	34,571	34,571	6,595	7,272	7,491	12,833	34,192	6,585	7,135	7,639	10,394	31,753	-	379	2,439
Davao City															
PS	23,171	23,171	5,306	5,666	4,763	7,312	23,047	5,296	5,671	4,768	7,312	23,047	-	124	-
MOOE	6,513	6,513	1,289	1,464	1,956	1,798	6,506	1,289	1,464	1,956	1,798	6,506	-	7	-
CO	4,887	4,887	-	143	772	3,724	4,639	-	-	915	1,285	2,200	-	248	2,439
Regional Office XII	71,772	71,772	6,977	7,978	7,451	48,779	71,185	6,977	7,978	7,451	7,991	30,397	<i>c</i>	587	40,788
Koronadal City															
PS	24,476	24,476	6,058	5,587	6,101	6,152	23,898	6,058	5,587	6,101	5,537	23,283	<i>c</i>	577	616
MOOE	5,397	5,397	919	2,392	1,272	814	5,397	919	2,392	1,272	642	5,224	-	-	172
CO	41,900	41,900	-	-	78	41,812	41,890	-	-	78	1,812	1,890	-	10	40,000
Regional Office XIII	30,882	30,882	5,223	5,707	4,933	11,876	27,740	5,105	5,547	5,155	7,849	23,656	-	3,142	4,084
Butuan City															
PS	16,506	16,506	4,201	4,615	3,981	3,702	16,500	4,201	4,575	4,021	3,492	16,289	-	6	210
MOOE	5,687	5,687	1,022	1,093	952	2,529	5,595	904	972	1,133	2,572	5,582	-	92	14
CO	8,690	8,690	-	-	-	5,645	5,645	-	-	-	1,785	1,785	-	3,045	3,860
Regional Development Council - I	6,913	6,913	683	1,346	1,452	1,646	5,126	665	1,289	1,032	1,740	4,726	-	1,787	400
San Fernando City															
PS	300	300	-	26	42	231	298	-	26	42	231	298	-	2	-
MOOE	3,913	3,913	683	893	914	1,415	3,905	665	905	922	1,013	3,505	-	8	400
CO	2,700	2,700	-	427	496	-	923	-	358	68	496	923	-	1,777	-
Regional Development Council - CAR	22,381	22,381	1,657	5,328	5,695	5,553	18,233	1,561	4,360	4,636	3,714	14,271	-	4,149	3,962
Baguio City															
PS	300	300	36	30	182	17	265	36	30	182	12	260	-	35	5
MOOE	22,081	22,081	1,621	5,298	5,513	5,536	17,968	1,524	4,330	4,454	3,702	14,011	-	4,113	3,957

Note: Differences between the totals and the sum of components are due to rounding-off.

NATIONAL GOVERNMENT OF THE REPUBLIC OF THE PHILIPPINES
Statement of Appropriations, Allotments, Obligations, Disbursements and Balances
 By Department/Office/Agency/Province/City
 For Fiscal Year 2014
 (in thousand pesos)

Statement D

Particulars	Appropriations Total	Allotments Total	Obligations					Disbursements					Unreleased Appropriations	Unobligated Allotments	Unpaid Obligations
			1st Qtr	2nd Qtr	3rd Qtr	4th Qtr	Total	1st Qtr	2nd Qtr	3rd Qtr	4th Qtr	Total			
Regional Development Council - II	9,024	9,024	1,079	1,363	985	5,384	8,810	1,079	979	957	2,206	5,221	-	213	3,590
Tuguegarao City															
PS	300	300	27	57	27	57	167	27	57	27	57	167	-	133	-
MOOE	4,019	4,019	1,052	922	958	1,038	3,971	1,052	922	931	879	3,784	-	48	187
CO	4,705	4,705	-	384	-	4,288	4,672	-	-	-	1,269	1,269	-	33	3,403
Regional Development Council - III	4,719	4,719	977	839	636	921	3,373	977	839	636	921	3,373	-	1,345	-
San Fernando City															
PS	300	300	105	61	80	50	294	105	61	80	50	294	-	6	-
MOOE	4,419	4,419	872	779	557	872	3,079	872	779	557	872	3,079	-	1,339	-
Regional Development Council - IV-A	6,080	6,080	1,459	1,459	1,444	1,591	5,953	1,459	1,459	1,444	1,591	5,953	-	126	-
Calamba City															
PS	300	300	50	33	50	118	250	50	33	50	118	250	-	51	-
MOOE	5,780	5,780	1,410	1,426	1,394	1,473	5,704	1,410	1,426	1,394	1,473	5,704	-	76	-
Regional Development Council - IV-B	4,014	4,014	968	969	901	1,176	4,014	968	969	901	978	3,816	-	-	198
Calapan City															
PS	300	300	52	75	72	102	300	52	75	72	102	300	-	-	-
MOOE	3,714	3,714	916	894	829	1,074	3,714	916	894	829	876	3,516	-	-	198
Regional Development Council - V	5,465	5,465	742	831	1,249	1,837	4,659	742	831	1,249	1,246	4,068	-	806	591
Legazpi City															
PS	300	300	41	49	128	82	299	41	49	128	8	226	-	1	74
MOOE	5,165	5,165	701	782	1,121	1,755	4,360	701	782	1,121	1,238	3,842	-	805	518
Regional Development Council - VI	6,291	6,291	926	965	1,317	2,993	6,200	926	965	1,073	1,958	4,922	-	91	1,279
Iloilo City															
PS	790	790	60	57	41	604	762	60	57	41	604	762	-	28	-
MOOE	3,501	3,501	866	908	596	1,069	3,439	866	908	596	592	2,962	-	63	476
CO	2,000	2,000	-	-	680	1,320	2,000	-	-	436	762	1,198	-	-	802
Regional Development Council - VII	4,340	4,340	1,133	974	1,068	1,077	4,251	1,061	1,045	1,070	1,011	4,187	-	89	64
Cebu City															
PS	300	300	48	35	46	87	215	35	48	46	65	193	-	85	23
MOOE	4,040	4,040	1,085	939	1,023	990	4,036	1,026	998	1,025	946	3,995	-	4	42

Note: Differences between the totals and the sum of components are due to rounding-off.

NATIONAL GOVERNMENT OF THE REPUBLIC OF THE PHILIPPINES
Statement of Appropriations, Allotments, Obligations, Disbursements and Balances
 By Department/Office/Agency/Province/City
 For Fiscal Year 2014
 (in thousand pesos)

Statement D

Particulars	Appropriations Total	Allotments Total	Obligations					Disbursements					Unreleased Appropriations	Unobligated Allotments	Unpaid Obligations
			1st Qtr	2nd Qtr	3rd Qtr	4th Qtr	Total	1st Qtr	2nd Qtr	3rd Qtr	4th Qtr	Total			
Regional Development Council - VIII	4,308	4,308	529	403	1,050	2,086	4,069	529	412	1,061	1,066	3,068	-	239	1,001
Leyte															
PS	300	300	107	-	36	137	279	107	-	36	137	279	-	21	-
MOOE	4,008	4,008	423	403	1,014	1,950	3,790	423	412	1,025	929	2,789	-	218	1,001
Regional Development Council - IX	4,387	4,387	911	1,023	1,059	1,321	4,314	911	1,023	1,049	1,331	4,314	-	73	-
Pagadian City															
PS	300	300	62	56	38	78	232	62	56	38	78	232	-	68	-
MOOE	4,087	4,087	850	967	1,021	1,244	4,082	850	967	1,011	1,254	4,082	-	5	-
Regional Development Council - X	4,568	4,568	981	793	922	1,135	3,831	727	1,001	942	819	3,489	-	737	342
Cagayan De Oro City															
PS	811	811	-	29	29	348	405	-	29	29	28	85	-	406	321
MOOE	3,757	3,757	981	764	893	787	3,426	727	973	913	792	3,405	-	331	21
Regional Development Council - XI	4,416	4,416	1,064	1,041	1,044	1,268	4,416	1,064	1,041	1,044	1,052	4,200	-	-	216
Davao City															
PS	300	300	36	61	77	125	300	36	61	77	125	300	-	-	-
MOOE	4,116	4,116	1,027	980	967	1,142	4,116	1,027	980	967	927	3,900	-	-	216
Regional Development Council - XII	4,192	4,192	1,005	995	995	1,152	4,147	1,005	995	995	996	3,990	-	44	157
Koronadal City															
PS	300	300	78	26	19	132	256	78	26	19	132	256	-	44	-
MOOE	3,892	3,892	927	969	975	1,020	3,892	927	969	975	863	3,735	-	-	157
Regional Development Council - XIII	4,146	4,146	1,319	1,055	913	741	4,028	999	1,000	1,015	989	4,003	-	118	25
Butuan City															
PS	300	300	46	46	44	50	186	46	46	44	50	186	-	114	-
MOOE	3,846	3,846	1,273	1,009	869	691	3,842	953	954	971	939	3,817	-	4	25
National Statistical Coordination Board	131,807	130,639	24,948	26,994	24,704	30,671	107,318	24,484	25,863	25,590	29,505	105,442	1,168	23,322	1,876
NCR - Makati City															
PS	62,206	61,038	13,963	15,939	14,427	16,554	60,883	13,824	16,077	14,427	15,045	59,374	1,168	155	1,509
MOOE	63,242	63,242	10,981	9,485	10,310	14,110	44,886	10,655	8,901	10,592	14,373	44,521	-	18,355	366
FE	660	660	4	5	-	7	16	4	5	-	6	15	-	644	1
CO	5,700	5,700	-	1,565	(33)	-	1,532	-	880	571	82	1,532	-	4,168	-

Note: Differences between the totals and the sum of components are due to rounding-off.

NATIONAL GOVERNMENT OF THE REPUBLIC OF THE PHILIPPINES
Statement of Appropriations, Allotments, Obligations, Disbursements and Balances
 By Department/Office/Agency/Province/City
 For Fiscal Year 2014
 (in thousand pesos)

Statement D

Particulars	Appropriations Total	Allotments Total	Obligations					Disbursements					Unreleased Appropriations	Unobligated Allotments	Unpaid Obligations	
			1st Qtr	2nd Qtr	3rd Qtr	4th Qtr	Total	1st Qtr	2nd Qtr	3rd Qtr	4th Qtr	Total				
Philippine Statistics																
Authority	2,604,087	2,556,281	338,795	377,031	450,331	474,189	1,640,346	336,659	376,461	447,443	478,561	1,639,123	47,807	915,935	1,223	
PS	842,720	794,914	189,705	207,369	190,557	204,444	792,075	189,700	207,374	190,557	204,444	792,075	47,807	2,839	-	
MOOE	1,761,367	1,761,367	149,091	169,662	259,774	269,745	848,271	146,959	169,087	256,886	274,117	847,048	-	913,096	1,223	
NCR	1,737,359	1,689,553	167,037	180,563	248,383	177,635	773,618	164,900	179,993	245,496	182,007	772,395	47,807	915,935	1,223	
PS	435,783	387,976	98,249	106,940	104,522	75,426	385,138	98,244	106,945	104,522	75,426	385,138	47,807	2,839	-	
MOOE	1,301,576	1,301,576	68,789	73,622	143,861	102,209	388,481	66,656	73,048	140,973	106,580	387,258	-	913,096	1,223	
Central Office	1,635,416	1,587,610	153,343	161,645	227,274	129,413	671,675	151,206	161,075	224,386	133,785	670,452	47,807	915,935	1,223	
Manila City																
PS	400,187	352,381	90,174	98,409	96,869	64,089	349,542	90,170	98,414	96,869	64,089	349,542	47,807	2,839	-	
MOOE	1,235,229	1,235,229	63,169	63,235	130,405	65,324	322,133	61,037	62,661	127,517	69,696	320,910	-	913,096	1,223	
Regional Office - NCR	101,943	101,943	13,694	18,918	21,109	48,222	101,943	13,694	18,918	21,109	48,222	101,943	-	-	-	
Manila City																
PS	35,595	35,595	8,074	8,531	7,653	11,337	35,595	8,074	8,531	7,653	11,337	35,595	-	-	-	
MOOE	66,348	66,348	5,620	10,387	13,456	36,885	66,348	5,620	10,387	13,456	36,885	66,348	-	-	-	
Regional Office I	57,125	57,125	13,045	13,606	12,872	17,602	57,125	13,045	13,606	12,872	17,602	57,125	-	-	-	
San Fernando City																
PS	25,514	25,514	6,413	6,617	5,939	6,545	25,514	6,413	6,617	5,939	6,545	25,514	-	-	-	
MOOE	31,611	31,611	6,632	6,989	6,932	11,057	31,611	6,632	6,989	6,932	11,057	31,611	-	-	-	
Regional Office - CAR	42,118	42,118	8,236	9,522	9,748	14,613	42,118	8,236	9,522	9,748	14,613	42,118	-	-	-	
Baguio City																
PS	22,022	22,022	5,236	5,431	4,775	6,580	22,022	5,236	5,431	4,775	6,580	22,022	-	-	-	
MOOE	20,097	20,097	3,000	4,091	4,973	8,033	20,097	3,000	4,091	4,973	8,033	20,097	-	-	-	
Regional Office II	42,805	42,805	10,512	8,429	10,080	13,784	42,805	10,512	8,429	10,080	13,784	42,805	-	-	-	
Tuguegarao City																
PS	21,323	21,323	4,770	5,209	4,832	6,512	21,323	4,770	5,209	4,832	6,512	21,323	-	-	-	
MOOE	21,482	21,482	5,741	3,221	5,249	7,271	21,482	5,741	3,221	5,249	7,271	21,482	-	-	-	
Regional Office III	72,792	72,792	14,357	17,713	19,384	21,338	72,792	14,357	17,713	19,384	21,338	72,792	-	-	-	
San Fernando City																
PS	35,513	35,513	7,390	8,103	8,045	11,974	35,513	7,390	8,103	8,045	11,974	35,513	-	-	-	
MOOE	37,279	37,279	6,967	9,610	11,339	9,364	37,279	6,967	9,610	11,339	9,364	37,279	-	-	-	

Note: Differences between the totals and the sum of components are due to rounding-off.

NATIONAL GOVERNMENT OF THE REPUBLIC OF THE PHILIPPINES
Statement of Appropriations, Allotments, Obligations, Disbursements and Balances
 By Department/Office/Agency/Province/City
 For Fiscal Year 2014
 (in thousand pesos)

Statement D

Particulars	Appropriations Total	Allotments Total	Obligations					Disbursements					Unreleased Appropriations	Unobligated Allotments	Unpaid Obligations
			1st Qtr	2nd Qtr	3rd Qtr	4th Qtr	Total	1st Qtr	2nd Qtr	3rd Qtr	4th Qtr	Total			
Regional Office IV-A	85,039	85,039	15,775	19,613	18,762	30,889	85,039	15,775	19,613	18,762	30,889	85,039	-	<i>c</i>	-
Lipa City															
PS	38,699	38,699	9,123	10,589	8,003	10,984	38,699	9,123	10,589	8,003	10,984	38,699	-	<i>c</i>	-
MOOE	46,340	46,340	6,652	9,024	10,759	19,905	46,340	6,652	9,024	10,759	19,905	46,340	-	<i>c</i>	-
Regional Office IV-B	47,559	47,559	9,119	11,582	11,105	15,753	47,559	9,119	11,582	11,105	15,753	47,559	-	<i>c</i>	-
Calapan City															
PS	22,252	22,252	5,028	5,709	5,093	6,422	22,252	5,028	5,709	5,093	6,422	22,252	-	<i>c</i>	-
MOOE	25,307	25,307	4,090	5,873	6,013	9,331	25,307	4,090	5,873	6,013	9,331	25,307	-	-	-
Regional Office V	53,916	53,916	10,313	13,361	10,630	19,611	53,916	10,313	13,361	10,630	19,611	53,916	-	-	-
Legazpi City															
PS	27,078	27,078	6,371	6,964	5,775	7,968	27,078	6,371	6,964	5,775	7,968	27,078	-	-	-
MOOE	26,838	26,838	3,943	6,397	4,855	11,643	26,838	3,943	6,397	4,855	11,643	26,838	-	-	-
Regional Office VI	64,444	64,444	13,008	14,115	11,712	25,608	64,444	13,008	14,115	11,712	25,608	64,444	-	-	-
Iloilo City															
PS	34,928	34,928	7,228	7,938	6,148	13,613	34,928	7,228	7,938	6,148	13,613	34,928	-	-	-
MOOE	29,516	29,516	5,781	6,176	5,564	11,995	29,516	5,781	6,176	5,564	11,995	29,516	-	-	-
Regional Office VII	75,979	75,979	16,417	18,995	17,563	23,005	75,979	16,417	18,995	17,563	23,005	75,979	-	<i>c</i>	-
Cebu City															
PS	31,943	31,943	7,367	8,009	7,120	9,448	31,943	7,367	8,009	7,120	9,448	31,943	-	<i>c</i>	-
MOOE	44,036	44,036	9,050	10,986	10,443	13,557	44,036	9,050	10,986	10,443	13,557	44,036	-	<i>c</i>	-
Regional Office VIII	73,966	73,966	10,631	13,180	22,057	28,098	73,966	10,631	13,180	22,057	28,098	73,966	-	-	-
Tacloban City															
PS	31,044	31,044	7,322	6,926	6,953	9,842	31,044	7,322	6,926	6,953	9,842	31,044	-	-	-
MOOE	42,922	42,922	3,309	6,254	15,103	18,256	42,922	3,309	6,254	15,103	18,256	42,922	-	-	-
Regional Office IX	40,002	40,002	7,608	9,120	9,468	13,806	40,002	7,608	9,120	9,468	13,806	40,002	-	-	-
Zamboanga City															
PS	18,093	18,093	4,135	4,278	4,071	5,610	18,093	4,135	4,278	4,071	5,610	18,093	-	-	-
MOOE	21,908	21,908	3,473	4,842	5,397	8,196	21,908	3,473	4,842	5,397	8,196	21,908	-	-	-
Regional Office X	54,962	54,962	12,720	12,729	12,075	17,438	54,962	12,720	12,729	12,075	17,438	54,962	-	-	-
Cagayan De Oro City															
PS	26,769	26,769	5,674	6,457	5,055	9,582	26,769	5,674	6,457	5,055	9,582	26,769	-	-	-
MOOE	28,194	28,194	7,046	6,272	7,020	7,855	28,194	7,046	6,272	7,020	7,855	28,194	-	-	-

Note: Differences between the totals and the sum of components are due to rounding-off.

NATIONAL GOVERNMENT OF THE REPUBLIC OF THE PHILIPPINES
Statement of Appropriations, Allotments, Obligations, Disbursements and Balances
 By Department/Office/Agency/Province/City
 For Fiscal Year 2014
 (in thousand pesos)

Statement D

Particulars	Appropriations Total	Allotments Total	Obligations					Disbursements					Unreleased Appropriations	Unobligated Allotments	Unpaid Obligations
			1st Qtr	2nd Qtr	3rd Qtr	4th Qtr	Total	1st Qtr	2nd Qtr	3rd Qtr	4th Qtr	Total			
Regional Office XI	46,431	46,431	9,034	10,687	11,396	15,314	46,431	9,034	10,687	11,396	15,314	46,431	-	-	-
Davao City															
PS	19,586	19,586	3,952	4,986	3,877	6,772	19,586	3,952	4,986	3,877	6,772	19,586	-	-	-
MOOE	26,845	26,845	5,082	5,701	7,519	8,542	26,845	5,082	5,701	7,519	8,542	26,845	-	-	-
Regional Office XII	36,012	36,012	7,058	8,277	8,824	11,854	36,012	7,058	8,277	8,824	11,854	36,012	-	-	-
Cotabato City															
PS	17,670	17,670	3,791	4,616	3,535	5,727	17,670	3,791	4,616	3,535	5,727	17,670	-	-	-
MOOE	18,342	18,342	3,266	3,660	5,289	6,126	18,342	3,266	3,660	5,289	6,126	18,342	-	-	-
Regional Office XIII	35,955	35,955	5,978	8,261	7,734	13,983	35,955	5,978	8,261	7,734	13,983	35,955	-	-	-
Butuan City															
PS	18,533	18,533	3,804	4,531	3,505	6,693	18,533	3,804	4,531	3,505	6,693	18,533	-	-	-
MOOE	17,422	17,422	2,173	3,730	4,229	7,290	17,422	2,173	3,730	4,229	7,290	17,422	-	-	-
Regional Office - ARMM	37,622	37,622	7,949	7,279	8,536	13,859	37,622	7,949	7,279	8,536	13,859	37,622	-	-	-
Cotabato City															
PS	15,970	15,970	3,852	4,065	3,308	4,744	15,970	3,852	4,065	3,308	4,744	15,970	-	-	-
MOOE	21,652	21,652	4,097	3,214	5,227	9,115	21,652	4,097	3,214	5,227	9,115	21,652	-	-	-
Philippine National Volunteer Service Coordinating Agency	21,936	21,936	3,476	3,898	3,440	6,226	17,039	3,244	4,053	3,395	6,023	16,715	-	4,897	325
NCR - Quezon City															
PS	10,150	10,150	2,517	2,207	2,224	3,031	9,980	2,285	2,362	2,222	2,993	9,862	-	170	118
MOOE	11,098	11,098	956	1,687	1,206	3,192	7,042	956	1,687	1,164	3,028	6,835	-	4,056	207
FE	20	20	2	3	9	3	18	2	3	9	3	18	-	2	-
CO	669	669	-	-	-	-	-	-	-	-	-	-	-	669	-
Public-Private Partnership Center of the Philippines	275,365	275,365	34,577	62,844	74,779	84,031	256,230	32,803	63,874	75,273	72,804	244,753	-	19,135	11,477
NCR - Quezon City															
PS	64,561	64,561	19,010	14,541	13,231	15,942	62,724	17,467	15,561	13,535	15,855	62,418	-	1,837	306
MOOE	210,804	210,804	15,566	48,303	61,548	68,089	193,506	15,336	48,313	61,738	56,949	182,335	-	17,298	11,171
Philippine Statistical Research and Training Institute	27,708	27,393	4,969	6,258	7,232	8,025	26,484	4,937	6,450	6,356	5,481	23,224	315	909	3,260
NCR - Quezon City															
PS	16,907	16,592	2,934	4,530	5,364	3,557	16,385	2,908	4,703	4,495	3,064	15,170	315	207	1,215
MOOE	8,311	8,311	2,035	1,728	1,867	2,429	8,059	2,029	1,747	1,861	2,417	8,054	-	252	4
CO	2,490	2,490	-	-	-	2,040	2,040	-	-	-	-	-	-	450	2,040

Note: Differences between the totals and the sum of components are due to rounding-off.

NATIONAL GOVERNMENT OF THE REPUBLIC OF THE PHILIPPINES
Statement of Appropriations, Allotments, Obligations, Disbursements and Balances
By Department/Office/Agency/Province/City
For Fiscal Year 2014
(in thousand pesos)

Statement D

Particulars	Appropriations Total	Allotments Total	Obligations					Disbursements					Unreleased Appropriations	Unobligated Allotments	Unpaid Obligations
			1st Qtr	2nd Qtr	3rd Qtr	4th Qtr	Total	1st Qtr	2nd Qtr	3rd Qtr	4th Qtr	Total			
Tariff Commission	64,016	64,016	15,467	15,379	12,147	17,393	60,386	15,466	15,380	12,146	17,393	60,385	-	3,629	1
NCR - Quezon City															
PS	42,290	42,290	10,776	9,765	8,404	11,322	40,267	10,775	9,766	8,402	11,322	40,266	-	2,023	1
MOOE	20,236	20,236	4,691	4,188	3,712	6,039	18,630	4,691	4,188	3,712	6,039	18,630	-	1,606	-
PRESIDENTIAL COMMUNICATIONS OPERATIONS OFFICE															
TOTAL	1,455,880	1,455,880	366,964	336,512	265,967	472,816	1,442,259	268,322	404,435	249,198	309,166	1,231,121	-	13,621	211,138
PS	641,479	641,479	164,051	199,921	126,925	140,582	631,478	155,345	203,851	128,024	141,438	628,658	-	10,001	2,820
MOOE	599,683	599,683	119,304	136,515	139,042	202,340	597,200	99,466	130,485	121,097	167,728	518,777	-	2,483	78,423
CO	214,717	214,717	83,609	77	-	129,894	213,580	13,511	70,098	77	-	83,686	-	1,137	129,894
NCR	1,455,880	1,455,880	366,964	336,512	265,967	472,816	1,442,259	268,322	404,435	249,198	309,166	1,231,121	-	13,621	211,138
PS	641,479	641,479	164,051	199,921	126,925	140,582	631,478	155,345	203,851	128,024	141,438	628,658	-	10,001	2,820
MOOE	599,683	599,683	119,304	136,515	139,042	202,340	597,200	99,466	130,485	121,097	167,728	518,777	-	2,483	78,423
CO	214,717	214,717	83,609	77	-	129,894	213,580	13,511	70,098	77	-	83,686	-	1,137	129,894
Presidential Communications Operations Office - Proper	212,616	212,616	60,291	50,055	47,666	53,996	212,008	50,871	47,746	31,680	69,611	199,908	-	608	12,100
Manila City															
PS	38,581	38,581	8,716	10,584	9,614	9,642	38,556	5,682	10,838	10,202	10,106	36,827	-	25	1,729
MOOE	159,740	159,740	37,794	39,471	38,052	44,354	159,671	31,748	36,568	21,478	59,506	149,300	-	68	10,372
CO	14,296	14,296	13,781	-	-	-	13,781	13,441	340	-	-	13,781	-	515	-
Bureau of Broadcast Services	292,537	292,537	62,303	77,775	69,048	77,241	286,366	59,482	78,981	67,480	77,422	283,365	-	6,170	3,001
Quezon City															
PS	198,776	198,776	40,522	53,849	44,872	53,363	192,606	40,477	53,721	44,827	52,838	191,862	-	6,169	744
MOOE	93,760	93,760	21,781	23,926	24,176	23,877	93,760	19,005	25,260	22,654	24,584	91,503	-	-	2,257
Bureau of Communications Services	37,279	37,279	9,593	11,789	7,390	7,791	36,564	8,316	10,461	8,880	8,896	36,553	-	715	10
Manila City															
PS	22,449	22,449	5,952	6,568	4,744	5,021	22,284	5,239	6,626	4,753	5,666	22,284	-	165	-
MOOE	14,316	14,316	3,641	5,221	2,646	2,771	14,279	3,077	3,834	4,128	3,230	14,269	-	37	10
National Printing Office	100,634	100,634	41,596	49,003	4,561	5,337	100,497	40,841	49,107	5,212	5,337	100,497	-	137	-
Quezon City															
PS	91,141	91,141	36,583	44,540	4,561	5,337	91,021	36,022	44,455	5,207	5,337	91,021	-	120	-
MOOE	9,493	9,493	5,013	4,463	-	-	9,476	4,819	4,652	5	-	9,476	-	17	-

Note: Differences between the totals and the sum of components are due to rounding-off.

NATIONAL GOVERNMENT OF THE REPUBLIC OF THE PHILIPPINES
Statement of Appropriations, Allotments, Obligations, Disbursements and Balances
 By Department/Office/Agency/Province/City
 For Fiscal Year 2014
 (in thousand pesos)

Statement D

Particulars	Appropriations Total	Allotments Total	Obligations					Disbursements					Unreleased Appropriations	Unobligated Allotments	Unpaid Obligations	
			1st Qtr	2nd Qtr	3rd Qtr	4th Qtr	Total	1st Qtr	2nd Qtr	3rd Qtr	4th Qtr	Total				
News and Information																
Bureau	<u>115,796</u>	<u>115,796</u>	<u>30,328</u>	<u>32,981</u>	<u>27,313</u>	<u>25,109</u>	<u>115,732</u>	<u>22,649</u>	<u>34,547</u>	<u>25,724</u>	<u>30,589</u>	<u>113,508</u>	-	<u>63</u>	<u>2,224</u>	
Manila City																
PS	65,331	65,331	18,973	19,518	14,134	12,645	65,269	15,061	22,910	14,036	13,241	65,249	-	62	20	
MOOE	50,463	50,463	11,356	13,464	13,179	12,465	50,463	7,588	11,637	11,687	17,348	48,259	-	-	2,204	
Philippine Information																
Agency	<u>281,112</u>	<u>281,112</u>	<u>68,887</u>	<u>79,534</u>	<u>65,124</u>	<u>67,199</u>	<u>280,744</u>	<u>64,148</u>	<u>77,336</u>	<u>62,570</u>	<u>73,187</u>	<u>277,241</u>	-	<u>368</u>	<u>3,503</u>	
Quezon City																
PS	174,992	174,992	42,227	51,873	39,160	41,364	174,624	42,227	51,870	39,160	41,349	174,606	-	368	18	
MOOE	106,120	106,120	26,660	27,661	25,964	25,835	106,120	21,921	25,466	23,410	31,839	102,636	-	-	3,484	
Presidential Broadcast																
Staff-RTVM	<u>415,906</u>	<u>415,906</u>	<u>93,965</u>	<u>35,375</u>	<u>44,864</u>	<u>236,143</u>	<u>410,347</u>	<u>22,016</u>	<u>106,258</u>	<u>47,652</u>	<u>44,122</u>	<u>220,048</u>	-	<u>5,559</u>	<u>190,299</u>	
Manila City																
PS	50,209	50,209	11,079	12,989	9,840	13,210	47,118	10,637	13,431	9,840	12,901	46,809	-	3,092	309	
MOOE	165,792	165,792	13,058	22,309	35,025	93,039	163,430	11,309	23,068	37,735	31,222	103,335	-	2,362	60,095	
CO	199,905	199,905	69,828	77	-	129,894	199,799	70	69,759	77	-	69,905	-	106	129,894	
OTHER EXECUTIVE OFFICES																
TOTAL	<u>18,450,203</u>	<u>18,449,894</u>	<u>1,752,979</u>	<u>2,351,985</u>	<u>3,384,203</u>	<u>5,814,893</u>	<u>13,304,059</u>	<u>1,532,177</u>	<u>2,128,209</u>	<u>3,085,581</u>	<u>3,696,513</u>	<u>10,442,481</u>	<u>309</u>	<u>5,145,835</u>	<u>2,861,579</u>	
PS	4,271,551	4,271,242	945,150	1,098,801	960,950	1,175,541	4,180,441	913,221	1,083,713	948,958	1,162,612	4,108,503	309	90,801	71,938	
MOOE	12,666,303	12,666,303	756,136	1,151,245	2,242,149	4,342,585	8,492,115	594,094	971,030	2,067,633	2,357,608	5,990,365	-	4,174,188	2,501,750	
FE	2	2	c	c	1	-	1	c	-	-	1	1	-	1	-	
CO	1,512,347	1,512,347	51,693	101,939	181,103	296,768	631,503	24,861	73,467	68,991	176,293	343,612	-	880,844	287,891	
Anti-Money Laundering																
Council	<u>44,576</u>	<u>44,576</u>	<u>2,803</u>	<u>4,863</u>	<u>3,878</u>	<u>11,811</u>	<u>23,355</u>	<u>1,740</u>	<u>4,737</u>	<u>3,739</u>	<u>5,619</u>	<u>15,835</u>	-	<u>21,221</u>	<u>7,520</u>	
NCR - Manila City																
MOOE	38,442	38,442	2,803	4,863	3,559	11,161	22,387	1,740	4,737	3,613	5,427	15,516	-	16,055	6,870	
CO	6,134	6,134	-	-	318	650	968	-	-	126	192	318	-	5,166	650	
Climate Change																
Commission	<u>103,572</u>	<u>103,572</u>	<u>9,699</u>	<u>15,492</u>	<u>12,331</u>	<u>34,246</u>	<u>71,768</u>	<u>9,699</u>	<u>15,492</u>	<u>12,331</u>	<u>22,568</u>	<u>60,090</u>	-	<u>31,804</u>	<u>11,678</u>	
NCR - Manila City																
PS	23,704	23,704	4,162	4,186	3,582	5,167	17,096	4,162	4,186	3,582	5,098	17,027	-	6,608	69	
MOOE	78,434	78,434	5,343	11,126	8,749	28,021	53,238	5,343	11,126	8,749	17,345	42,562	-	25,197	10,676	
CO	1,434	1,434	194	181	-	1,059	1,434	194	181	-	125	500	-	-	934	

Note: Differences between the totals and the sum of components are due to rounding-off.

NATIONAL GOVERNMENT OF THE REPUBLIC OF THE PHILIPPINES
Statement of Appropriations, Allotments, Obligations, Disbursements and Balances
 By Department/Office/Agency/Province/City
 For Fiscal Year 2014
 (in thousand pesos)

Statement D

Particulars	Appropriations Total	Allotments Total	Obligations					Disbursements					Unreleased Appropriations	Unobligated Allotments	Unpaid Obligations
			1st Qtr	2nd Qtr	3rd Qtr	4th Qtr	Total	1st Qtr	2nd Qtr	3rd Qtr	4th Qtr	Total			
Commission on Filipino Language	54,301	54,301	12,172	11,253	9,756	16,159	49,340	11,672	10,848	10,947	14,691	48,157	-	4,962	1,183
NCR - Manila City															
PS	33,895	33,895	7,581	6,163	5,958	11,284	30,985	7,156	6,211	6,293	10,629	30,289	-	2,910	696
MOOE	19,406	19,406	4,591	4,151	3,799	4,875	17,416	4,516	3,698	4,654	4,061	16,929	-	1,990	487
CO	1,000	1,000	-	939	-	-	939	-	939	-	-	939	-	61	-
Commission on Filipinos Overseas	92,042	92,042	17,403	20,213	22,229	23,916	83,761	17,403	20,208	22,234	21,285	81,130	-	8,281	2,631
NCR - Manila City															
PS	33,579	33,579	7,519	8,122	8,494	8,801	32,937	7,519	8,122	8,494	8,801	32,937	-	641	-
MOOE	52,519	52,519	8,796	11,472	11,326	13,865	45,460	8,796	11,467	11,332	11,614	43,209	-	7,059	2,251
CO	5,944	5,944	1,087	619	2,408	1,249	5,364	1,087	619	2,408	869	4,984	-	580	380
Commission on Higher Education	9,866,380	9,866,380	134,481	338,140	1,474,115	3,622,259	5,568,995	118,837	279,559	1,344,021	1,464,004	3,206,421	-	4,297,385	2,362,573
PS	306,559	306,559	68,365	67,603	65,333	89,532	290,832	62,262	68,887	64,889	88,727	284,765	-	15,726	6,067
MOOE	8,920,366	8,920,366	65,190	268,492	1,407,922	3,427,234	5,168,838	55,705	208,633	1,278,507	1,343,230	2,886,075	-	3,751,528	2,282,763
CO	639,456	639,456	927	2,045	861	105,493	109,325	870	2,039	626	32,047	35,581	-	530,131	73,744
NCR	5,793,045	5,793,045	59,086	106,270	361,780	1,855,904	2,383,041	44,368	80,112	285,856	359,675	770,011	-	3,410,005	1,613,030
PS	131,894	131,894	31,755	26,792	29,026	33,136	120,710	26,314	28,152	28,728	37,301	120,496	-	11,184	214
MOOE	5,054,696	5,054,696	27,272	78,975	332,396	1,745,337	2,183,979	17,995	51,457	257,010	292,528	618,990	-	2,870,716	1,564,990
CO	606,456	606,456	59	503	359	77,431	78,351	59	503	118	29,845	30,525	-	528,104	47,827
Central Office	5,483,114	5,483,114	52,126	95,860	336,561	1,804,771	2,289,319	37,409	69,813	260,824	327,866	695,912	-	3,193,795	1,593,406
NCR - Quezon City															
PS	116,132	116,132	29,083	23,603	24,914	30,046	107,645	23,642	24,962	24,616	34,425	107,645	-	8,488	-
MOOE	4,761,026	4,761,026	22,985	72,171	311,371	1,697,294	2,103,820	13,708	44,765	236,172	263,596	558,241	-	2,657,205	1,545,580
CO	605,956	605,956	59	87	277	77,431	77,853	59	87	36	29,845	30,027	-	528,102	47,827
Regional Office - NCR	309,931	309,931	6,959	10,410	25,219	51,133	93,722	6,959	10,298	25,032	31,809	74,098	-	216,209	19,624
Quezon City															
PS	15,761	15,761	2,672	3,190	4,112	3,090	13,065	2,672	3,190	4,112	2,877	12,851	-	2,696	214
MOOE	293,670	293,670	4,287	6,804	21,025	48,043	80,159	4,287	6,693	20,838	28,932	60,749	-	213,511	19,410
CO	500	500	-	416	82	-	498	-	416	82	-	498	-	2	-
Regional Office I	213,981	213,981	5,588	7,104	70,957	126,270	209,919	5,588	7,102	70,570	51,722	134,982	-	4,062	74,937
San Fernando City															
PS	11,474	11,474	2,550	3,006	2,600	3,288	11,444	2,550	3,006	2,215	3,051	10,822	-	30	622
MOOE	202,007	202,007	3,037	4,098	68,357	122,982	198,475	3,037	4,096	68,355	48,672	124,160	-	3,533	74,315
CO	500	500	-	-	-	-	-	-	-	-	-	-	-	500	-

Note: Differences between the totals and the sum of components are due to rounding-off.

NATIONAL GOVERNMENT OF THE REPUBLIC OF THE PHILIPPINES
Statement of Appropriations, Allotments, Obligations, Disbursements and Balances
By Department/Office/Agency/Province/City
For Fiscal Year 2014
(in thousand pesos)

Statement D

Particulars	Appropriations Total	Allotments Total	Obligations					Disbursements					Unreleased Appropriations	Unobligated Allotments	Unpaid Obligations
			1st Qtr	2nd Qtr	3rd Qtr	4th Qtr	Total	1st Qtr	2nd Qtr	3rd Qtr	4th Qtr	Total			
Regional Office - CAR	155,743	155,743	3,445	7,596	66,914	24,126	102,081	3,445	7,299	66,914	24,126	101,784	-	53,661	297
La Trinidad, Benguet															
PS	9,820	9,820	2,303	2,617	2,237	2,655	9,812	2,303	2,617	2,237	2,655	9,812	-	7	-
MOOE	145,423	145,423	791	4,979	64,628	21,471	91,869	791	4,681	64,628	21,471	91,572	-	53,554	297
CO	500	500	351	-	49	-	400	351	-	49	-	400	-	100	-
Regional Office II	212,298	212,298	3,643	3,683	51,718	151,058	210,102	3,395	4,050	52,260	129,959	189,664	-	2,195	20,439
Tuguegarao City															
PS	11,620	11,620	3,049	2,273	1,135	5,062	11,519	2,838	2,372	1,214	3,291	9,715	-	102	1,804
MOOE	200,177	200,177	594	1,410	50,583	145,496	198,084	556	1,678	51,046	126,529	179,810	-	2,094	18,274
CO	500	500	-	-	-	500	500	-	-	-	140	140	-	-	360
Regional Office III	464,095	464,095	3,707	31,691	98,963	141,295	275,656	3,707	31,684	98,650	137,292	271,333	-	188,439	4,323
San Fernando City															
PS	13,944	13,944	2,848	3,266	3,408	4,261	13,782	2,848	3,266	3,408	4,261	13,782	-	163	-
MOOE	449,650	449,650	859	28,318	95,555	136,925	261,657	859	28,316	95,237	132,922	257,335	-	187,993	4,323
CO	500	500	-	107	-	109	217	-	102	6	109	217	-	283	-
Regional Office IV-A	511,266	511,266	4,085	14,241	115,856	112,558	246,740	3,906	13,711	111,045	88,919	217,580	-	264,525	29,160
Quezon City															
PS	13,526	13,526	2,327	2,923	2,354	4,752	12,356	2,326	2,923	2,354	2,109	9,712	-	1,170	2,643
MOOE	497,240	497,240	1,758	10,875	113,502	107,806	233,941	1,580	10,344	108,690	86,810	207,424	-	263,299	26,517
CO	500	500	-	444	-	-	444	-	444	-	-	444	-	56	-
Regional Office IV-B	152,884	152,884	5,449	19,502	40,202	44,245	109,399	5,449	19,502	40,202	44,224	109,377	-	43,485	22
Quezon City															
PS	3,247	3,247	386	705	749	1,273	3,113	386	705	749	1,273	3,113	-	134	-
MOOE	149,136	149,136	5,063	18,797	39,401	42,527	105,788	5,063	18,797	39,401	42,506	105,767	-	43,348	22
CO	500	500	-	-	51	446	497	-	-	51	446	497	-	3	-
Regional Office V	347,711	347,711	4,066	9,205	107,882	71,017	192,171	3,670	8,921	108,039	64,470	185,101	-	155,539	7,071
Legazpi City															
PS	13,523	13,523	3,327	2,989	2,651	4,080	13,047	2,931	2,759	2,808	3,966	12,463	-	477	583
MOOE	333,688	333,688	739	6,217	105,231	66,614	178,801	739	6,163	105,231	60,181	172,314	-	154,886	6,488
CO	500	500	-	-	-	323	323	-	-	-	323	323	-	177	-
Regional Office VI	329,286	329,286	5,321	78,627	143,527	97,114	324,589	5,329	46,903	94,249	113,083	259,565	-	4,697	65,025
Iloilo City															
PS	15,983	15,983	3,312	3,801	4,423	4,301	15,837	3,312	3,801	4,423	4,301	15,837	-	146	-
MOOE	312,803	312,803	2,010	74,588	139,104	92,551	308,253	2,018	42,864	89,826	108,520	243,228	-	4,551	65,025
CO	500	500	-	238	-	262	500	-	238	-	262	500	-	-	-

Note: Differences between the totals and the sum of components are due to rounding-off.

NATIONAL GOVERNMENT OF THE REPUBLIC OF THE PHILIPPINES
Statement of Appropriations, Allotments, Obligations, Disbursements and Balances
By Department/Office/Agency/Province/City
For Fiscal Year 2014
(in thousand pesos)

Statement D

Particulars	Appropriations Total	Allotments Total	Obligations					Disbursements					Unreleased Appropriations	Unobligated Allotments	Unpaid Obligations
			1st Qtr	2nd Qtr	3rd Qtr	4th Qtr	Total	1st Qtr	2nd Qtr	3rd Qtr	4th Qtr	Total			
Regional Office VII	292,497	292,497	7,747	10,362	51,271	207,326	276,706	7,747	10,362	51,271	88,550	157,930	-	15,791	118,777
Cebu City															
PS	13,402	13,402	2,830	3,165	2,683	4,450	13,129	2,830	3,165	2,683	4,335	13,014	-	273	115
MOOE	278,595	278,595	4,867	7,030	48,464	202,742	263,102	4,867	7,030	48,464	84,081	144,441	-	15,493	118,662
CO	500	500	50	167	124	134	475	50	167	124	134	475	-	25	-
Regional Office VIII	240,535	240,535	9,739	7,149	38,361	182,633	237,881	9,739	7,149	38,361	65,467	120,715	-	2,653	117,166
Tacloban City															
PS	11,993	11,993	2,075	2,814	2,305	4,449	11,643	2,075	2,814	2,305	4,449	11,643	-	350	-
MOOE	228,042	228,042	7,506	4,021	36,056	178,157	225,739	7,506	4,021	36,056	60,991	108,573	-	2,303	117,166
CO	500	500	158	314	-	27	499	158	314	-	27	499	-	1	-
Regional Office IX	195,720	195,720	4,446	6,237	60,962	123,867	195,512	4,336	6,291	60,963	48,101	119,690	-	209	75,821
Zamboanga City															
PS	13,920	13,920	3,009	3,277	2,839	4,811	13,937	2,955	3,332	2,841	4,809	13,937	-	(17)	-
MOOE	181,300	181,300	1,190	2,959	58,122	118,806	181,078	1,190	2,959	58,122	43,041	105,314	-	222	75,764
CO	500	500	247	-	-	250	497	190	-	-	250	440	-	3	57
Regional Office X	286,441	286,441	7,241	12,901	65,746	198,752	284,640	7,241	12,901	65,746	51,727	137,615	-	1,801	147,025
Cagayan De Oro City															
PS	12,502	12,502	2,690	2,843	2,562	4,319	12,413	2,690	2,843	2,562	4,319	12,413	-	89	-
MOOE	273,439	273,439	4,551	10,059	63,183	194,415	272,208	4,551	10,059	63,183	47,390	125,183	-	1,231	147,025
CO	500	500	-	-	-	18	18	-	-	-	18	18	-	482	-
Regional Office XI	272,866	272,866	4,242	14,038	77,076	120,027	215,383	4,242	14,038	77,076	94,527	189,883	-	57,483	25,500
Davao City															
PS	11,835	11,835	2,359	2,696	2,642	3,603	11,301	2,359	2,696	2,642	3,603	11,301	-	534	-
MOOE	235,031	235,031	1,833	11,342	74,434	90,476	178,084	1,833	11,342	74,434	90,476	178,084	-	56,947	-
CO	26,000	26,000	50	-	-	25,949	25,998	50	-	-	449	498	-	2	25,500
Regional Office XII	220,824	220,824	3,361	6,285	69,250	140,133	219,028	3,361	6,285	69,250	76,151	155,046	-	1,795	63,982
Cotabato City															
PS	10,304	10,304	1,952	2,521	2,116	2,957	9,545	1,952	2,521	2,116	2,871	9,459	-	759	86
MOOE	210,020	210,020	1,409	3,493	66,906	137,176	208,983	1,409	3,493	66,906	73,279	145,087	-	1,037	63,896
CO	500	500	-	271	229	-	500	-	271	229	-	500	-	-	-
Regional Office XIII	177,189	177,189	3,315	3,249	53,649	25,933	86,146	3,315	3,249	53,568	26,014	86,146	-	91,043	-
Butuan City															
PS	7,571	7,571	1,593	1,916	1,601	2,136	7,246	1,593	1,916	1,601	2,136	7,246	-	326	-
MOOE	169,118	169,118	1,710	1,333	51,999	23,753	78,795	1,710	1,333	51,918	23,834	78,795	-	90,323	-
CO	500	500	12	-	49	44	105	12	-	49	44	105	-	395	-

Note: Differences between the totals and the sum of components are due to rounding-off.

NATIONAL GOVERNMENT OF THE REPUBLIC OF THE PHILIPPINES
Statement of Appropriations, Allotments, Obligations, Disbursements and Balances
 By Department/Office/Agency/Province/City
 For Fiscal Year 2014
 (in thousand pesos)

Statement D

Particulars	Appropriations Total	Allotments Total	Obligations					Disbursements					Unreleased Appropriations	Unobligated Allotments	Unpaid Obligations
			1st Qtr	2nd Qtr	3rd Qtr	4th Qtr	Total	1st Qtr	2nd Qtr	3rd Qtr	4th Qtr	Total			
Dangerous Drugs Board	185,958	185,958	26,316	28,555	103,601	27,412	185,883	25,282	28,916	51,331	79,752	185,281	-	74	603
NCR - Quezon City															
PS	50,147	50,147	12,787	12,506	11,365	13,476	50,134	12,787	12,506	11,365	13,237	49,895	-	13	239
MOOE	134,611	134,611	13,529	14,849	92,236	13,936	134,549	12,495	15,211	39,965	66,514	134,186	-	62	364
CO	1,200	1,200	-	1,200	-	-	1,200	-	1,200	-	-	1,200	-	-	-
Energy Regulatory Commission	269,575	269,575	83,113	66,691	29,558	54,169	233,531	57,496	62,046	49,372	60,738	229,652	-	36,044	3,879
NCR - Pasig City															
PS	152,607	152,607	39,102	37,047	34,934	37,997	149,080	35,736	40,413	32,541	39,992	148,682	-	3,527	398
MOOE	108,168	108,168	44,000	29,611	(5,512)	11,211	79,310	21,749	21,600	16,715	16,087	76,151	-	28,858	3,159
CO	8,800	8,800	11	33	136	4,961	5,141	11	33	116	4,659	4,819	-	3,659	322
Film Development Council of the Philippines	145,940	145,940	16,998	53,719	41,116	34,058	145,890	16,998	53,719	41,116	34,058	145,890	-	50	-
NCR - Makati City															
PS	11,993	11,993	2,996	3,282	2,596	3,075	11,949	2,996	3,282	2,596	3,075	11,949	-	44	-
MOOE	130,839	130,839	13,495	49,930	36,817	30,595	130,836	13,495	49,930	36,817	30,595	130,836	-	3	-
CO	3,108	3,108	507	507	1,703	388	3,105	507	507	1,703	388	3,105	-	3	-
Games and Amusements Board	83,083	83,083	15,967	26,908	18,200	22,008	83,083	15,967	26,908	18,200	22,008	83,083	-	c	-
NCR - Makati City															
PS	60,655	60,655	12,498	17,009	13,489	17,658	60,655	12,498	17,009	13,489	17,658	60,655	-	-	-
MOOE	22,428	22,428	3,469	9,899	4,710	4,350	22,428	3,469	9,899	4,710	4,350	22,428	-	c	-
Governance Commission for Government-Owned or Controlled Corporations	107,959	107,959	19,933	19,226	18,827	31,666	89,653	16,312	18,957	18,571	29,855	83,695	-	18,305	5,959
NCR - Manila City															
PS	41,775	41,775	8,891	10,478	9,173	13,179	41,721	8,891	10,471	9,173	11,856	40,390	-	54	1,330
MOOE	61,134	61,134	11,043	8,733	9,654	13,463	42,894	7,421	8,471	9,398	13,974	39,264	-	18,241	3,630
CO	5,049	5,049	-	15	-	5,024	5,039	-	15	-	4,025	4,040	-	10	998
Housing and Land Use Regulatory Board	372,846	372,846	65,708	93,723	82,640	86,011	328,083	64,480	91,968	72,410	96,469	325,327	-	44,763	2,755
PS	228,007	228,007	48,305	56,356	50,412	66,530	221,603	48,298	55,595	49,938	66,682	220,512	-	6,404	1,091
MOOE	88,876	88,876	17,180	18,150	18,478	18,285	72,093	15,994	17,121	19,178	19,380	71,673	-	16,783	420
CO	55,962	55,962	223	19,217	13,750	1,197	34,386	188	19,252	3,295	10,407	33,142	-	21,576	1,245

Note: Differences between the totals and the sum of components are due to rounding-off.

NATIONAL GOVERNMENT OF THE REPUBLIC OF THE PHILIPPINES
Statement of Appropriations, Allotments, Obligations, Disbursements and Balances

Statement D

By Department/Office/Agency/Province/City
For Fiscal Year 2014
(in thousand pesos)

Particulars	Appropriations Total	Allotments Total	Obligations					Disbursements					Unreleased Appropriations	Unobligated Allotments	Unpaid Obligations
			1st Qtr	2nd Qtr	3rd Qtr	4th Qtr	Total	1st Qtr	2nd Qtr	3rd Qtr	4th Qtr	Total			
NCR	168,056	168,056	27,759	34,213	41,551	38,041	141,564	26,990	33,365	32,250	47,411	140,016	-	26,492	1,548
PS	99,861	99,861	21,398	24,009	21,181	28,432	95,020	21,398	24,009	21,156	28,453	95,015	-	4,841	5
MOOE	42,396	42,396	6,175	7,661	6,702	8,423	28,961	5,441	6,778	7,881	8,563	28,663	-	13,435	298
CO	25,799	25,799	186	2,543	13,668	1,185	17,583	151	2,579	3,213	10,396	16,338	-	8,216	1,245
Central Office	124,622	124,622	18,605	22,474	32,673	28,040	101,792	17,836	21,626	23,422	37,481	100,364	-	22,831	1,427
NCR - Quezon City															
PS	70,147	70,147	14,248	16,869	14,677	20,811	66,604	14,248	16,869	14,652	20,836	66,604	-	3,543	-
MOOE	33,209	33,209	4,311	5,418	4,328	6,087	20,144	3,577	4,535	5,557	6,292	19,961	-	13,065	183
CO	21,266	21,266	47	186	13,668	1,142	15,044	12	222	3,213	10,352	13,799	-	6,222	1,245
Regional Office - NCR	43,434	43,434	9,154	11,739	8,878	10,001	39,772	9,154	11,739	8,828	9,931	39,652	-	3,661	120
Quezon City															
PS	29,714	29,714	7,150	7,140	6,504	7,622	28,416	7,150	7,140	6,504	7,617	28,411	-	1,298	5
MOOE	9,186	9,186	1,864	2,243	2,374	2,336	8,817	1,864	2,243	2,324	2,271	8,702	-	369	115
CO	4,534	4,534	139	2,357	-	43	2,539	139	2,357	-	43	2,539	-	1,994	-
Northern Luzon Region	29,468	29,468	4,910	8,867	5,451	7,649	26,877	4,910	8,867	5,451	7,087	26,316	-	2,590	562
CAR - Baguio City															
PS	19,161	19,161	3,884	5,002	3,868	6,157	18,912	3,884	5,002	3,868	5,596	18,350	-	250	562
MOOE	5,798	5,798	1,026	1,511	1,556	1,491	5,585	1,026	1,511	1,556	1,491	5,585	-	213	-
CO	4,509	4,509	-	2,354	27	-	2,381	-	2,354	27	-	2,381	-	2,127	-
Northern Tagalog Region	21,902	21,902	3,796	6,899	3,979	5,473	20,147	3,796	6,899	3,979	5,473	20,147	-	1,755	-
San Fernando City															
PS	12,619	12,619	2,705	3,174	2,714	3,931	12,524	2,705	3,174	2,714	3,931	12,524	-	94	-
MOOE	5,525	5,525	1,070	1,299	1,265	1,542	5,176	1,070	1,299	1,265	1,542	5,176	-	349	-
CO	3,759	3,759	20	2,426	-	-	2,446	20	2,426	-	-	2,446	-	1,312	-
Southern Tagalog Region	38,283	38,283	7,327	11,706	9,604	7,285	35,922	7,320	11,615	8,355	8,612	35,903	-	2,360	20
Calamba City															
PS	23,898	23,898	4,999	5,985	7,128	5,755	23,866	4,996	5,956	5,944	6,971	23,866	-	31	-
MOOE	8,941	8,941	2,328	2,318	2,477	1,530	8,654	2,325	2,257	2,411	1,641	8,634	-	288	20
CO	5,444	5,444	-	3,403	-	-	3,403	-	3,403	-	-	3,403	-	2,041	-
Bicol Region	16,922	16,922	3,317	4,217	3,870	3,860	15,264	3,317	4,115	3,488	3,919	14,838	-	1,658	426
Legazpi City															
PS	10,021	10,021	2,132	2,521	2,297	3,071	10,021	2,132	2,520	2,298	2,708	9,657	-	c	363
MOOE	4,343	4,343	1,168	533	1,558	789	4,047	1,168	431	1,174	1,211	3,984	-	296	63
CO	2,559	2,559	17	1,164	16	-	1,197	17	1,164	16	-	1,197	-	1,362	-

Note: Differences between the totals and the sum of components are due to rounding-off.

NATIONAL GOVERNMENT OF THE REPUBLIC OF THE PHILIPPINES
Statement of Appropriations, Allotments, Obligations, Disbursements and Balances

Statement D

By Department/Office/Agency/Province/City
 For Fiscal Year 2014
 (in thousand pesos)

Particulars	Appropriations Total	Allotments Total	Obligations					Disbursements					Unreleased Appropriations	Unobligated Allotments	Unpaid Obligations
			1st Qtr	2nd Qtr	3rd Qtr	4th Qtr	Total	1st Qtr	2nd Qtr	3rd Qtr	4th Qtr	Total			
Western Visayas Region	18,826	18,826	3,410	5,073	3,913	4,907	17,302	3,410	5,073	3,658	5,162	17,302	-	1,524	-
Iloilo City															
PS	11,994	11,994	2,358	2,841	2,716	4,079	11,994	2,358	2,841	2,716	4,079	11,994	-	<i>c</i>	-
MOOE	4,234	4,234	1,052	981	1,197	828	4,058	1,052	981	942	1,083	4,058	-	175	-
CO	2,599	2,599	-	1,250	-	-	1,250	-	1,250	-	-	1,250	-	1,349	-
Central Visayas Region	28,427	28,427	5,692	7,536	3,768	7,285	24,281	5,692	6,802	4,502	7,250	24,247	-	4,146	35
Cebu City															
PS	18,632	18,632	3,956	5,170	2,701	5,816	17,643	3,956	4,436	3,435	5,816	17,643	-	989	-
MOOE	6,802	6,802	1,736	1,121	1,067	1,469	5,393	1,736	1,121	1,067	1,435	5,359	-	1,409	35
CO	2,994	2,994	-	1,245	-	-	1,245	-	1,245	-	-	1,245	-	1,749	-
Northern Mindanao Region	27,020	27,020	4,865	7,898	5,594	6,317	24,673	4,861	7,901	5,593	6,318	24,673	-	2,346	-
Cagayan De Oro City															
PS	16,974	16,974	3,724	3,991	4,005	5,063	16,783	3,720	3,995	4,004	5,064	16,783	-	191	-
MOOE	5,822	5,822	1,140	1,475	1,589	1,254	5,459	1,140	1,475	1,589	1,254	5,459	-	363	-
CO	4,224	4,224	-	2,432	-	-	2,432	-	2,432	-	-	2,432	-	1,792	-
Southern Mindanao	23,943	23,943	4,633	7,314	4,909	5,195	22,052	4,185	7,331	5,133	5,236	21,886	-	1,891	166
Davao City															
PS	14,848	14,848	3,149	3,663	3,802	4,227	14,841	3,149	3,663	3,802	4,065	14,680	-	7	161
MOOE	5,016	5,016	1,484	1,251	1,068	957	4,760	1,036	1,268	1,292	1,159	4,755	-	256	5
CO	4,079	4,079	-	2,400	39	11	2,450	-	2,400	39	11	2,450	-	1,629	-
Housing And Urban Development															
Coordinating Council	138,422	138,422	23,794	25,740	21,863	48,391	119,788	23,794	23,341	23,262	48,391	118,788	-	18,634	1,000
NCR - Makati City															
PS	51,769	51,769	11,226	12,205	10,539	14,365	48,335	11,226	12,205	10,539	14,365	48,335	-	3,434	-
MOOE	85,089	85,089	12,419	13,376	11,288	33,534	70,617	12,419	10,977	12,687	33,534	69,617	-	14,472	1,000
CO	1,564	1,564	149	159	36	492	836	149	159	36	492	836	-	728	<i>c</i>
Mindanao Development															
Authority	111,912	111,912	17,311	28,098	29,357	37,054	111,820	17,054	27,237	27,399	35,270	106,960	-	92	4,860
Region XI - Davao City															
PS	42,055	42,055	9,034	11,166	9,326	12,528	42,055	8,982	11,160	9,312	10,742	40,196	-	<i>c</i>	1,859
MOOE	69,614	69,614	8,277	16,932	19,938	24,458	69,604	8,072	16,078	17,994	24,460	66,603	-	10	3,001
CO	243	243	-	-	93	68	161	-	-	93	68	161	-	82	-
Movie and Television Review and															
Classification Board	93,601	93,601	19,967	19,621	18,423	35,543	93,554	18,979	20,489	18,249	33,397	91,114	-	47	2,440
NCR - Quezon City															
PS	26,659	26,659	5,846	7,183	5,826	7,770	26,625	5,544	7,542	5,406	8,132	26,625	-	34	-
MOOE	45,215	45,215	6,542	12,130	8,903	17,630	45,207	5,917	12,691	9,038	17,562	45,207	-	8	-
CO	21,728	21,728	7,579	308	3,694	10,143	21,723	7,518	256	3,806	7,703	19,283	-	4	2,440

Note: Differences between the totals and the sum of components are due to rounding-off.

NATIONAL GOVERNMENT OF THE REPUBLIC OF THE PHILIPPINES
Statement of Appropriations, Allotments, Obligations, Disbursements and Balances
By Department/Office/Agency/Province/City
For Fiscal Year 2014
(in thousand pesos)

Statement D

Particulars	Appropriations Total	Allotments Total	Obligations					Disbursements					Unreleased Appropriations	Unobligated Allotments	Unpaid Obligations
			1st Qtr	2nd Qtr	3rd Qtr	4th Qtr	Total	1st Qtr	2nd Qtr	3rd Qtr	4th Qtr	Total			
National Anti-Poverty Commission	198,329	198,329	36,491	31,524	50,386	66,678	185,080	22,601	37,655	38,058	52,574	150,889	-	13,249	34,191
NCR - Quezon City															
PS	42,399	42,399	8,962	11,245	10,678	13,433	44,317	8,656	11,229	10,665	12,822	43,372	-	(1,918)	945
MOOE	155,270	155,270	27,465	20,241	39,708	53,246	140,659	13,880	26,388	27,394	39,752	107,413	-	14,611	33,246
CO	660	660	65	39	-	-	103	65	39	-	-	103	-	557	c
National Commission for Culture and the Arts - Proper	364,622	364,622	98,923	121,220	55,077	88,492	363,712	68,753	69,586	60,378	86,738	285,455	-	909	78,258
NCR - Manila City															
PS	29,166	29,166	5,948	7,211	6,446	9,288	28,892	5,948	7,065	6,332	8,824	28,169	-	273	723
MOOE	314,412	314,412	81,974	113,532	48,291	70,050	313,847	56,806	58,201	53,941	75,603	244,551	-	565	69,296
FE	2	2	c	c	1	-	1	c	-	-	1	1	-	1	-
CO	21,042	21,042	11,002	477	339	9,155	20,972	6,000	4,320	104	2,310	12,734	-	70	8,238
National Library of the Philippines	251,716	251,716	26,929	25,172	105,018	34,692	191,811	22,018	24,103	36,735	58,722	141,578	-	59,904	50,233
NCR - Manila City															
PS	63,560	63,560	13,424	16,016	14,300	19,350	63,090	13,424	16,016	14,300	18,831	62,571	-	470	519
MOOE	84,030	84,030	12,686	8,413	11,764	6,309	39,172	8,564	7,504	9,600	13,224	38,892	-	44,858	280
CO	104,126	104,126	819	744	78,953	9,033	89,549	30	584	12,835	26,667	40,116	-	14,577	49,434
National Archives of the Philippines	112,333	112,333	35,240	18,865	18,638	23,628	96,371	21,204	22,855	21,233	27,475	92,767	-	15,963	3,604
NCR - Manila City															
PS	55,135	55,135	11,427	12,070	11,306	17,033	51,836	11,034	12,417	11,214	14,747	49,411	-	3,299	2,425
MOOE	49,583	49,583	23,813	6,783	7,317	6,004	43,918	10,171	10,426	10,004	12,402	43,002	-	5,665	916
CO	7,616	7,616	-	12	15	590	617	-	12	15	327	354	-	6,999	263
National Historical Commission of the Philippines	364,849	364,849	38,140	99,402	81,936	119,964	339,442	22,173	53,139	54,072	80,175	209,559	-	25,407	129,883
NCR - Manila City															
PS	62,617	62,617	16,851	11,189	14,223	20,337	62,600	12,593	14,419	13,259	21,773	62,043	-	16	558
MOOE	76,954	76,954	15,388	19,617	17,101	18,476	70,582	7,162	19,098	19,559	18,321	64,140	-	6,372	6,442
CO	225,279	225,279	5,901	68,596	50,613	81,151	206,260	2,418	19,623	21,255	40,081	83,376	-	19,019	122,883
National Commission on Indigenous Peoples	966,280	966,280	177,901	230,515	208,272	240,174	856,862	164,872	205,531	206,109	253,824	830,337	-	109,418	26,525
PS	586,276	586,276	136,239	153,479	126,562	150,759	567,039	132,437	149,531	124,564	144,258	550,789	-	19,236	16,250
MOOE	366,004	366,004	41,180	74,182	78,829	83,090	277,281	31,365	53,828	78,380	104,205	267,777	-	88,723	9,504
CO	14,000	14,000	482	2,854	2,881	6,325	12,541	1,071	2,172	3,165	5,362	11,770	-	1,459	771

Note: Differences between the totals and the sum of components are due to rounding-off.

NATIONAL GOVERNMENT OF THE REPUBLIC OF THE PHILIPPINES
Statement of Appropriations, Allotments, Obligations, Disbursements and Balances
 By Department/Office/Agency/Province/City
 For Fiscal Year 2014
 (in thousand pesos)

Statement D

Particulars	Appropriations Total	Allotments Total	Obligations					Disbursements					Unreleased Appropriations	Unobligated Allotments	Unpaid Obligations
			1st Qtr	2nd Qtr	3rd Qtr	4th Qtr	Total	1st Qtr	2nd Qtr	3rd Qtr	4th Qtr	Total			
Central Office	163,337	163,337	28,664	24,588	18,710	30,125	102,086	19,358	28,248	20,193	31,647	99,447	-	61,251	2,638
NCR - Quezon City															
PS	69,961	69,961	13,874	19,473	10,145	20,442	63,934	13,868	19,431	10,122	20,007	63,429	-	6,027	506
MOOE	91,376	91,376	14,789	4,854	8,565	8,319	36,526	5,490	8,817	9,932	11,046	35,286	-	54,850	1,241
CO	2,000	2,000	-	261	-	1,364	1,625	-	-	139	594	733	-	375	892
Regional Office I	59,572	59,572	10,434	11,389	17,138	19,083	58,044	10,276	11,045	17,021	19,385	57,727	-	1,527	317
San Fernando City															
PS	34,060	34,060	8,815	9,627	7,596	7,975	34,012	8,688	9,375	7,704	8,245	34,012	-	48	-
MOOE	24,512	24,512	1,471	1,411	9,537	10,614	23,032	1,441	1,317	9,314	10,643	22,715	-	1,480	317
CO	1,000	1,000	148	352	6	495	1,000	147	352	4	497	1,000	-	-	-
Regional Office - CAR	129,318	129,318	26,530	31,872	26,404	39,305	124,110	26,629	30,599	28,970	35,440	121,638	-	5,207	2,472
Baguio City															
PS	82,868	82,868	20,789	20,430	19,628	21,413	82,261	20,673	20,543	21,644	17,843	80,702	-	607	1,558
MOOE	45,450	45,450	5,740	10,848	6,855	17,406	40,849	5,367	9,885	7,258	17,223	39,733	-	4,600	1,116
CO	1,000	1,000	-	593	(79)	486	1,000	590	171	68	374	1,203	-	-	(203)
Regional Office II	71,348	71,348	12,699	13,766	18,843	26,039	71,348	12,699	13,766	18,843	25,827	71,135	-	-	212
Tuguegarao City															
PS	45,270	45,270	10,765	11,709	10,202	12,594	45,270	10,765	11,709	10,202	12,594	45,270	-	-	-
MOOE	25,078	25,078	1,934	1,932	8,550	12,662	25,078	1,934	1,932	8,550	12,450	24,865	-	-	212
CO	1,000	1,000	-	126	91	783	1,000	-	126	91	783	1,000	-	-	-
Regional Office III	61,635	61,635	11,887	13,901	14,440	17,037	57,266	11,810	13,377	14,311	18,213	57,711	-	4,369	(445)
San Fernando City															
PS	45,844	45,844	10,625	11,722	10,626	12,347	45,321	10,625	11,189	10,646	13,023	45,482	-	524	(162)
MOOE	14,791	14,791	1,263	2,179	3,814	4,094	11,350	1,185	2,188	3,665	4,595	11,633	-	3,441	(283)
CO	1,000	1,000	-	-	-	596	596	-	-	-	596	596	-	404	-
Regional Office IV-A	62,811	62,811	13,829	16,411	18,775	12,302	61,318	13,734	16,475	18,775	12,302	61,286	-	1,492	32
Laguna															
PS	43,197	43,197	12,119	13,098	10,538	7,102	42,857	12,023	13,162	10,538	7,102	42,825	-	340	32
MOOE	18,614	18,614	1,644	3,246	7,613	4,961	17,465	1,644	3,246	7,613	4,961	17,465	-	1,149	-
CO	1,000	1,000	67	67	624	238	996	67	67	624	238	996	-	4	-
Regional Office V	36,138	36,138	7,072	9,315	8,576	10,413	35,376	7,072	9,315	8,576	10,413	35,376	-	762	c
Legazpi City															
PS	26,555	26,555	5,961	6,504	5,910	8,175	26,551	5,961	6,504	5,910	8,175	26,551	-	5	-
MOOE	8,583	8,583	1,111	2,640	2,379	1,697	7,826	1,111	2,640	2,379	1,697	7,826	-	757	c
CO	1,000	1,000	-	171	287	541	1,000	-	171	287	541	1,000	-	-	-

Note: Differences between the totals and the sum of components are due to rounding-off.

NATIONAL GOVERNMENT OF THE REPUBLIC OF THE PHILIPPINES
Statement of Appropriations, Allotments, Obligations, Disbursements and Balances
 By Department/Office/Agency/Province/City
 For Fiscal Year 2014
 (in thousand pesos)

Statement D

Particulars	Appropriations Total	Allotments Total	Obligations					Disbursements					Unreleased Appropriations	Unobligated Allotments	Unpaid Obligations
			1st Qtr	2nd Qtr	3rd Qtr	4th Qtr	Total	1st Qtr	2nd Qtr	3rd Qtr	4th Qtr	Total			
Regional Office VI	45,450	45,450	9,181	13,939	9,007	11,560	43,686	9,149	13,959	8,978	11,476	43,562	-	1,764	124
Iloilo City															
PS	30,615	30,615	6,967	8,395	6,839	8,413	30,615	6,939	8,404	6,817	8,344	30,503	-	<i>c</i>	112
MOOE	13,835	13,835	2,012	5,342	1,870	2,848	12,072	2,008	5,353	1,864	2,834	12,059	-	1,764	13
CO	1,000	1,000	202	202	297	299	1,000	202	202	297	299	1,000	-	<i>c</i>	-
Regional Office IX	53,921	53,921	8,792	11,199	13,320	15,521	48,832	8,792	11,199	13,320	15,441	48,752	-	5,089	80
Zamboanga City															
PS	36,803	36,803	7,424	8,803	7,534	9,515	33,275	7,424	8,803	7,534	9,515	33,275	-	3,528	-
MOOE	16,118	16,118	1,368	2,262	4,983	5,944	14,557	1,368	2,262	4,983	5,864	14,477	-	1,561	80
CO	1,000	1,000	-	134	804	62	1,000	-	134	804	62	1,000	-	-	-
Regional Office X	59,534	59,534	11,373	14,224	12,846	12,279	50,722	11,089	14,051	10,875	13,749	49,764	-	8,812	958
Cagayan De Oro City															
PS	38,348	38,348	9,902	9,888	8,236	7,022	35,047	9,889	9,888	8,244	7,026	35,047	-	3,302	-
MOOE	20,186	20,186	1,471	4,335	4,378	5,101	15,285	1,200	4,162	2,399	6,648	14,409	-	4,901	876
CO	1,000	1,000	-	2	232	156	390	-	2	232	75	309	-	610	82
Regional Office XI	108,068	108,068	17,446	41,143	23,167	17,780	99,535	14,569	17,447	20,471	27,701	80,187	-	8,532	19,348
Davao City															
PS	60,939	60,939	13,942	15,203	14,175	14,537	57,857	10,526	11,897	10,070	11,947	44,441	-	3,082	13,416
MOOE	46,129	46,129	3,476	25,888	8,936	2,388	40,688	4,014	5,497	10,346	14,899	34,756	-	5,441	5,932
CO	1,000	1,000	28	52	55	855	991	28	52	55	855	991	-	9	-
Regional Office XII	51,073	51,073	8,048	16,430	10,731	15,053	50,263	7,750	13,782	9,396	19,334	50,263	-	810	-
General Santos City															
PS	31,777	31,777	6,241	9,109	7,040	9,386	31,776	6,241	9,109	7,040	9,386	31,776	-	1	-
MOOE	18,296	18,296	1,770	6,425	3,657	5,635	17,487	1,471	3,778	2,322	9,916	17,487	-	809	-
CO	1,000	1,000	38	895	35	32	1,000	38	895	35	32	1,000	-	-	-
Regional Office XIII	64,076	64,076	11,946	12,338	16,315	13,675	54,275	11,946	12,268	16,379	12,894	53,487	-	9,801	788
Butuan City															
PS	40,039	40,039	8,815	9,518	8,093	11,838	38,264	8,815	9,518	8,093	11,050	37,476	-	1,775	788
MOOE	23,037	23,037	3,131	2,820	7,693	1,422	15,067	3,131	2,750	7,757	1,429	15,067	-	7,970	-
CO	1,000	1,000	-	-	529	415	944	-	-	529	415	944	-	56	-
National Commission on Muslim Filipinos	521,948	521,948	115,592	146,443	133,739	118,588	514,362	99,806	129,554	127,664	132,026	489,050	-	7,586	25,311
PS	425,211	425,211	90,032	123,166	98,346	106,132	417,675	78,248	107,063	93,929	114,782	394,021	-	7,536	23,653
MOOE	96,737	96,737	25,560	23,277	35,393	12,456	96,687	21,558	22,491	33,735	17,244	95,029	-	50	1,658

Note: Differences between the totals and the sum of components are due to rounding-off.

NATIONAL GOVERNMENT OF THE REPUBLIC OF THE PHILIPPINES
Statement of Appropriations, Allotments, Obligations, Disbursements and Balances

Statement D

By Department/Office/Agency/Province/City
 For Fiscal Year 2014
 (in thousand pesos)

Particulars	Appropriations Total	Allotments Total	Obligations					Disbursements					Unreleased Appropriations	Unobligated Allotments	Unpaid Obligations
			1st Qtr	2nd Qtr	3rd Qtr	4th Qtr	Total	1st Qtr	2nd Qtr	3rd Qtr	4th Qtr	Total			
NCR	299,033	299,033	60,564	84,560	85,125	61,245	291,494	50,995	77,469	81,723	56,082	266,269	-	7,539	25,225
PS	221,587	221,587	40,934	66,767	53,963	52,405	214,069	35,278	59,317	52,264	43,639	190,499	-	7,518	23,570
MOOE	77,447	77,447	19,631	17,793	31,162	8,840	77,425	15,717	18,152	29,459	12,443	75,770	-	22	1,655
Central Office	277,299	277,299	56,107	79,604	80,222	53,826	269,760	46,538	72,513	76,820	48,663	244,535	-	7,539	25,225
NCR - Quezon City															
PS	200,920	200,920	36,747	62,097	49,316	45,243	193,402	31,091	54,648	47,616	36,477	169,832	-	7,518	23,570
MOOE	76,379	76,379	19,360	17,507	30,907	8,584	76,357	15,447	17,866	29,204	12,187	74,703	-	22	1,655
Regional Office - NCR	21,734	21,734	4,457	4,956	4,903	7,418	21,734	4,457	4,956	4,903	7,418	21,734	-	-	-
Manila City															
PS	20,667	20,667	4,187	4,670	4,648	7,162	20,667	4,187	4,670	4,648	7,162	20,667	-	-	-
MOOE	1,068	1,068	270	286	255	256	1,068	270	286	255	256	1,068	-	-	-
Northern Luzon Region	17,296	17,296	3,871	5,076	3,899	4,450	17,296	3,621	3,770	3,709	6,114	17,214	-	<i>c</i>	81
Baguio City															
PS	15,494	15,494	3,394	4,492	3,442	4,167	15,494	3,150	3,307	3,269	5,687	15,413	-	<i>c</i>	81
MOOE	1,801	1,801	477	584	457	283	1,801	471	464	440	427	1,801	-	-	-
Southern Luzon Region	28,500	28,500	5,865	8,433	7,236	6,966	28,500	5,691	6,593	6,793	9,421	28,498	-	-	2
Calamba City															
PS	26,603	26,603	5,416	7,894	6,644	6,650	26,603	5,246	6,182	6,219	8,954	26,601	-	-	2
MOOE	1,897	1,897	449	539	592	316	1,897	444	411	574	467	1,897	-	-	-
Visayas Region	21,749	21,749	4,936	7,146	4,658	4,990	21,730	4,661	5,443	4,522	7,105	21,730	-	19	<i>c</i>
Cebu City															
PS	19,410	19,410	4,147	6,412	4,170	4,663	19,392	3,883	4,872	4,039	6,598	19,392	-	19	<i>c</i>
MOOE	2,338	2,338	789	734	488	327	2,338	778	571	482	507	2,338	-	-	-
Region IX	43,337	43,337	11,091	11,788	9,591	10,840	43,310	9,528	9,676	9,038	15,068	43,310	-	27	-
PS	39,288	39,288	9,595	10,733	8,864	10,097	39,288	8,040	8,849	8,160	14,239	39,288	-	-	-
MOOE	4,049	4,049	1,496	1,055	727	744	4,022	1,488	827	878	829	4,022	-	27	-
Regional Office IX	22,018	22,018	5,534	6,415	4,635	5,406	21,990	5,231	4,797	4,588	7,374	21,990	-	27	-
Zamboanga City															
PS	19,640	19,640	4,542	5,886	4,294	4,918	19,640	4,242	4,367	4,089	6,943	19,640	-	-	-
MOOE	2,377	2,377	993	529	341	488	2,350	989	431	499	431	2,350	-	27	-

Note: Differences between the totals and the sum of components are due to rounding-off.

NATIONAL GOVERNMENT OF THE REPUBLIC OF THE PHILIPPINES
Statement of Appropriations, Allotments, Obligations, Disbursements and Balances

Statement D

By Department/Office/Agency/Province/City
 For Fiscal Year 2014
 (in thousand pesos)

Particulars	Appropriations Total	Allotments Total	Obligations					Disbursements					Unreleased Appropriations	Unobligated Allotments	Unpaid Obligations
			1st Qtr	2nd Qtr	3rd Qtr	4th Qtr	Total	1st Qtr	2nd Qtr	3rd Qtr	4th Qtr	Total			
SULU	21,319	21,319	5,557	5,373	4,956	5,434	21,319	4,297	4,879	4,449	7,694	21,319	-	-	-
Sulu															
PS	19,648	19,648	5,053	4,847	4,570	5,178	19,648	3,798	4,482	4,071	7,297	19,648	-	-	-
MOOE	1,672	1,672	503	526	386	256	1,672	499	396	379	398	1,672	-	-	-
Regional Office X	26,145	26,145	5,937	8,160	5,683	6,366	26,145	5,521	6,240	5,144	9,238	26,142	-	-	3
Cagayan De Oro City															
PS	24,486	24,486	5,402	7,643	5,313	6,127	24,486	4,993	5,838	4,792	8,863	24,486	-	-	-
MOOE	1,660	1,660	534	517	369	239	1,660	528	402	352	374	1,657	-	-	3
Regional Office XI	21,140	21,140	6,126	5,826	4,298	4,890	21,140	4,689	4,993	4,159	7,299	21,140	-	-	-
Davao City															
PS	19,083	19,083	5,451	5,167	3,838	4,627	19,083	4,055	4,487	3,722	6,819	19,083	-	-	-
MOOE	2,057	2,057	675	659	461	263	2,057	634	506	437	480	2,057	-	-	-
Region XII	51,878	51,878	14,469	12,564	10,494	14,350	51,876	12,367	12,479	9,822	17,208	51,876	-	1	c
PS	48,111	48,111	13,450	11,573	9,752	13,335	48,111	11,359	11,726	9,105	15,920	48,111	-	-	c
MOOE	3,767	3,767	1,018	991	742	1,015	3,766	1,008	753	717	1,288	3,766	-	1	-
Cotabato	22,327	22,327	7,020	5,200	4,757	5,350	22,326	5,355	5,187	4,259	7,525	22,326	-	1	c
Cotabato City															
PS	20,187	20,187	6,388	4,648	4,344	4,808	20,187	4,729	4,762	3,859	6,837	20,187	-	-	c
MOOE	2,140	2,140	632	552	413	542	2,139	625	425	400	688	2,139	-	1	-
Lanao	29,550	29,550	7,449	7,365	5,737	9,000	29,550	7,012	7,292	5,563	9,683	29,550	-	-	c
Marawi City															
PS	27,923	27,923	7,062	6,926	5,408	8,527	27,923	6,630	6,964	5,246	9,084	27,923	-	-	c
MOOE	1,627	1,627	386	439	329	473	1,627	382	328	317	599	1,627	-	-	-
Regional Office XIII	12,871	12,871	2,734	2,890	2,755	4,491	12,871	2,734	2,890	2,755	4,491	12,871	-	-	-
Butuan City															
PS	11,149	11,149	2,243	2,484	2,360	4,062	11,149	2,243	2,484	2,360	4,062	11,149	-	-	-
MOOE	1,721	1,721	491	406	396	429	1,721	491	406	396	429	1,721	-	-	-
National Intelligence Coordinating Agency	658,616	658,616	139,431	153,651	176,391	189,142	658,615	129,874	149,995	164,989	213,757	658,615	-	c	c
NCR - Quezon City															
PS	443,623	443,623	104,943	115,237	110,496	112,946	443,622	104,905	115,275	108,401	115,041	443,622	-	c	c
MOOE	158,962	158,962	34,488	38,414	45,670	40,390	158,962	24,968	34,721	40,052	59,220	158,962	-	-	-
CO	56,031	56,031	-	-	20,225	35,806	56,031	-	-	16,536	39,495	56,031	-	-	-

Note: Differences between the totals and the sum of components are due to rounding-off.

NATIONAL GOVERNMENT OF THE REPUBLIC OF THE PHILIPPINES
Statement of Appropriations, Allotments, Obligations, Disbursements and Balances
 By Department/Office/Agency/Province/City
 For Fiscal Year 2014
 (in thousand pesos)

Statement D

Particulars	Appropriations Total	Allotments Total	Obligations					Disbursements					Unreleased Appropriations	Unobligated Allotments	Unpaid Obligations
			1st Qtr	2nd Qtr	3rd Qtr	4th Qtr	Total	1st Qtr	2nd Qtr	3rd Qtr	4th Qtr	Total			
National Security Council	93,980	93,980	21,041	23,153	23,509	26,276	93,979	17,912	23,798	23,667	25,293	90,669	-	1	3,310
NCR - Quezon City															
PS	48,029	48,029	9,945	12,090	11,552	14,442	48,029	9,940	10,207	13,392	12,914	46,452	-	-	1,577
MOOE	44,951	44,951	11,096	10,160	11,904	11,791	44,950	7,972	12,688	10,222	12,335	43,217	-	1	1,733
CO	1,000	1,000	-	903	54	43	1,000	-	903	54	43	1,000	-	-	-
National Telecommunications															
Commission	299,862	299,553	57,676	72,765	63,938	87,917	282,295	56,950	72,623	62,891	86,668	279,132	309	17,258	3,163
PS	227,391	227,082	42,912	54,031	46,463	70,908	214,315	42,535	53,869	45,981	70,385	212,770	309	12,767	1,544
MOOE	72,471	72,471	14,763	18,734	17,474	17,008	67,980	14,415	18,754	16,855	16,338	66,362	-	4,490	1,619
CO	-	-	-	-	-	-	-	-	-	55	(55)	-	-	-	-
NCR	146,810	146,501	26,852	37,310	29,628	43,054	136,844	26,852	37,294	29,638	41,223	135,007	309	9,656	1,837
PS	102,382	102,073	18,721	26,124	19,470	31,414	95,729	18,721	26,114	19,480	30,840	95,155	309	6,344	574
MOOE	44,428	44,428	8,131	11,186	10,158	11,640	41,115	8,131	11,180	10,158	10,383	39,852	-	3,313	1,263
Central Office	128,332	128,332	23,794	33,705	24,736	37,717	119,952	23,794	33,699	24,736	35,886	118,115	-	8,381	1,837
NCR - Quezon City															
PS	88,950	88,950	16,463	23,349	15,893	27,917	83,622	16,463	23,349	15,893	27,343	83,047	-	5,328	574
MOOE	39,383	39,383	7,331	10,356	8,843	9,800	36,330	7,331	10,350	8,843	8,544	35,067	-	3,053	1,263
Regional Office - NCR	18,478	18,169	3,058	3,606	4,892	5,337	16,893	3,058	3,596	4,902	5,337	16,893	309	1,276	c
Quezon City															
PS	13,433	13,124	2,258	2,775	3,577	3,497	12,108	2,258	2,765	3,587	3,497	12,108	309	1,016	c
MOOE	5,045	5,045	800	830	1,315	1,840	4,785	800	830	1,315	1,840	4,785	-	260	-
Regional Office I	10,566	10,566	2,027	2,331	2,325	2,079	8,761	2,027	2,326	2,325	2,084	8,761	-	1,805	-
San Fernando City															
PS	8,604	8,604	1,556	1,813	1,822	1,618	6,809	1,556	1,808	1,822	1,623	6,809	-	1,795	-
MOOE	1,963	1,963	471	518	503	460	1,953	471	518	503	460	1,953	-	10	-
Regional Office - CAR	9,284	9,284	1,845	2,294	2,777	2,348	9,263	1,626	2,032	2,832	2,775	9,263	-	21	-
Baguio City															
PS	7,526	7,526	1,405	1,854	2,293	1,953	7,506	1,361	1,583	2,366	2,195	7,506	-	20	-
MOOE	1,758	1,758	440	440	484	395	1,758	265	448	410	635	1,758	-	c	-
CO	-	-	-	-	-	-	-	-	-	55	(55)	-	-	-	-
Regional Office II	11,738	11,738	2,180	2,849	2,613	3,928	11,570	2,180	2,849	2,584	3,957	11,570	-	169	-
Tuguegarao City															
PS	9,680	9,680	1,690	2,184	2,178	3,480	9,532	1,690	2,184	2,178	3,480	9,532	-	148	-
MOOE	2,059	2,059	490	665	435	447	2,038	490	665	406	476	2,038	-	21	-

Note: Differences between the totals and the sum of components are due to rounding-off.

NATIONAL GOVERNMENT OF THE REPUBLIC OF THE PHILIPPINES
Statement of Appropriations, Allotments, Obligations, Disbursements and Balances
 By Department/Office/Agency/Province/City
 For Fiscal Year 2014
 (in thousand pesos)

Statement D

Particulars	Appropriations Total	Allotments Total	Obligations					Disbursements					Unreleased Appropriations	Unobligated Allotments	Unpaid Obligations
			1st Qtr	2nd Qtr	3rd Qtr	4th Qtr	Total	1st Qtr	2nd Qtr	3rd Qtr	4th Qtr	Total			
Regional Office III	<u>12,675</u>	<u>12,675</u>	<u>3,003</u>	<u>2,851</u>	<u>2,794</u>	<u>3,761</u>	<u>12,409</u>	<u>2,839</u>	<u>2,923</u>	<u>2,609</u>	<u>3,949</u>	<u>12,321</u>	-	<u>265</u>	<u>88</u>
San Fernando City															
PS	10,312	10,312	2,257	2,252	2,205	3,333	10,047	2,257	2,252	2,123	3,346	9,978	-	265	69
MOOE	2,363	2,363	746	599	589	428	2,362	583	671	486	604	2,343	-	<i>c</i>	20
Regional Office IV	<u>14,530</u>	<u>14,530</u>	<u>3,063</u>	<u>4,140</u>	<u>3,190</u>	<u>4,054</u>	<u>14,447</u>	<u>3,063</u>	<u>4,140</u>	<u>3,171</u>	<u>4,054</u>	<u>14,428</u>	-	<u>84</u>	<u>19</u>
Batangas City															
PS	12,387	12,387	2,598	3,560	2,611	3,604	12,371	2,598	3,560	2,611	3,604	12,371	-	16	-
MOOE	2,143	2,143	465	581	579	450	2,075	465	581	560	450	2,057	-	68	19
Regional Office V	<u>12,107</u>	<u>12,107</u>	<u>2,327</u>	<u>2,201</u>	<u>2,523</u>	<u>4,336</u>	<u>11,387</u>	<u>1,986</u>	<u>2,310</u>	<u>2,024</u>	<u>4,323</u>	<u>10,643</u>	-	<u>720</u>	<u>743</u>
Legazpi City															
PS	9,999	9,999	1,843	1,533	2,045	3,858	9,279	1,510	1,657	1,622	3,853	8,642	-	720	637
MOOE	2,108	2,108	484	668	478	479	2,108	475	653	403	470	2,001	-	<i>c</i>	106
Regional Office VI	<u>11,528</u>	<u>11,528</u>	<u>2,556</u>	<u>3,128</u>	<u>2,641</u>	<u>3,178</u>	<u>11,504</u>	<u>2,555</u>	<u>3,123</u>	<u>2,385</u>	<u>3,181</u>	<u>11,245</u>	-	<u>24</u>	<u>259</u>
Iloilo City															
PS	8,985	8,985	1,977	2,278	1,914	2,792	8,961	1,977	2,278	1,853	2,645	8,753	-	24	208
MOOE	2,543	2,543	579	851	727	386	2,543	578	845	532	536	2,492	-	<i>c</i>	51
Regional Office VII	<u>13,068</u>	<u>13,068</u>	<u>2,374</u>	<u>2,742</u>	<u>3,550</u>	<u>3,124</u>	<u>11,790</u>	<u>2,374</u>	<u>2,742</u>	<u>3,550</u>	<u>3,124</u>	<u>11,790</u>	-	<u>1,278</u>	-
Mandaue City															
PS	9,878	9,878	1,821	2,162	2,102	3,041	9,126	1,821	2,162	2,102	3,041	9,126	-	752	-
MOOE	3,189	3,189	553	580	1,448	83	2,664	553	580	1,448	83	2,664	-	525	-
Regional Office VIII	<u>10,944</u>	<u>10,944</u>	<u>2,088</u>	<u>2,504</u>	<u>2,402</u>	<u>3,037</u>	<u>10,031</u>	<u>2,088</u>	<u>2,469</u>	<u>2,437</u>	<u>3,037</u>	<u>10,031</u>	-	<u>913</u>	-
Tacloban City															
PS	8,993	8,993	1,534	2,040	1,844	2,662	8,080	1,534	2,040	1,844	2,662	8,080	-	913	-
MOOE	1,951	1,951	555	464	558	375	1,951	555	429	593	375	1,951	-	<i>c</i>	-
Regional Office IX	<u>12,146</u>	<u>12,146</u>	<u>2,633</u>	<u>2,317</u>	<u>2,574</u>	<u>3,991</u>	<u>11,514</u>	<u>2,633</u>	<u>2,317</u>	<u>2,574</u>	<u>3,934</u>	<u>11,457</u>	-	<u>632</u>	<u>57</u>
Zamboanga City															
PS	10,149	10,149	2,065	1,866	2,275	3,316	9,523	2,065	1,866	2,275	3,259	9,466	-	626	57
MOOE	1,997	1,997	567	451	298	674	1,991	567	451	298	674	1,991	-	6	-
Regional Office X	<u>12,704</u>	<u>12,704</u>	<u>2,175</u>	<u>2,400</u>	<u>2,704</u>	<u>4,242</u>	<u>11,520</u>	<u>2,175</u>	<u>2,400</u>	<u>2,544</u>	<u>4,242</u>	<u>11,360</u>	-	<u>1,184</u>	<u>160</u>
Cagayan De Oro City															
PS	10,512	10,512	1,661	1,832	2,067	3,884	9,444	1,661	1,832	2,067	3,884	9,444	-	1,068	-
MOOE	2,192	2,192	514	567	637	357	2,076	514	567	477	357	1,916	-	116	160

Note: Differences between the totals and the sum of components are due to rounding-off.

NATIONAL GOVERNMENT OF THE REPUBLIC OF THE PHILIPPINES
Statement of Appropriations, Allotments, Obligations, Disbursements and Balances
 By Department/Office/Agency/Province/City
 For Fiscal Year 2014
 (in thousand pesos)

Statement D

Particulars	Appropriations Total	Allotments Total	Obligations					Disbursements					Unreleased Appropriations	Unobligated Allotments	Unpaid Obligations
			1st Qtr	2nd Qtr	3rd Qtr	4th Qtr	Total	1st Qtr	2nd Qtr	3rd Qtr	4th Qtr	Total			
Regional Office XI	11,609	11,609	2,189	3,085	1,972	4,086	11,331	2,189	3,085	1,972	4,086	11,331	-	278	-
Davao City															
PS	9,689	9,689	1,835	2,339	1,809	3,686	9,670	1,835	2,339	1,809	3,686	9,670	-	19	-
MOOE	1,920	1,920	354	745	162	400	1,661	354	745	162	400	1,661	-	259	-
Regional Office XII	10,154	10,154	2,364	2,613	2,246	2,700	9,923	2,364	2,613	2,246	2,700	9,923	-	231	-
Koronadal City															
PS	8,296	8,296	1,949	2,193	1,829	2,267	8,238	1,949	2,193	1,829	2,267	8,238	-	58	-
MOOE	1,858	1,858	415	420	418	434	1,685	415	420	418	434	1,685	-	173	-
Office of the Presidential Adviser on the Peace Process	470,009	470,009	88,808	115,071	95,617	170,470	469,967	74,289	109,648	93,134	162,928	439,998	-	42	29,969
NCR - Pasig City															
PS	90,642	90,642	19,202	22,112	20,631	28,656	90,601	18,956	22,305	20,470	28,870	90,601	-	41	-
MOOE	379,367	379,367	69,606	92,959	74,986	141,814	379,366	55,332	87,343	72,664	134,058	349,397	-	2	29,969
Optical Media Board	47,804	47,804	9,951	11,248	7,836	13,826	42,861	9,830	11,283	7,793	13,883	42,789	-	4,942	72
NCR - Quezon City															
PS	28,995	28,995	6,186	7,174	5,613	9,146	28,119	6,178	7,159	5,600	9,175	28,112	-	877	7
MOOE	15,358	15,358	3,765	2,436	2,223	4,278	12,703	3,652	2,486	2,193	4,306	12,637	-	2,655	66
CO	3,451	3,451	-	1,638	-	402	2,040	-	1,638	-	402	2,040	-	1,411	-
Philippine Commission on Women	57,458	57,458	12,225	14,488	12,426	15,754	54,893	10,270	14,984	12,786	15,591	53,631	-	2,565	1,262
NCR - Manila City															
PS	29,385	29,385	6,057	8,976	6,999	7,288	29,320	6,042	8,741	6,974	7,562	29,319	-	65	2
MOOE	27,689	27,689	6,169	5,280	5,426	8,452	25,326	4,229	6,011	5,811	8,016	24,067	-	2,362	1,260
CO	384	384	-	232	-	14	246	-	232	-	14	246	-	138	-
Philippine Drug Enforcement Agency	982,937	982,937	237,009	264,181	218,476	263,270	982,936	219,254	281,936	218,476	263,105	982,771	-	1	166
NCR - Quezon City															
PS	660,037	660,037	143,237	185,926	144,815	186,503	660,481	143,237	185,926	144,815	186,503	660,481	-	(444)	-
MOOE	305,145	305,145	76,017	78,255	73,661	76,768	304,701	76,017	78,255	73,661	76,602	304,535	-	444	166
CO	17,755	17,755	17,755	-	-	-	17,755	-	17,755	-	-	17,755	-	-	-
Philippine Racing Commission	116,539	116,539	22,315	27,046	29,955	37,181	116,497	22,315	27,046	29,955	37,181	116,497	-	41	-
NCR - Makati City															
PS	31,493	31,493	7,327	8,661	6,828	8,654	31,469	7,327	8,661	6,828	8,654	31,469	-	23	-
MOOE	85,046	85,046	14,988	18,386	23,127	28,527	85,028	14,988	18,386	23,127	28,527	85,028	-	18	-

Note: Differences between the totals and the sum of components are due to rounding-off.

NATIONAL GOVERNMENT OF THE REPUBLIC OF THE PHILIPPINES
Statement of Appropriations, Allotments, Obligations, Disbursements and Balances

Statement D

By Department/Office/Agency/Province/City
For Fiscal Year 2014
(in thousand pesos)

Particulars	Appropriations Total	Allotments Total	Obligations					Disbursements					Unreleased Appropriations	Unobligated Allotments	Unpaid Obligations
			1st Qtr	2nd Qtr	3rd Qtr	4th Qtr	Total	1st Qtr	2nd Qtr	3rd Qtr	4th Qtr	Total			
Philippine Sports Commission	212,878	212,878	31,934	79,767	58,730	40,375	210,805	31,433	62,419	57,664	58,784	210,300	-	2,073	505
NCR - Manila City															
PS	46,939	46,939	10,552	12,074	10,733	13,258	46,617	10,512	12,038	10,791	13,276	46,617	-	321	-
MOOE	165,939	165,939	21,382	67,693	47,997	27,116	164,188	20,921	50,381	46,873	45,507	163,683	-	1,751	505
Presidential Commission for the Urban Poor	117,875	117,875	26,890	29,638	27,026	32,394	115,949	25,375	27,040	28,524	33,951	114,890	-	1,925	1,060
NCR - Quezon City															
PS	64,955	64,955	14,393	16,491	16,715	16,185	63,784	14,294	15,908	16,553	16,702	63,457	-	1,171	326
MOOE	49,920	49,920	10,001	13,060	10,311	16,179	49,552	8,584	11,045	11,971	17,219	48,818	-	368	734
CO	3,000	3,000	2,497	-	-	30	2,614	2,497	87	-	30	2,614	-	386	-
Presidential Communications Development and Strategic Planning Office	71,976	71,976	10,820	12,773	17,563	17,120	58,277	10,820	12,773	17,563	17,120	58,277	-	13,699	-
NCR - Manila City															
PS	21,587	21,587	3,713	3,731	3,543	4,385	15,373	3,713	3,731	3,543	4,385	15,373	-	6,214	-
MOOE	48,445	48,445	7,106	8,947	12,183	12,735	40,971	7,106	8,947	12,183	12,735	40,971	-	7,474	-
CO	1,944	1,944	-	96	1,837	-	1,933	-	96	1,837	-	1,933	-	11	-
Presidential Legislative Liaison Office	40,214	40,214	9,592	10,611	8,078	10,418	38,698	9,002	10,029	8,460	10,246	37,737	-	1,516	961
NCR - Manila City															
PS	24,384	24,384	5,519	6,512	5,595	6,509	24,135	5,216	6,479	5,632	6,698	24,026	-	248	109
MOOE	13,621	13,621	2,374	3,703	2,456	3,821	12,354	2,183	3,308	2,563	3,451	11,504	-	1,267	849
CO	2,209	2,209	1,699	396	26	88	2,209	1,603	241	266	96	2,207	-	-	2
Presidential Management Staff	360,046	360,046	64,808	85,680	79,955	90,262	320,705	63,089	77,184	80,280	72,247	292,800	-	39,341	27,905
NCR - Manila City															
PS	214,336	214,336	47,581	55,367	55,124	55,980	214,051	47,581	55,346	55,145	44,430	202,502	-	285	11,549
MOOE	143,947	143,947	16,429	30,001	24,388	34,078	104,896	14,856	21,565	24,828	27,347	88,596	-	39,051	16,300
CO	1,763	1,763	798	312	444	205	1,758	653	272	308	469	1,702	-	5	56
Pasig River Rehabilitation Commission	469,768	469,768	25,597	26,528	25,743	43,569	121,436	14,625	20,602	21,969	26,123	83,318	-	348,332	38,119
NCR - Quezon City															
PS	11,990	11,990	2,389	2,739	2,953	2,986	11,067	2,389	2,739	2,953	2,986	11,067	-	924	-
MOOE	157,311	157,311	23,208	23,458	20,071	17,379	84,117	12,235	17,569	18,662	23,062	71,528	-	73,194	12,588
CO	300,467	300,467	-	331	2,718	23,204	26,253	-	294	353	76	723	-	274,214	25,531

Note: Differences between the totals and the sum of components are due to rounding-off.

NATIONAL GOVERNMENT OF THE REPUBLIC OF THE PHILIPPINES
Statement of Appropriations, Allotments, Obligations, Disbursements and Balances
By Department/Office/Agency/Province/City
For Fiscal Year 2014
(in thousand pesos)

Statement D

Particulars	Appropriations Total	Allotments Total	Obligations					Disbursements					Unreleased Appropriations	Unobligated Allotments	Unpaid Obligations
			1st Qtr	2nd Qtr	3rd Qtr	4th Qtr	Total	1st Qtr	2nd Qtr	3rd Qtr	4th Qtr	Total			
AUTONOMOUS REGION IN MUSLIM MINDANAO															
TOTAL	22,670,567	22,650,727	4,521,205	6,390,139	4,474,637	7,064,232	22,450,214	3,376,643	4,684,180	3,890,655	4,838,293	16,789,771	19,840	200,513	5,660,443
PS	9,901,460	9,881,620	2,167,951	2,746,112	2,137,086	2,829,768	9,880,917	2,024,227	2,546,043	2,013,259	2,444,411	9,027,940	19,840	703	852,977
MOOE	6,554,492	6,554,492	1,234,751	1,414,910	1,265,251	2,484,673	6,399,585	1,199,015	858,390	1,056,045	1,613,894	4,727,345	-	154,907	1,672,240
CO	6,214,614	6,214,614	1,118,503	2,229,117	1,072,300	1,749,791	6,169,711	153,400	1,279,748	821,351	779,987	3,034,486	-	44,903	3,135,225
ARMM	22,670,567	22,650,727	4,521,205	6,390,139	4,474,637	7,064,232	22,450,214	3,376,643	4,684,180	3,890,655	4,838,293	16,789,771	19,840	200,513	5,660,443
PS	9,901,460	9,881,620	2,167,951	2,746,112	2,137,086	2,829,768	9,880,917	2,024,227	2,546,043	2,013,259	2,444,411	9,027,940	19,840	703	852,977
MOOE	6,554,492	6,554,492	1,234,751	1,414,910	1,265,251	2,484,673	6,399,585	1,199,015	858,390	1,056,045	1,613,894	4,727,345	-	154,907	1,672,240
CO	6,214,614	6,214,614	1,118,503	2,229,117	1,072,300	1,749,791	6,169,711	153,400	1,279,748	821,351	779,987	3,034,486	-	44,903	3,135,225
Office of the Regional															
Governor	22,269,049	22,249,209	4,464,832	6,325,224	4,412,493	6,977,027	22,179,577	3,323,295	4,622,977	3,834,457	4,769,704	16,550,432	19,840	69,632	5,629,144
Cotabato City															
PS	9,695,083	9,675,243	2,121,192	2,690,810	2,088,066	2,774,472	9,674,540	1,980,493	2,494,453	1,970,184	2,384,669	8,829,800	19,840	703	844,740
MOOE	6,377,754	6,377,754	1,225,137	1,405,296	1,252,127	2,452,764	6,335,325	1,189,401	848,776	1,042,922	1,605,047	4,686,146	-	42,429	1,649,179
CO	6,196,211	6,196,211	1,118,503	2,229,117	1,072,300	1,749,791	6,169,711	153,400	1,279,748	821,351	779,987	3,034,486	-	26,500	3,135,225
ARMM Social Fund															
Project	154,666	154,666	-	-	-	23,785	23,785	-	-	-	724	724	-	130,881	23,061
Cotabato City															
MOOE	136,263	136,263	-	-	-	23,785	23,785	-	-	-	724	724	-	112,478	23,061
CO	18,403	18,403	-	-	-	-	-	-	-	-	-	-	-	18,403	-
Regional Legislative															
Assembly	246,852	246,852	56,373	64,916	62,143	63,420	246,852	53,348	61,204	56,198	67,865	238,615	-	-	8,237
Cotabato City															
PS	206,377	206,377	46,759	55,302	49,020	55,296	206,377	43,734	51,590	43,075	59,742	198,140	-	-	8,237
MOOE	40,475	40,475	9,614	9,614	13,123	8,124	40,475	9,614	9,614	13,123	8,124	40,475	-	-	-
JOINT LEGISLATIVE-EXECUTIVE COUNCILS															
TOTAL	4,326	4,326	851	1,552	578	629	3,611	651	1,695	540	698	3,584	-	715	27
PS	2,417	2,417	577	377	497	497	1,948	523	374	459	592	1,948	-	469	-
MOOE	600	600	111	50	81	132	374	111	50	81	105	347	-	226	27
CO	1,309	1,309	164	1,125	-	-	1,289	17	1,272	-	-	1,289	-	20	-
Legislative-Executive Development															
Advisory Council	4,326	4,326	851	1,552	578	629	3,611	651	1,695	540	698	3,584	-	715	27
NCR - Quezon City															
PS	2,417	2,417	577	377	497	497	1,948	523	374	459	592	1,948	-	469	-
MOOE	600	600	111	50	81	132	374	111	50	81	105	347	-	226	27
CO	1,309	1,309	164	1,125	-	-	1,289	17	1,272	-	-	1,289	-	20	-

Note: Differences between the totals and the sum of components are due to rounding-off.

NATIONAL GOVERNMENT OF THE REPUBLIC OF THE PHILIPPINES
Statement of Appropriations, Allotments, Obligations, Disbursements and Balances
 By Department/Office/Agency/Province/City
 For Fiscal Year 2014
 (in thousand pesos)

Statement D

Particulars	Appropriations Total	Allotments Total	Obligations					Disbursements					Unreleased Appropriations	Unobligated Allotments	Unpaid Obligations	
			1st Qtr	2nd Qtr	3rd Qtr	4th Qtr	Total	1st Qtr	2nd Qtr	3rd Qtr	4th Qtr	Total				
THE JUDICIARY																
TOTAL	21,958,925	21,958,925	4,556,575	5,319,633	4,391,344	6,062,584	20,330,136	4,232,699	5,184,769	4,430,580	6,004,495	19,852,543	-	1,628,789	477,593	
PS	18,082,304	18,082,304	3,829,129	4,762,543	3,876,497	5,475,278	17,943,448	3,524,451	4,640,239	3,828,077	5,498,062	17,490,829	-	138,856	452,619	
MOOE	2,803,091	2,803,091	606,887	531,212	473,867	557,309	2,169,276	594,992	517,660	595,066	451,144	2,158,862	-	633,816	10,414	
CO	1,073,530	1,073,530	120,559	25,878	40,979	29,996	217,412	113,257	26,869	7,437	55,289	202,852	-	856,118	14,560	
NCR	21,958,925	21,958,925	4,556,575	5,319,633	4,391,344	6,062,584	20,330,136	4,232,699	5,184,769	4,430,580	6,004,495	19,852,543	-	1,628,789	477,593	
PS	18,082,304	18,082,304	3,829,129	4,762,543	3,876,497	5,475,278	17,943,448	3,524,451	4,640,239	3,828,077	5,498,062	17,490,829	-	138,856	452,619	
MOOE	2,803,091	2,803,091	606,887	531,212	473,867	557,309	2,169,276	594,992	517,660	595,066	451,144	2,158,862	-	633,816	10,414	
CO	1,073,530	1,073,530	120,559	25,878	40,979	29,996	217,412	113,257	26,869	7,437	55,289	202,852	-	856,118	14,560	
Supreme Court of the Philippines and the Lower Courts	19,061,078	19,061,078	4,008,647	4,684,181	3,849,174	5,521,452	18,063,453	3,719,961	4,536,108	3,943,272	5,424,499	17,623,840	-	997,624	439,613	
Manila City																
PS	16,037,948	16,037,948	3,449,477	4,285,861	3,518,743	4,783,825	16,037,906	3,162,207	4,152,059	3,485,418	4,808,908	15,608,593	-	42	429,313	
MOOE	2,457,984	2,457,984	460,936	398,320	327,129	737,566	1,923,950	464,941	381,531	457,853	615,691	1,920,017	-	534,034	3,934	
CO	565,146	565,146	98,235	-	3,302	61	101,597	92,813	2,518	-	(100)	95,231	-	463,548	6,366	
Presidential Electorate Tribunal	175,727	175,727	20,464	14,815	15,006	20,284	70,570	19,332	12,869	13,013	14,403	59,618	-	105,158	10,952	
Manila City																
PS	145,248	145,248	15,820	13,196	12,298	17,159	58,473	14,688	11,249	10,377	11,207	47,521	-	86,775	10,952	
MOOE	30,401	30,401	4,644	1,620	2,708	3,125	12,096	4,644	1,620	2,636	3,197	12,096	-	18,304	-	
CO	78	78	-	-	-	-	-	-	-	-	-	-	-	78	-	
Court of Appeals	1,908,912	1,908,912	377,004	470,967	395,087	351,447	1,594,505	373,802	467,029	359,286	384,934	1,585,052	-	314,407	9,453	
Manila City																
PS	1,426,664	1,426,664	266,008	347,066	248,617	524,479	1,386,171	265,991	344,656	241,318	527,372	1,379,338	-	40,492	6,834	
MOOE	196,569	196,569	110,410	119,791	115,454	(196,759)	148,896	107,498	119,797	115,085	(195,668)	146,712	-	47,674	2,184	
CO	285,678	285,678	585	4,110	31,016	23,727	59,438	313	2,575	2,883	53,230	59,002	-	226,241	436	
Sandiganbayan	458,911	458,911	99,650	84,555	62,916	93,710	340,831	72,542	102,116	59,636	100,339	334,633	-	118,080	6,199	
Quezon City																
PS	254,892	254,892	60,603	58,787	46,305	79,139	244,834	44,343	74,642	46,309	79,539	244,833	-	10,058	2	
MOOE	73,148	73,148	17,312	4,371	13,253	11,751	46,687	8,072	6,069	10,712	18,739	43,592	-	26,461	3,095	
CO	130,871	130,871	21,735	21,397	3,358	2,820	49,310	20,127	21,405	2,615	2,061	46,208	-	81,561	3,102	
Court of Tax Appeals	354,298	354,298	50,810	65,114	69,162	75,691	260,777	47,062	66,647	55,373	80,319	249,401	-	93,520	11,376	
Quezon City																
PS	217,552	217,552	37,220	57,633	50,534	70,676	216,064	37,220	57,633	44,655	71,036	210,545	-	1,489	5,519	
MOOE	44,989	44,989	13,586	7,111	15,324	1,626	37,646	9,837	8,643	8,779	9,185	36,445	-	7,342	1,202	
CO	91,757	91,757	4	371	3,304	3,389	7,067	4	371	1,939	98	2,412	-	84,689	4,656	

Note: Differences between the totals and the sum of components are due to rounding-off.

NATIONAL GOVERNMENT OF THE REPUBLIC OF THE PHILIPPINES
Statement of Appropriations, Allotments, Obligations, Disbursements and Balances
 By Department/Office/Agency/Province/City
 For Fiscal Year 2014
 (in thousand pesos)

Statement D

Particulars	Appropriations Total	Allotments Total	Obligations					Disbursements					Unreleased Appropriations	Unobligated Allotments	Unpaid Obligations	
			1st Qtr	2nd Qtr	3rd Qtr	4th Qtr	Total	1st Qtr	2nd Qtr	3rd Qtr	4th Qtr	Total				
CIVIL SERVICE COMMISSION																
TOTAL	1,307,949	1,307,949	343,666	356,003	293,881	301,233	1,294,783	340,014	351,132	294,659	299,182	1,284,987	-	13,165	9,797	
PS	880,913	880,913	231,711	226,391	209,128	213,683	880,913	228,681	225,289	210,488	210,868	875,325	-	-	5,588	
MOOE	218,147	218,147	35,070	57,132	61,847	63,607	217,655	34,625	54,630	62,738	64,372	216,367	-	491	1,289	
CO	208,889	208,889	76,885	72,480	22,906	23,943	196,215	76,708	71,213	21,433	23,942	193,295	-	12,674	2,920	
Civil Service Commission	1,225,827	1,225,827	327,468	336,167	278,778	283,388	1,225,801	324,429	335,583	278,621	282,176	1,220,810	-	26	4,991	
PS	851,923	851,923	223,721	218,781	203,026	206,396	851,923	220,706	217,665	204,392	205,126	847,888	-	-	4,035	
MOOE	184,371	184,371	27,024	47,689	53,921	55,737	184,371	27,016	46,706	53,898	55,795	183,415	-	-	956	
CO	189,533	189,533	76,724	69,697	21,832	21,255	189,507	76,708	71,213	20,332	21,255	189,507	-	26	-	
NCR	677,761	677,761	193,778	182,996	145,786	155,174	677,735	191,638	182,506	146,996	154,373	675,512	-	26	2,223	
PS	395,731	395,731	119,050	96,773	91,617	88,290	395,731	116,862	95,650	94,344	87,400	394,256	-	-	1,475	
MOOE	149,550	149,550	19,035	36,026	45,860	48,629	149,550	19,099	35,144	45,842	48,717	148,802	-	-	748	
CO	132,480	132,480	55,693	50,197	8,310	18,255	132,454	55,677	51,713	6,810	18,255	132,454	-	26	-	
Central Office - NCR	596,532	596,532	174,039	161,617	125,995	134,855	596,506	171,899	161,127	127,205	134,053	594,283	-	26	2,223	
Quezon City																
PS	324,860	324,860	102,094	77,991	75,266	69,508	324,860	99,906	76,867	77,993	68,618	323,385	-	-	1,475	
MOOE	139,192	139,192	16,252	33,429	42,419	47,092	139,192	16,315	32,547	42,402	47,180	138,444	-	-	748	
CO	132,480	132,480	55,693	50,197	8,310	18,255	132,454	55,677	51,713	6,810	18,255	132,454	-	26	-	
Regional Office - NCR	81,229	81,229	19,739	21,379	19,791	20,320	81,229	19,739	21,379	19,791	20,320	81,229	-	-	-	
Quezon City																
PS	70,871	70,871	16,956	18,782	16,351	18,782	70,871	16,956	18,782	16,351	18,782	70,871	-	-	-	
MOOE	10,358	10,358	2,783	2,597	3,440	1,537	10,358	2,783	2,597	3,440	1,537	10,358	-	-	-	
Regional Office I	33,807	33,807	11,104	8,457	7,801	6,446	33,807	11,104	8,102	7,792	6,809	33,807	-	-	-	
San Fernando City, La Union																
PS	28,602	28,602	7,373	7,699	7,244	6,286	28,602	7,373	7,352	7,230	6,647	28,602	-	-	-	
MOOE	2,205	2,205	731	758	557	159	2,205	731	750	562	161	2,205	-	-	-	
CO	3,000	3,000	3,000	-	-	-	3,000	3,000	-	-	-	3,000	-	-	-	
Regional Office - CAR	29,287	29,287	7,151	8,285	6,362	7,490	29,287	7,151	8,285	6,089	7,762	29,287	-	-	-	
Baguio City																
PS	27,601	27,601	6,350	7,829	5,999	7,421	27,601	6,350	7,829	5,733	7,687	27,601	-	-	-	
MOOE	1,687	1,687	800	456	362	68	1,687	800	456	356	75	1,687	-	-	-	
Regional Office II	34,409	34,409	9,141	7,166	7,680	10,421	34,409	9,141	7,166	7,680	10,421	34,409	-	-	-	
Tuguegarao City																
PS	28,836	28,836	5,725	6,272	7,024	9,815	28,836	5,725	6,272	7,024	9,815	28,836	-	-	-	
MOOE	2,573	2,573	416	894	656	606	2,573	416	894	656	606	2,573	-	-	-	
CO	3,000	3,000	3,000	-	-	-	3,000	3,000	-	-	-	3,000	-	-	-	

Note: Differences between the totals and the sum of components are due to rounding-off.

NATIONAL GOVERNMENT OF THE REPUBLIC OF THE PHILIPPINES
Statement of Appropriations, Allotments, Obligations, Disbursements and Balances
 By Department/Office/Agency/Province/City
 For Fiscal Year 2014
 (in thousand pesos)

Statement D

Particulars	Appropriations Total	Allotments Total	Obligations					Disbursements					Unreleased Appropriations	Unobligated Allotments	Unpaid Obligations
			1st Qtr	2nd Qtr	3rd Qtr	4th Qtr	Total	1st Qtr	2nd Qtr	3rd Qtr	4th Qtr	Total			
Regional Office III	41,338	41,338	11,176	11,609	9,014	9,539	41,338	11,176	11,596	9,016	9,549	41,338	-	-	-
San Fernando City, Pampanga															
PS	33,861	33,861	7,041	9,892	8,060	8,868	33,861	7,041	9,892	8,060	8,868	33,861	-	-	-
MOOE	3,977	3,977	635	1,717	954	671	3,977	635	1,705	956	681	3,977	-	-	-
CO	3,500	3,500	3,500	-	-	-	3,500	3,500	-	-	-	3,500	-	-	-
Regional Office IV-A	47,160	47,160	11,033	12,886	11,033	12,207	47,160	11,033	12,886	10,826	12,207	46,952	-	-	207
Quezon City															
PS	42,452	42,452	9,841	11,593	9,819	11,200	42,452	9,841	11,593	9,728	11,200	42,361	-	-	90
MOOE	4,708	4,708	1,193	1,294	1,215	1,007	4,708	1,193	1,294	1,098	1,007	4,591	-	-	117
Regional Office V	35,322	35,322	7,906	9,314	8,359	9,743	35,322	7,008	10,097	8,073	10,144	35,322	-	-	-
Legazpi City															
PS	32,988	32,988	7,365	8,395	7,813	9,415	32,988	6,538	9,222	7,427	9,802	32,988	-	-	-
MOOE	2,334	2,334	541	920	545	328	2,334	470	875	647	342	2,334	-	-	-
Regional Office VI	36,360	36,360	8,963	8,932	8,653	9,813	36,360	8,963	8,932	8,653	9,538	36,085	-	-	275
Iloilo City															
PS	33,961	33,961	8,363	8,383	7,998	9,216	33,961	8,363	8,383	7,998	8,941	33,686	-	-	275
MOOE	2,400	2,400	600	549	655	597	2,400	600	549	655	597	2,400	-	-	-
Regional Office VII	32,226	32,226	7,469	8,775	7,437	8,546	32,226	7,469	8,775	7,437	8,546	32,226	-	-	-
Cebu City															
PS	30,017	30,017	6,977	8,089	7,071	7,881	30,017	6,977	8,089	7,071	7,881	30,017	-	-	-
MOOE	2,209	2,209	492	686	366	665	2,209	492	686	366	665	2,209	-	-	-
Regional Office VIII	25,549	25,549	7,296	8,868	7,100	2,285	25,549	7,296	8,868	7,100	-	23,264	-	-	2,285
Palo, Leyte															
PS	23,963	23,963	6,903	8,299	6,566	2,195	23,963	6,903	8,299	6,566	-	21,768	-	-	2,195
MOOE	1,586	1,586	393	569	534	91	1,586	393	569	534	-	1,496	-	-	91
Regional Office IX	31,138	31,138	7,206	8,378	7,679	7,875	31,138	7,206	7,870	7,083	8,979	31,138	-	-	-
Zamboanga City															
PS	29,139	29,139	6,553	7,889	7,259	7,438	29,139	6,552	7,417	6,655	8,515	29,139	-	-	-
MOOE	1,999	1,999	653	489	420	437	1,999	653	453	428	464	1,999	-	-	-
Regional Office X	35,218	35,218	8,520	7,574	10,386	8,738	35,218	8,520	7,574	10,386	8,738	35,218	-	-	-
Cagayan De Oro City															
PS	31,664	31,664	6,585	7,185	10,013	7,882	31,664	6,585	7,185	10,013	7,882	31,664	-	-	-
MOOE	2,054	2,054	436	389	373	856	2,054	436	389	373	856	2,054	-	-	-
CO	1,500	1,500	1,500	-	-	-	1,500	1,500	-	-	-	1,500	-	-	-

Note: Differences between the totals and the sum of components are due to rounding-off.

NATIONAL GOVERNMENT OF THE REPUBLIC OF THE PHILIPPINES
Statement of Appropriations, Allotments, Obligations, Disbursements and Balances
 By Department/Office/Agency/Province/City
 For Fiscal Year 2014
 (in thousand pesos)

Statement D

Particulars	Appropriations Total	Allotments Total	Obligations					Disbursements					Unreleased Appropriations	Unobligated Allotments	Unpaid Obligations
			1st Qtr	2nd Qtr	3rd Qtr	4th Qtr	Total	1st Qtr	2nd Qtr	3rd Qtr	4th Qtr	Total			
Regional Office XI	34,125	34,125	7,288	10,996	8,100	7,741	34,125	7,288	10,996	8,100	7,741	34,125	-	-	-
Davao City															
PS	31,719	31,719	7,066	9,443	7,789	7,421	31,719	7,066	9,443	7,789	7,421	31,719	-	-	-
MOOE	2,406	2,406	222	1,553	311	320	2,406	222	1,553	311	320	2,406	-	-	-
Regional Office XII	74,424	74,424	17,324	27,748	20,958	8,393	74,424	17,324	27,748	20,958	8,393	74,424	-	-	-
Cotabato City															
PS	29,694	29,694	7,055	7,852	6,958	7,828	29,694	7,055	7,852	6,958	7,828	29,694	-	-	-
MOOE	1,677	1,677	238	396	478	565	1,677	238	396	478	565	1,677	-	-	-
CO	43,053	43,053	10,031	19,500	13,522	-	43,053	10,031	19,500	13,522	-	43,053	-	-	-
Regional Office XIII	32,490	32,490	6,169	7,103	6,931	12,288	32,490	6,169	7,103	6,931	12,288	32,490	-	-	-
Butuan City															
PS	27,829	27,829	5,894	6,685	6,534	8,716	27,829	5,894	6,685	6,534	8,716	27,829	-	-	-
MOOE	1,661	1,661	274	418	397	571	1,661	274	418	397	571	1,661	-	-	-
CO	3,000	3,000	-	-	-	3,000	3,000	-	-	-	3,000	3,000	-	-	-
Regional Office - ARMM	25,211	25,211	5,944	7,078	5,501	6,688	25,211	5,944	7,078	5,501	6,688	25,211	-	-	-
Cotabato City															
PS	23,867	23,867	5,581	6,503	5,262	6,521	23,867	5,581	6,503	5,262	6,521	23,867	-	-	-
MOOE	1,344	1,344	363	575	239	167	1,344	363	575	239	167	1,344	-	-	-
Career Executive Service Board	82,122	82,122	16,198	19,837	15,103	17,845	68,982	15,584	15,549	16,037	17,006	64,176	-	13,139	4,806
NCR - Quezon City															
PS	28,990	28,990	7,990	7,610	6,102	7,287	28,990	7,975	7,624	6,096	5,742	27,437	-	-	1,553
MOOE	33,776	33,776	8,046	9,443	7,926	7,869	33,285	7,609	7,925	8,841	8,577	32,952	-	491	333
CO	19,356	19,356	161	2,783	1,074	2,688	6,707	-	-	1,101	2,687	3,788	-	12,648	2,920
COMMISSION ON AUDIT															
TOTAL	9,029,577	9,029,577	2,032,268	2,161,025	2,030,233	2,310,923	8,534,449	1,793,008	2,339,337	2,008,947	2,344,522	8,485,814	-	495,129	48,634
PS	8,128,929	8,128,929	1,758,274	2,044,098	1,849,434	2,098,371	7,750,178	1,538,272	2,239,837	1,854,051	2,111,676	7,743,836	-	378,751	6,342
MOOE	536,791	536,791	61,014	101,262	138,672	167,037	467,985	50,235	98,689	141,479	173,904	464,307	-	68,806	3,678
FE	5	5	5	-	-	-	5	5	-	-	-	5	-	-	c
CO	363,852	363,852	212,974	15,665	42,127	45,515	316,281	204,497	811	13,417	58,942	277,666	-	47,571	38,615
Central Office	8,815,950	8,815,950	1,989,353	2,129,097	1,989,059	2,244,953	8,352,462	1,760,587	2,309,500	1,977,311	2,295,983	8,343,380	-	463,488	9,082
NCR - Quezon City															
PS	8,128,929	8,128,929	1,758,274	2,044,098	1,849,434	2,098,371	7,750,178	1,538,272	2,239,837	1,854,051	2,111,676	7,743,836	-	378,751	6,342
MOOE	410,167	410,167	31,073	71,122	107,119	137,590	346,904	22,310	69,017	111,707	142,035	345,069	-	63,263	1,835
FE	5	5	5	-	-	-	5	5	-	-	-	5	-	-	c
CO	276,849	276,849	200,000	13,877	32,505	8,993	255,375	200,000	646	11,553	42,271	254,470	-	21,474	905

Note: Differences between the totals and the sum of components are due to rounding-off.

NATIONAL GOVERNMENT OF THE REPUBLIC OF THE PHILIPPINES
Statement of Appropriations, Allotments, Obligations, Disbursements and Balances
 By Department/Office/Agency/Province/City
 For Fiscal Year 2014
 (in thousand pesos)

Statement D

Particulars	Appropriations Total	Allotments Total	Obligations					Disbursements					Unreleased Appropriations	Unobligated Allotments	Unpaid Obligations
			1st Qtr	2nd Qtr	3rd Qtr	4th Qtr	Total	1st Qtr	2nd Qtr	3rd Qtr	4th Qtr	Total			
Regional Office I	22,051	22,051	1,635	1,706	4,042	7,635	15,017	1,608	1,612	1,612	8,678	13,509	-	7,034	1,509
San Fernando City, La Union															
MOOE	6,679	6,679	1,635	1,706	1,738	1,600	6,679	1,608	1,612	1,612	1,848	6,679	-	-	-
CO	15,372	15,372	-	-	2,304	6,034	8,338	-	-	-	6,830	6,830	-	7,034	1,509
Regional Office - CAR	16,402	16,402	2,079	4,221	6,582	3,464	16,345	1,891	1,888	3,649	5,607	13,035	-	57	3,310
Baguio City															
MOOE	7,824	7,824	2,079	2,479	2,150	1,117	7,824	1,891	1,888	1,907	2,138	7,824	-	-	-
CO	8,578	8,578	-	1,742	4,432	2,348	8,521	-	-	1,742	3,469	5,211	-	57	3,310
Regional Office II	6,970	6,970	1,694	1,677	1,686	1,913	6,970	1,679	1,682	1,674	1,935	6,970	-	-	-
Tuguegarao City															
MOOE	6,970	6,970	1,694	1,677	1,686	1,913	6,970	1,679	1,682	1,674	1,935	6,970	-	-	-
Regional Office III	7,862	7,862	2,368	1,414	2,447	1,632	7,862	1,886	1,896	1,908	2,171	7,862	-	c	-
San Fernando City, Pampanga															
MOOE	7,862	7,862	2,368	1,414	2,447	1,632	7,862	1,886	1,896	1,908	2,171	7,862	-	c	-
Regional Office IV-A	7,397	7,397	1,023	1,225	1,156	3,862	7,266	996	1,134	1,145	1,296	4,571	-	131	2,695
Quezon City															
MOOE	4,641	4,641	1,023	1,225	1,142	1,168	4,558	996	1,134	1,132	1,296	4,558	-	83	-
CO	2,756	2,756	-	-	13	2,695	2,708	-	-	13	-	13	-	48	2,695
Regional Office IV-B	3,155	3,155	888	685	746	707	3,026	752	750	762	762	3,026	-	129	c
Quezon City															
MOOE	3,155	3,155	888	685	746	707	3,026	752	750	762	762	3,026	-	129	c
Regional Office V	7,322	7,322	1,957	2,079	2,139	1,143	7,319	1,562	1,733	1,726	1,279	6,300	-	3	1,018
Legazpi City															
MOOE	7,182	7,182	1,957	2,079	2,003	1,143	7,182	1,562	1,733	1,726	1,143	6,164	-	-	1,018
CO	140	140	-	-	137	-	137	-	-	-	137	137	-	3	-
Regional Office VI	27,760	27,760	2,323	2,381	2,413	11,867	18,984	2,323	2,377	2,413	2,587	9,700	-	8,776	9,285
Pavia, Iloilo															
MOOE	9,966	9,966	2,323	2,381	2,413	2,815	9,932	2,323	2,377	2,413	2,587	9,700	-	34	232
CO	17,794	17,794	-	-	-	9,052	9,052	-	-	-	-	-	-	8,742	9,052
Regional Office VII	16,851	16,851	2,862	2,890	2,898	4,982	13,632	2,862	2,890	2,898	3,229	11,879	-	3,218	1,753
Cebu City															
MOOE	12,735	12,735	2,862	2,890	2,898	3,229	11,879	2,862	2,890	2,898	3,229	11,879	-	856	-
CO	4,116	4,116	-	-	-	1,753	1,753	-	-	-	-	-	-	2,363	1,753

Note: Differences between the totals and the sum of components are due to rounding-off.

NATIONAL GOVERNMENT OF THE REPUBLIC OF THE PHILIPPINES
Statement of Appropriations, Allotments, Obligations, Disbursements and Balances
 By Department/Office/Agency/Province/City
 For Fiscal Year 2014
 (in thousand pesos)

Statement D

Particulars	Appropriations Total	Allotments Total	Obligations					Disbursements					Unreleased Appropriations	Unobligated Allotments	Unpaid Obligations
			1st Qtr	2nd Qtr	3rd Qtr	4th Qtr	Total	1st Qtr	2nd Qtr	3rd Qtr	4th Qtr	Total			
Regional Office VIII	12,362	12,362	1,260	2,377	2,005	2,377	8,019	1,242	1,960	1,954	2,442	7,597	-	4,343	422
Palo, Leyte															
MOOE	10,531	10,531	1,260	2,377	2,005	2,377	8,019	1,242	1,960	1,954	2,442	7,597	-	2,512	422
CO	1,831	1,831	-	-	-	-	-	-	-	-	-	-	-	1,831	-
Regional Office IX	14,286	14,286	1,539	1,460	1,519	8,821	13,339	1,539	1,501	1,519	4,453	9,013	-	947	4,327
Zamboanga City															
MOOE	6,941	6,941	1,539	1,460	1,519	1,478	5,997	1,539	1,501	1,519	1,437	5,997	-	944	-
CO	7,345	7,345	-	-	-	7,343	7,343	-	-	-	3,016	3,016	-	3	4,327
Regional Office X	21,529	21,529	15,628	1,511	2,332	2,039	21,511	6,562	2,232	2,059	2,346	13,198	-	18	8,312
Cagayan De Oro City															
MOOE	8,555	8,555	2,654	1,511	2,332	2,039	8,537	2,065	2,066	2,059	2,346	8,537	-	18	-
CO	12,974	12,974	12,974	-	-	-	12,974	4,497	165	-	-	4,662	-	-	8,312
Regional Office XI	22,026	22,026	2,333	2,433	5,473	9,098	19,337	2,333	2,387	2,520	5,603	12,843	-	2,688	6,494
Davao City															
MOOE	9,690	9,690	2,333	2,387	2,912	2,058	9,690	2,333	2,387	2,474	2,496	9,690	-	-	-
CO	12,336	12,336	-	46	2,561	7,040	9,647	-	-	46	3,106	3,153	-	2,688	6,494
Regional Office XII	12,351	12,351	1,837	2,177	2,102	2,582	8,698	1,714	2,091	2,162	2,511	8,477	-	3,653	221
Cotabato City															
MOOE	8,637	8,637	1,837	2,177	1,927	2,361	8,302	1,714	2,091	2,099	2,398	8,302	-	335	-
CO	3,714	3,714	-	-	175	221	396	-	-	63	112	175	-	3,318	221
Regional Office XIII	7,571	7,571	1,615	1,810	1,754	1,785	6,963	1,601	1,823	1,754	1,749	6,927	-	607	36
Butuan City															
MOOE	7,524	7,524	1,615	1,810	1,754	1,749	6,927	1,601	1,823	1,754	1,749	6,927	-	597	-
CO	47	47	-	-	-	36	36	-	-	-	-	-	-	10	36
Regional Office - ARMM	7,733	7,733	1,872	1,882	1,880	2,063	7,697	1,872	1,882	1,880	1,893	7,527	-	36	170
Cotabato City															
MOOE	7,733	7,733	1,872	1,882	1,880	2,063	7,697	1,872	1,882	1,880	1,893	7,527	-	36	170
COMMISSION ON ELECTIONS															
TOTAL	6,615,815	6,615,815	547,299	1,376,102	580,983	2,934,788	5,439,172	543,261	708,988	534,667	697,862	2,484,779	-	1,176,643	2,954,393
PS	2,310,380	2,310,380	486,444	583,812	485,952	640,388	2,196,596	482,413	560,561	476,365	619,794	2,139,133	-	113,785	57,463
MOOE	3,877,911	3,877,911	59,893	737,907	86,352	2,173,788	3,057,940	59,887	94,637	53,869	54,604	262,997	-	819,970	2,794,944
CO	427,524	427,524	961	54,384	8,679	120,612	184,636	961	53,790	4,433	23,465	82,649	-	242,888	101,987

Note: Differences between the totals and the sum of components are due to rounding-off.

NATIONAL GOVERNMENT OF THE REPUBLIC OF THE PHILIPPINES
Statement of Appropriations, Allotments, Obligations, Disbursements and Balances
 By Department/Office/Agency/Province/City
 For Fiscal Year 2014
 (in thousand pesos)

Statement D

Particulars	Appropriations Total	Allotments Total	Obligations					Disbursements					Unreleased Appropriations	Unobligated Allotments	Unpaid Obligations
			1st Qtr	2nd Qtr	3rd Qtr	4th Qtr	Total	1st Qtr	2nd Qtr	3rd Qtr	4th Qtr	Total			
Commission on Elections	6,615,815	6,615,815	547,299	1,376,102	580,983	2,934,788	5,439,172	543,261	708,988	534,667	697,862	2,484,779	-	1,176,643	2,954,393
NCR - Manila City															
PS	2,310,380	2,310,380	486,444	583,812	485,952	640,388	2,196,596	482,413	560,561	476,365	619,794	2,139,133	-	113,785	57,463
MOOE	3,877,911	3,877,911	59,893	737,907	86,352	2,173,788	3,057,940	59,887	94,637	53,869	54,604	262,997	-	819,970	2,794,944
CO	427,524	427,524	961	54,384	8,679	120,612	184,636	961	53,790	4,433	23,465	82,649	-	242,888	101,987
OFFICE OF THE OMBUDSMAN															
TOTAL	1,994,621	1,994,621	389,221	401,758	442,637	553,842	1,787,458	359,518	401,477	403,888	539,530	1,704,414	-	207,162	83,045
PS	1,508,990	1,508,990	286,472	351,859	353,907	460,742	1,452,980	278,423	354,420	353,733	458,940	1,445,516	-	56,010	7,464
MOOE	297,118	297,118	51,281	48,179	85,923	62,508	247,890	29,823	46,096	49,597	76,706	202,221	-	49,228	45,669
FE	7	7	-	7	-	-	7	-	7	-	-	7	-	-	-
CO	188,506	188,506	51,469	1,713	2,807	30,593	86,581	51,273	954	558	3,884	56,670	-	101,925	29,911
Office of the Ombudsman - Central Office	1,399,251	1,399,251	274,722	258,479	305,153	367,420	1,205,774	246,872	258,041	267,629	356,286	1,128,828	-	193,476	76,947
NCR - Quezon City															
PS	1,005,305	1,005,305	187,540	229,178	235,931	301,943	954,593	180,078	231,891	235,656	303,019	950,645	-	50,712	3,949
MOOE	215,790	215,790	36,785	28,819	67,225	37,187	170,017	16,307	26,627	31,818	51,981	126,732	-	45,774	43,284
CO	178,155	178,155	50,397	482	1,997	28,290	81,165	50,487	(477)	156	1,286	51,451	-	96,991	29,714
Office of the Special Prosecutor (OSP)	175,707	175,707	29,158	38,408	38,227	69,914	175,707	29,158	38,184	38,405	69,960	175,707	-	-	-
NCR - Quezon City															
PS	156,549	156,549	26,334	34,468	34,352	61,395	156,549	26,334	34,295	34,524	61,395	156,549	-	-	-
MOOE	19,158	19,158	2,823	3,940	3,876	8,519	19,158	2,823	3,888	3,881	8,565	19,158	-	-	-
Office of the Deputy Ombudsman for the Military and Other Law Enforcement Office(MOLEO)	83,637	83,637	15,402	18,424	21,422	26,196	81,444	15,188	18,573	21,074	25,634	80,469	-	2,193	975
NCR - Quezon City															
PS	75,992	75,992	14,387	17,541	19,718	24,346	75,992	14,387	17,541	19,718	23,734	75,380	-	-	612
MOOE	4,742	4,742	1,015	862	1,259	1,606	4,742	801	1,032	1,224	1,432	4,489	-	-	253
CO	2,904	2,904	-	21	445	244	710	-	-	131	469	600	-	2,193	110
Office of the Deputy Ombudsman - Luzon	118,705	118,705	26,493	31,132	27,990	33,091	118,705	26,139	31,041	28,098	33,287	118,565	-	-	140
Region IV - Laguna															
PS	105,514	105,514	24,068	28,215	25,297	27,934	105,514	24,068	28,215	25,297	27,934	105,514	-	-	-
MOOE	13,191	13,191	2,424	2,917	2,694	5,156	13,191	2,071	2,826	2,802	5,353	13,051	-	-	140

Note: Differences between the totals and the sum of components are due to rounding-off.

NATIONAL GOVERNMENT OF THE REPUBLIC OF THE PHILIPPINES
Statement of Appropriations, Allotments, Obligations, Disbursements and Balances
 By Department/Office/Agency/Province/City
 For Fiscal Year 2014
 (in thousand pesos)

Statement D

Particulars	Appropriations Total	Allotments Total	Obligations					Disbursements					Unreleased Appropriations	Unobligated Allotments	Unpaid Obligations
			1st Qtr	2nd Qtr	3rd Qtr	4th Qtr	Total	1st Qtr	2nd Qtr	3rd Qtr	4th Qtr	Total			
Office of the Deputy Ombudsman - Visayas	128,606	128,606	27,567	34,142	28,054	35,142	124,905	26,281	34,465	26,904	32,272	119,922	-	3,701	4,983
Region VII - Cebu City															
PS	102,215	102,215	22,698	26,758	21,879	29,921	101,256	22,111	26,778	21,819	27,643	98,352	-	960	2,904
MOOE	21,384	21,384	4,212	6,208	5,900	5,064	21,384	3,798	6,290	4,904	4,400	19,392	-	-	1,992
CO	5,006	5,006	657	1,176	275	158	2,265	371	1,397	181	229	2,178	-	2,741	87
Office of the Deputy Ombudsman - Mindanao	88,715	88,715	15,881	21,173	21,789	22,079	80,923	15,881	21,173	21,778	22,091	80,923	-	7,792	-
Region XI - Mindanao															
PS	63,415	63,415	11,444	15,699	16,731	15,203	59,077	11,444	15,699	16,719	15,215	59,077	-	4,338	-
MOOE	22,852	22,852	4,022	5,433	4,968	4,975	19,398	4,022	5,433	4,968	4,975	19,398	-	3,454	-
FE	7	7	-	7	-	-	7	-	7	-	-	7	-	-	-
CO	2,441	2,441	415	34	90	1,901	2,441	415	34	90	1,901	2,441	-	-	-
COMMISSION ON HUMAN RIGHTS															
TOTAL	372,817	372,817	85,917	93,388	89,130	102,894	371,330	73,671	84,643	69,402	91,938	319,653	-	1,488	51,676
PS	272,099	272,099	66,228	65,347	58,454	82,070	272,099	65,442	65,334	55,585	70,230	256,591	-	-	15,508
MOOE	87,883	87,883	19,567	23,190	30,651	14,439	87,847	8,229	14,581	13,768	21,057	57,634	-	36	30,213
CO	12,835	12,835	122	4,852	25	6,385	11,384	-	4,729	49	651	5,429	-	1,452	5,955
Commission on Human Rights	372,817	372,817	85,917	93,388	89,130	102,894	371,330	73,671	84,643	69,402	91,938	319,653	-	1,488	51,676
NCR - Quezon City															
PS	272,099	272,099	66,228	65,347	58,454	82,070	272,099	65,442	65,334	55,585	70,230	256,591	-	-	15,508
MOOE	87,883	87,883	19,567	23,190	30,651	14,439	87,847	8,229	14,581	13,768	21,057	57,634	-	36	30,213
CO	12,835	12,835	122	4,852	25	6,385	11,384	-	4,729	49	651	5,429	-	1,452	5,955
METRO MANILA DEVELOPMENT AUTHORITY															
TOTAL	2,430,776	2,430,776	561,469	1,118,030	445,204	131,474	2,256,177	152	811,168	353,663	475,938	1,640,921	-	174,599	615,256
PS	75,420	75,420	4,979	7,299	6,196	56,271	74,745	152	12,127	5,612	56,854	74,745	-	675	-
MOOE	1,465,311	1,465,311	352,014	553,785	398,268	95,228	1,399,295	-	771,511	321,642	243,193	1,336,346	-	66,016	62,949
CO	890,045	890,045	204,476	556,946	40,740	(20,025)	782,137	-	27,530	26,409	175,891	229,830	-	107,908	552,307
Office of the Chairman	2,430,776	2,430,776	561,469	1,118,030	445,204	131,474	2,256,177	152	811,168	353,663	475,938	1,640,921	-	174,599	615,256
NCR - Makati City															
PS	75,420	75,420	4,979	7,299	6,196	56,271	74,745	152	12,127	5,612	56,854	74,745	-	675	-
MOOE	1,465,311	1,465,311	352,014	553,785	398,268	95,228	1,399,295	-	771,511	321,642	243,193	1,336,346	-	66,016	62,949
CO	890,045	890,045	204,476	556,946	40,740	(20,025)	782,137	-	27,530	26,409	175,891	229,830	-	107,908	552,307

Note: Differences between the totals and the sum of components are due to rounding-off.

NATIONAL GOVERNMENT OF THE REPUBLIC OF THE PHILIPPINES
Statement of Appropriations, Allotments, Obligations, Disbursements and Balances
 By Department/Office/Agency/Province/City
 For Fiscal Year 2014
 (in thousand pesos)

Statement D

Particulars	Appropriations Total	Allotments Total	Obligations					Disbursements					Unreleased Appropriations	Unobligated Allotments	Unpaid Obligations
			1st Qtr	2nd Qtr	3rd Qtr	4th Qtr	Total	1st Qtr	2nd Qtr	3rd Qtr	4th Qtr	Total			
DEPARTMENT OF BUDGET AND MANAGEMENT (SPECIAL PURPOSE FUND FOR LOCAL GOVERNMENT UNITS)*															
TOTAL	350,100,102	350,100,102	106,106,617	83,842,730	80,231,842	79,501,176	349,682,365	85,743,577	91,640,995	85,779,852	86,318,679	349,483,103	-	417,737	199,262
PS	2,318,791	2,318,791	326,843	1,241,897	324,894	425,101	2,318,735	326,319	1,242,421	324,279	425,710	2,318,729	-	56	6
MOOE	347,773,736	347,773,736	105,779,774	82,597,045	79,906,949	79,072,288	347,356,055	85,417,258	90,394,786	85,455,573	85,892,968	347,160,586	-	417,681	195,469
CO	7,575	7,575	-	3,788	-	3,788	7,575	-	3,788	-	-	3,788	-	-	3,788
Office of the Secretary	350,100,102	350,100,102	106,106,617	83,842,730	80,231,842	79,501,176	349,682,365	85,743,577	91,640,995	85,779,852	86,318,679	349,483,103	-	417,737	199,262
PS	2,318,791	2,318,791	326,843	1,241,897	324,894	425,101	2,318,735	326,319	1,242,421	324,279	425,710	2,318,729	-	56	6
MOOE	347,773,736	347,773,736	105,779,774	82,597,045	79,906,949	79,072,288	347,356,055	85,417,258	90,394,786	85,455,573	85,892,968	347,160,586	-	417,681	195,469
CO	7,575	7,575	-	3,788	-	3,788	7,575	-	3,788	-	-	3,788	-	-	3,788
NCR	27,044,481	27,044,481	5,656,589	9,509,612	5,710,334	5,790,882	26,667,417	5,656,589	9,509,612	5,710,334	5,760,882	26,637,417	-	377,063	30,000
PS	2,185,254	2,185,254	289,326	1,202,927	299,325	393,620	2,185,198	289,326	1,202,927	299,325	393,620	2,185,198	-	56	-
MOOE	24,859,227	24,859,227	5,367,263	8,306,685	5,411,009	5,397,262	24,482,219	5,367,263	8,306,685	5,411,009	5,367,262	24,452,219	-	377,007	30,000
Central Office	7,486,963	7,486,963	840,325	4,700,226	947,905	998,507	7,486,963	840,325	4,700,226	947,905	998,507	7,486,963	-	-	-
Manila City															
PS	2,185,105	2,185,105	289,293	1,202,927	299,266	393,620	2,185,105	289,293	1,202,927	299,266	393,620	2,185,105	-	-	-
MOOE	5,301,858	5,301,858	551,032	3,497,299	648,639	604,887	5,301,858	551,032	3,497,299	648,639	604,887	5,301,858	-	-	-
Regional Office - NCR	19,557,518	19,557,518	4,816,264	4,809,386	4,762,429	4,792,375	19,180,454	4,816,264	4,809,386	4,762,429	4,762,375	19,150,454	-	377,063	30,000
Manila City															
PS	149	149	33	-	59	-	93	33	-	59	-	93	-	56	-
MOOE	19,557,369	19,557,369	4,816,231	4,809,386	4,762,370	4,792,375	19,180,362	4,816,231	4,809,386	4,762,370	4,762,375	19,150,362	-	377,007	30,000
Regional Office I	19,130,618	19,130,618	4,730,692	4,895,252	4,727,734	4,775,190	19,128,868	4,730,692	4,895,252	4,727,734	4,775,190	19,128,868	-	1,750	-
San Fernando City, La Union															
PS	3,437	3,437	1,747	638	784	267	3,437	1,747	638	784	267	3,437	-	-	-
MOOE	19,127,181	19,127,181	4,728,945	4,894,614	4,726,950	4,774,922	19,125,431	4,728,945	4,894,614	4,726,950	4,774,922	19,125,431	-	1,750	-
Regional Office - CAR	10,636,821	10,636,821	2,641,054	2,671,812	2,642,412	2,680,380	10,635,658	2,641,054	2,671,812	2,642,412	2,669,480	10,624,758	-	1,163	10,900
Baguio City															
PS	8,517	8,517	2,231	788	3,774	1,724	8,517	2,231	788	3,774	1,724	8,517	-	-	-
MOOE	10,628,304	10,628,304	2,638,823	2,671,025	2,638,638	2,678,656	10,627,141	2,638,823	2,671,025	2,638,638	2,667,756	10,616,241	-	1,163	10,900
Regional Office II	17,718,489	17,718,489	4,400,979	8,859,223	2,941,338	1,516,949	17,718,489	4,400,455	4,461,320	4,406,789	4,449,926	17,718,489	-	-	-
Tuguegarao City															
PS	1,740	1,740	764	34	-	942	1,740	240	558	-	942	1,740	-	-	-
MOOE	17,716,749	17,716,749	4,400,215	8,859,189	2,941,338	1,516,007	17,716,749	4,400,215	4,460,762	4,406,789	4,448,984	17,716,749	-	-	-

Note: Differences between the totals and the sum of components are due to rounding-off.

NATIONAL GOVERNMENT OF THE REPUBLIC OF THE PHILIPPINES
Statement of Appropriations, Allotments, Obligations, Disbursements and Balances
 By Department/Office/Agency/Province/City
 For Fiscal Year 2014
 (in thousand pesos)

Statement D

Particulars	Appropriations Total	Allotments Total	Obligations					Disbursements					Unreleased Appropriations	Unobligated Allotments	Unpaid Obligations
			1st Qtr	2nd Qtr	3rd Qtr	4th Qtr	Total	1st Qtr	2nd Qtr	3rd Qtr	4th Qtr	Total			
Regional Office III	<u>32,627,298</u>	<u>32,627,298</u>	<u>16,246,435</u>	<u>125,259</u>	<u>8,115,356</u>	<u>8,138,894</u>	<u>32,625,943</u>	<u>8,133,439</u>	<u>8,238,255</u>	<u>8,115,356</u>	<u>8,133,903</u>	<u>32,620,952</u>	-	<u>1,355</u>	<u>4,991</u>
San Fernando City, Pampanga															
PS	19,912	19,912	4,992	4,757	2,360	7,803	19,912	4,992	4,757	2,360	7,803	19,912	-	-	-
MOOE	32,607,387	32,607,387	16,241,442	120,502	8,112,996	8,131,091	32,606,032	8,128,447	8,233,498	8,112,996	8,126,100	32,601,041	-	1,355	4,991
Regional Office IV-A	<u>37,802,896</u>	<u>37,802,896</u>	<u>9,421,863</u>	<u>9,466,977</u>	<u>9,412,690</u>	<u>9,501,366</u>	<u>37,802,896</u>	<u>9,421,863</u>	<u>9,466,977</u>	<u>9,412,690</u>	<u>9,496,366</u>	<u>37,797,896</u>	-	-	<u>5,000</u>
Manila City															
PS	11,194	11,194	5,299	2,373	1,826	1,696	11,194	5,299	2,373	1,826	1,696	11,194	-	-	-
MOOE	37,791,702	37,791,702	9,416,564	9,464,603	9,410,865	9,499,670	37,791,702	9,416,564	9,464,603	9,410,865	9,494,670	37,786,702	-	-	5,000
Regional Office IV-B	<u>15,050,946</u>	<u>15,050,946</u>	<u>3,730,201</u>	<u>3,808,176</u>	<u>3,716,002</u>	<u>3,796,568</u>	<u>15,050,946</u>	<u>3,730,201</u>	<u>3,808,176</u>	<u>3,716,002</u>	<u>3,776,568</u>	<u>15,030,946</u>	-	-	<u>20,000</u>
Quezon City															
PS	8,645	8,645	2,122	3,373	720	2,431	8,645	2,122	3,373	720	2,431	8,645	-	-	-
MOOE	15,042,301	15,042,301	3,728,079	3,804,804	3,715,281	3,794,137	15,042,301	3,728,079	3,804,804	3,715,281	3,774,137	15,022,301	-	-	20,000
Regional Office V	<u>21,509,258</u>	<u>21,509,258</u>	<u>5,319,294</u>	<u>5,357,334</u>	<u>5,378,363</u>	<u>5,417,861</u>	<u>21,472,852</u>	<u>5,319,294</u>	<u>5,357,334</u>	<u>5,378,363</u>	<u>5,373,999</u>	<u>21,428,990</u>	-	<u>36,406</u>	<u>43,862</u>
Legazpi City															
PS	3,211	3,211	1,010	699	486	1,016	3,211	1,010	699	486	1,016	3,211	-	-	-
MOOE	21,506,047	21,506,047	5,318,283	5,356,636	5,377,877	5,416,845	21,469,641	5,318,283	5,356,636	5,377,877	5,372,983	21,425,779	-	36,406	43,862
Regional Office VI	<u>28,456,206</u>	<u>28,456,206</u>	<u>6,955,060</u>	<u>7,587,438</u>	<u>6,952,927</u>	<u>6,960,781</u>	<u>28,456,206</u>	<u>6,955,060</u>	<u>7,587,438</u>	<u>6,952,927</u>	<u>6,960,781</u>	<u>28,456,206</u>	-	<u>c</u>	-
Iloilo City															
PS	9,865	9,865	2,681	3,318	1,057	2,810	9,865	2,681	3,318	1,057	2,810	9,865	-	<u>c</u>	-
MOOE	28,446,341	28,446,341	6,952,379	7,584,120	6,951,871	6,957,971	28,446,341	6,952,379	7,584,120	6,951,871	6,957,971	28,446,341	-	<u>c</u>	-
Regional Office VII	<u>24,472,881</u>	<u>24,472,881</u>	<u>6,065,453</u>	<u>6,223,066</u>	<u>6,058,893</u>	<u>6,125,470</u>	<u>24,472,881</u>	<u>6,065,453</u>	<u>6,223,066</u>	<u>6,058,277</u>	<u>6,096,085</u>	<u>24,442,881</u>	-	-	<u>30,000</u>
Cebu City															
PS	33,894	33,894	8,525	10,975	6,901	7,493	33,894	8,525	10,975	6,286	8,109	33,894	-	-	-
MOOE	24,438,988	24,438,988	6,056,929	6,212,091	6,051,992	6,117,976	24,438,988	6,056,929	6,212,091	6,051,992	6,087,976	24,408,988	-	-	30,000
Regional Office VIII	<u>21,343,020</u>	<u>21,343,020</u>	<u>5,310,458</u>	<u>5,396,106</u>	<u>5,306,096</u>	<u>5,330,360</u>	<u>21,343,020</u>	<u>5,310,458</u>	<u>5,396,106</u>	<u>5,306,096</u>	<u>5,310,022</u>	<u>21,322,682</u>	-	-	<u>20,337</u>
Tacloban City															
PS	3,154	3,154	-	430	2,087	638	3,154	-	430	2,087	638	3,154	-	-	-
MOOE	21,339,865	21,339,865	5,310,458	5,395,676	5,304,009	5,329,722	21,339,865	5,310,458	5,395,676	5,304,009	5,309,385	21,319,528	-	-	20,337
Regional Office IX	<u>20,375,618</u>	<u>20,375,618</u>	<u>5,076,958</u>	<u>5,137,764</u>	<u>5,076,220</u>	<u>5,084,676</u>	<u>20,375,618</u>	<u>5,076,958</u>	<u>5,137,764</u>	<u>5,076,220</u>	<u>5,084,676</u>	<u>20,375,618</u>	-	<u>c</u>	-
Zamboanga City															
PS	3,292	3,292	904	962	802	625	3,292	904	962	802	625	3,292	-	-	-
MOOE	20,372,326	20,372,326	5,076,055	5,136,802	5,075,418	5,084,051	20,372,326	5,076,055	5,136,802	5,075,418	5,084,051	20,372,326	-	<u>c</u>	-

Note: Differences between the totals and the sum of components are due to rounding-off.

NATIONAL GOVERNMENT OF THE REPUBLIC OF THE PHILIPPINES
Statement of Appropriations, Allotments, Obligations, Disbursements and Balances
 By Department/Office/Agency/Province/City
 For Fiscal Year 2014
 (in thousand pesos)

Statement D

Particulars	Appropriations Total	Allotments Total	Obligations					Disbursements					Unreleased Appropriations	Unobligated Allotments	Unpaid Obligations
			1st Qtr	2nd Qtr	3rd Qtr	4th Qtr	Total	1st Qtr	2nd Qtr	3rd Qtr	4th Qtr	Total			
Regional Office X	18,489,482	18,489,482	4,609,933	4,648,409	4,605,757	4,625,382	18,489,482	4,609,933	4,648,409	4,605,757	4,621,410	18,485,510	-	<i>c</i>	3,972
Cagayan De Oro City															
PS	583	583	10	116	69	388	583	10	116	69	382	577	-	<i>c</i>	6
MOOE	18,481,324	18,481,324	4,609,924	4,644,506	4,605,688	4,621,206	18,481,324	4,609,924	4,644,506	4,605,688	4,621,027	18,481,145	-	-	179
CO	7,575	7,575	-	3,788	-	3,788	7,575	-	3,788	-	-	3,788	-	-	3,788
Regional Office XI	16,417,004	16,417,004	16,343,208	37,307	2,505	33,984	16,417,004	4,093,688	4,120,481	4,085,679	4,096,957	16,396,805	-	-	20,200
Davao City															
PS	15,902	15,902	3,948	6,207	2,505	3,242	15,902	3,948	6,207	2,505	3,242	15,902	-	-	-
MOOE	16,401,103	16,401,103	16,339,260	31,101	-	30,742	16,401,103	4,089,740	4,114,274	4,083,174	4,093,715	16,380,903	-	-	20,200
Regional Office XII	24,948,018	24,948,018	6,232,093	6,255,645	6,226,650	6,233,629	24,948,018	6,232,093	6,255,645	6,226,650	6,233,629	24,948,018	-	-	-
Koronadal City															
PS	8,573	8,573	2,952	3,946	1,675	-	8,573	2,952	3,946	1,675	-	8,573	-	-	-
MOOE	24,939,445	24,939,445	6,229,141	6,251,699	6,224,976	6,233,629	24,939,445	6,229,141	6,251,699	6,224,976	6,233,629	24,939,445	-	-	-
Regional Office XIII	14,077,066	14,077,066	3,366,346	3,863,349	3,358,565	3,488,805	14,077,066	3,366,346	3,863,349	3,358,565	3,478,805	14,067,066	-	-	10,000
Butuan City															
PS	1,618	1,618	332	357	524	406	1,618	332	357	524	406	1,618	-	-	-
MOOE	14,075,447	14,075,447	3,366,014	3,862,992	3,358,042	3,488,399	14,075,447	3,366,014	3,862,992	3,358,042	3,478,399	14,065,447	-	-	10,000
DEPARTMENT OF FINANCE (DEBT SERVICE)															
TOTAL	793,583,000	793,583,000	158,027,874	67,859,760	108,672,471	207,350,196	541,910,300	158,027,874	67,859,760	108,672,471	207,350,196	541,910,300	-	251,672,700	-
Financial Expenses	352,652,000	352,652,000	103,517,833	55,763,111	98,035,839	63,100,966	320,417,750	103,517,833	55,763,111	98,035,839	63,100,966	320,417,750	-	32,234,250	-
Capital Outlay	440,931,000	440,931,000	54,510,041	12,096,649	10,636,631	144,249,230	221,492,551	54,510,041	12,096,649	10,636,631	144,249,230	221,492,551	-	219,438,449	-
Bureau of the Treasury	793,583,000	793,583,000	158,027,874	67,859,760	108,672,471	207,350,196	541,910,300	158,027,874	67,859,760	108,672,471	207,350,196	541,910,300	-	251,672,700	-
NCR - Manila City															
Financial Expenses	352,652,000	352,652,000	103,517,833	55,763,111	98,035,839	63,100,966	320,417,750	103,517,833	55,763,111	98,035,839	63,100,966	320,417,750	-	32,234,250	-
Capital Outlay	440,931,000	440,931,000	54,510,041	12,096,649	10,636,631	144,249,230	221,492,551	54,510,041	12,096,649	10,636,631	144,249,230	221,492,551	-	219,438,449	-

Legends:

c - amount is between (P499.99) and P499.99

* - includes Allocations to LGUs (Internal Revenue Allotment, Shares from National Wealth, ECOZONES and Tobacco Taxes, LGSF), NDRRMF, MPBF and Pension Gratuity Fund administered by DBM.

Note: Differences between the totals and the sum of components are due to rounding-off.

**V. STATEMENT OF
APPROVED BUDGET,
UTILIZATIONS,
DISBURSEMENTS AND
BALANCES**

Statement E

Statement of Approved Budget, Utilizations, Disbursements, and Balances

(By Department/Office and by Quarter)

STATEMENT OF APPROVED BUDGET, UTILIZATIONS, DISBURSEMENTS AND BALANCES

Statement E

By Department/Office and By Quarter
For Fiscal Year 2014
(in thousand pesos)

Particulars	Approved Budget Total	Budget Utilizations					Disbursements					Unutilized Budget	Unpaid Utilizations
		1st Qtr	2nd Qtr	3rd Qtr	4th Qtr	Total	1st Qtr	2nd Qtr	3rd Qtr	4th Qtr	Total		
TOTAL	27,514,207	3,807,342	4,109,138	5,502,689	7,144,538	20,563,708	3,137,523	3,577,003	4,905,881	6,083,492	17,703,899	6,950,499	2,859,809
PS	6,405,402	1,255,755	1,154,506	1,493,387	1,967,973	5,871,622	1,253,352	1,145,202	1,485,286	1,857,565	5,741,405	533,781	130,216
MOOE	12,996,377	1,890,777	2,085,629	2,897,371	3,494,720	10,368,497	1,481,274	1,870,051	2,523,984	3,255,338	9,130,646	2,627,880	1,237,851
FE	2,590	30	14	613	1,008	1,665	30	92	613	930	1,665	924	-
CO	8,109,839	660,780	868,989	1,111,318	1,680,838	4,321,924	402,867	561,659	895,997	969,659	2,830,182	3,787,914	1,491,742
State Universities and Colleges	18,280,651	1,820,325	2,406,875	3,428,231	4,986,495	12,641,926	1,607,840	2,109,592	3,122,846	4,203,973	11,044,251	5,638,725	1,597,675
PS	3,820,062	476,670	732,270	862,247	1,246,367	3,317,553	474,266	722,966	854,393	1,150,863	3,202,489	502,508	115,064
MOOE	8,145,328	947,501	1,134,966	1,752,984	2,355,623	6,191,074	857,139	1,022,418	1,575,991	2,276,192	5,731,741	1,954,253	459,333
FE	2,590	30	14	613	1,008	1,665	30	92	613	930	1,665	924	-
CO	6,312,672	396,125	539,625	812,387	1,383,497	3,131,634	276,405	364,116	691,848	775,988	2,108,356	3,181,038	1,023,278
Finance	171,310	7,767	53,629	22,245	81,216	164,857	7,178	45,586	19,559	74,394	146,717	6,453	18,141
PS	128,410	2,325	27,759	17,688	80,637	128,410	2,325	27,759	17,684	65,626	113,395	-	15,015
MOOE	32,936	5,377	25,603	2,563	(607)	32,936	4,788	17,560	1,821	8,768	32,936	-	-
CO	9,964	65	267	1,994	1,186	3,512	65	267	54	-	386	6,453	3,126
Health	5,056,147	885,710	924,866	1,125,900	1,088,118	4,024,595	457,593	742,290	928,332	798,873	2,927,088	1,031,553	1,097,507
MOOE	3,827,227	742,894	743,450	917,353	850,201	3,253,898	424,910	653,831	788,419	694,406	2,561,566	573,329	692,333
CO	1,228,920	142,816	181,416	208,547	237,917	770,696	32,684	88,458	139,913	104,467	365,522	458,224	405,174
National Defense	395,848	41,787	70,783	66,754	99,106	278,429	13,159	26,551	41,455	131,026	212,191	117,419	66,238
MOOE	68,838	2,944	7,843	10,644	46,455	67,886	2,376	2,475	9,552	47,408	61,812	952	6,074
CO	327,010	38,843	62,940	56,110	52,651	210,544	10,782	24,076	31,903	83,618	150,379	116,466	60,164
Trade and Industry	535,941	113,673	78,617	83,331	115,268	390,890	113,673	78,617	83,331	115,268	390,890	145,051	-
PS	259,726	71,130	39,935	39,143	78,263	228,471	71,130	39,935	39,143	78,263	228,471	31,255	-
MOOE	239,978	41,830	37,725	34,302	33,726	147,581	41,830	37,725	34,302	33,726	147,581	92,397	-
CO	36,237	713	958	9,887	3,280	14,838	713	958	9,887	3,280	14,838	21,399	-
Other Executive Offices	692,585	155,124	154,608	173,331	198,223	681,286	155,124	154,608	107,460	183,846	601,038	11,299	80,248
PS	1,635	285	470	389	475	1,618	285	470	145	581	1,481	17	137
MOOE	632,685	139,740	135,055	153,510	197,432	625,737	139,740	135,055	87,883	182,947	545,626	6,948	80,111
CO	58,265	15,099	19,084	19,432	317	53,931	15,099	19,084	19,432	317	53,931	4,334	-

Note: Differences between the totals and the sum of components are due to rounding-off.

STATEMENT OF APPROVED BUDGET, UTILIZATIONS, DISBURSEMENTS AND BALANCES

Statement E

By Department/Office and By Quarter

For Fiscal Year 2014

(in thousand pesos)

Particulars	Approved Budget Total	Budget Utilizations					Disbursements					Unutilized Budget	Unpaid Utilizations
		1st Qtr	2nd Qtr	3rd Qtr	4th Qtr	Total	1st Qtr	2nd Qtr	3rd Qtr	4th Qtr	Total		
The Judiciary	2,381,724	782,956	419,759	602,897	576,112	2,381,724	782,956	419,759	602,897	576,112	2,381,724	-	-
PS	2,195,570	705,346	354,072	573,920	562,232	2,195,570	705,346	354,072	573,920	562,232	2,195,570	-	-
MOOE	49,384	10,490	988	26,016	11,890	49,384	10,490	988	26,016	11,890	49,384	-	-
CO	136,770	67,119	64,700	2,961	1,990	136,770	67,119	64,700	2,961	1,990	136,770	-	-

Note: Differences between the totals and the sum of components are due to rounding-off.

Statement F

Statement of Approved Budget, Utilizations, Disbursements, and Balances

(By Region and by Allotment Class)

STATEMENT OF APPROVED BUDGET, UTILIZATIONS, DISBURSEMENTS AND BALANCES

Statement F

By Region and By Allotment Class

For Fiscal Year 2014

(in thousand pesos)

Particulars	Approved Budget					Budget Utilizations					Disbursements					Unutilized Budget	Unpaid Utilizations
	PS	MOOE	FE	CO	Total	PS	MOOE	FE	CO	Total	PS	MOOE	FE	CO	Total		
TOTAL	6,405,402	12,996,377	2,590	8,109,839	27,514,207	5,871,622	10,368,497	1,665	4,321,924	20,563,708	5,741,405	9,130,646	1,665	2,830,182	17,703,899	6,950,499	2,859,809
National Capital Region	3,490,014	3,222,814	-	1,685,574	8,398,402	3,423,844	2,791,391	-	1,167,304	7,382,540	3,344,729	2,370,818	-	607,499	6,323,045	1,015,862	1,059,495
Region I	82,968	744,334	-	320,067	1,147,369	80,897	496,919	-	230,797	808,613	76,342	441,570	-	173,468	691,380	338,756	117,233
Cordillera Administrative Region	32,822	645,790	-	102,857	781,469	23,312	570,004	-	65,558	658,874	21,842	423,947	-	38,827	484,617	122,595	174,257
Region II	70,225	568,989	-	255,399	894,613	69,131	447,540	-	129,270	645,942	68,928	419,662	-	120,482	609,072	248,671	36,869
Region III	430,431	1,140,386	25	790,360	2,361,203	321,436	876,360	23	476,129	1,673,947	312,440	825,277	23	358,239	1,495,979	687,256	177,968
Region IV-A	578,315	718,021	-	1,164,283	2,460,620	523,217	495,194	-	327,462	1,345,873	514,399	423,590	-	131,782	1,069,772	1,114,746	276,101
Region IV-B	115,401	346,309	1,032	268,092	730,833	93,796	268,863	110	106,216	468,985	86,209	259,204	110	75,154	420,678	261,849	48,307
Region V	121,907	341,702	1,533	396,491	861,633	100,784	267,735	1,533	230,481	600,532	98,236	238,397	1,533	193,721	531,886	261,101	68,646
Region VI	371,385	1,402,504	-	619,195	2,393,084	297,802	1,214,250	-	394,786	1,906,838	293,409	1,080,765	-	266,786	1,640,959	486,245	265,879
Region VII	297,289	769,225	-	586,677	1,653,191	285,545	588,381	-	436,450	1,310,375	285,497	509,654	-	407,596	1,202,748	342,815	107,628
Region VIII	239,913	568,591	-	458,319	1,266,823	192,890	434,778	-	206,506	834,174	187,897	349,400	-	124,101	661,398	432,649	172,776
Region IX	107,519	252,117	-	166,017	525,652	92,005	166,099	-	83,339	341,444	89,893	148,071	-	54,742	292,707	184,209	48,737
Region X	246,288	1,315,084	-	817,722	2,379,094	172,719	1,033,548	-	322,468	1,528,736	169,603	943,269	-	140,682	1,253,553	850,359	275,182
Region XI	80,587	259,602	-	269,461	609,651	67,416	185,896	-	51,975	305,286	67,245	175,530	-	46,269	289,044	304,364	16,242
Region XII	26,992	374,533	-	91,313	492,838	26,881	277,123	-	31,607	335,611	26,881	269,839	-	30,184	326,905	157,227	8,706
Region XIII	41,287	156,501	-	80,658	278,447	36,994	142,908	-	32,331	212,233	36,994	141,744	-	31,667	210,405	66,214	1,828
Autonomous Region in Muslim Mindanao	72,061	169,873	-	37,352	279,286	62,951	111,507	-	29,245	203,704	60,860	109,908	-	28,983	199,751	75,582	3,952

Note: Differences between the totals and the sum of components are due to rounding-off.

Statement G

Statement of Approved Budget, Utilizations, Disbursements, and Balances

(By Department, by Region and by Allotment Class)

STATEMENT OF APPROVED BUDGET, UTILIZATIONS, DISBURSEMENTS AND BALANCES

Statement G

By Department/Office, By Region, By Allotment Class
 For Fiscal Year 2014
 (in thousand pesos)

Particulars	Approved Budget					Budget Utilizations					Disbursements					Unutilized Budget	Unpaid Utilizations
	PS	MOOE	FE	CO	Total	PS	MOOE	FE	CO	Total	PS	MOOE	FE	CO	Total		
GRAND TOTAL	6,405,402	12,996,377	2,590	8,109,839	27,514,207	5,871,622	10,368,497	1,665	4,321,924	20,563,708	5,741,405	9,130,646	1,665	2,830,182	17,703,899	6,950,499	2,859,809
STATE UNIVERSITIES AND COLLEGES	3,820,062	8,145,328	2,590	6,312,672	18,280,651	3,317,553	6,191,074	1,665	3,131,634	12,641,926	3,202,489	5,731,741	1,665	2,108,356	11,044,251	5,638,725	1,597,675
National Capital Region	904,674	1,299,724	-	595,291	2,799,688	869,776	1,084,086	-	489,697	2,443,559	805,812	1,034,161	-	170,022	2,009,995	356,129	433,564
Region I	82,968	313,046	-	225,276	621,289	80,897	232,893	-	138,403	452,193	76,342	215,266	-	112,233	403,840	169,096	48,353
Cordillera Administrative Region	32,822	286,158	-	95,681	414,660	23,312	272,409	-	59,363	355,085	21,842	166,495	-	33,737	222,075	59,575	133,010
Region II	70,225	489,138	-	225,816	785,180	69,131	378,457	-	123,785	571,373	68,928	359,487	-	115,454	543,870	213,806	27,504
Region III	430,431	761,809	25	627,345	1,819,611	321,436	640,518	23	405,984	1,367,960	312,440	624,087	23	311,543	1,248,093	451,651	119,867
Region IV-A	578,315	661,433	-	1,145,421	2,385,169	523,217	441,431	-	322,541	1,287,189	514,399	370,759	-	128,382	1,013,540	1,097,980	273,649
Region IV-B	115,401	346,309	1,032	268,092	730,833	93,796	268,863	110	106,216	468,985	86,209	259,204	110	75,154	420,678	261,849	48,307
Region V	121,907	335,247	1,533	393,289	851,975	100,784	261,619	1,533	228,361	592,296	98,236	234,199	1,533	191,828	525,796	259,679	66,500
Region VI	371,385	941,772	-	485,212	1,798,369	297,802	753,518	-	260,803	1,312,124	293,409	732,801	-	215,380	1,241,589	486,245	70,534
Region VII	297,289	372,197	-	491,176	1,160,662	285,545	250,343	-	371,417	907,304	285,497	247,861	-	370,868	904,226	253,358	3,078
Region VIII	239,913	504,609	-	399,410	1,143,932	192,890	370,796	-	147,597	711,282	187,897	349,400	-	124,101	661,398	432,649	49,885
Region IX	107,519	240,611	-	163,991	512,121	92,005	162,541	-	82,429	336,975	89,893	144,513	-	54,103	288,509	175,146	48,466
Region X	246,288	700,069	-	733,938	1,680,295	172,719	423,469	-	250,934	847,122	169,603	363,790	-	69,147	602,540	833,172	244,582
Region XI	80,587	259,602	-	269,461	609,651	67,416	185,896	-	51,975	305,286	67,245	175,530	-	46,269	289,044	304,364	16,242
Region XII	26,992	374,533	-	91,313	492,838	26,881	277,123	-	31,607	335,611	26,881	269,839	-	30,184	326,905	157,227	8,706
Region XIII	41,287	89,197	-	64,608	195,092	36,994	75,604	-	31,279	143,877	36,994	74,439	-	30,969	142,403	51,216	1,474
Autonomous Region in Muslim Mindanao	72,061	169,873	-	37,352	279,286	62,951	111,507	-	29,245	203,704	60,860	109,908	-	28,983	199,751	75,582	3,952
DEPARTMENT OF FINANCE	128,410	32,936	-	9,964	171,310	128,410	32,936	-	3,512	164,857	113,395	32,936	-	386	146,717	6,453	18,141
National Capital Region	128,410	32,936	-	9,964	171,310	128,410	32,936	-	3,512	164,857	113,395	32,936	-	386	146,717	6,453	18,141
DEPARTMENT OF HEALTH	-	3,827,227	-	1,228,920	5,056,147	-	3,253,898	-	770,696	4,024,595	-	2,561,566	-	365,522	2,927,088	1,031,553	1,097,507
National Capital Region	-	899,288	-	525,213	1,424,501	-	783,800	-	260,969	1,044,769	-	499,337	-	84,128	583,466	379,732	461,303
Region I	-	431,289	-	94,791	526,080	-	264,025	-	92,395	356,420	-	226,304	-	61,235	287,540	169,660	68,880
Cordillera Administrative Region	-	359,613	-	4,000	363,613	-	297,575	-	3,239	300,814	-	257,433	-	2,134	259,567	62,799	41,247
Region II	-	79,851	-	29,582	109,433	-	69,083	-	5,485	74,568	-	60,175	-	5,028	65,203	34,865	9,365
Region III	-	378,577	-	163,015	541,592	-	235,842	-	70,145	305,987	-	201,190	-	46,696	247,886	235,605	58,101
Region IV-A	-	56,588	-	18,863	75,451	-	53,763	-	4,921	58,685	-	52,831	-	3,401	56,232	16,766	2,453
Region V	-	6,455	-	3,203	9,658	-	6,116	-	2,120	8,236	-	4,197	-	1,893	6,091	1,421	2,146
Region VI	-	460,732	-	133,983	594,715	-	460,732	-	133,983	594,715	-	347,964	-	51,406	399,370	-	195,345
Region VII	-	397,027	-	95,502	492,529	-	338,038	-	65,033	403,071	-	261,793	-	36,729	298,522	89,458	104,549
Region VIII	-	63,982	-	58,909	122,891	-	63,982	-	58,909	122,891	-	-	-	-	-	-	122,891
Region IX	-	11,506	-	2,025	13,531	-	3,558	-	910	4,468	-	3,558	-	640	4,198	9,063	271
Region X	-	615,016	-	83,784	698,799	-	610,079	-	71,535	681,613	-	579,479	-	71,535	651,013	17,186	30,600
Region XIII	-	67,304	-	16,050	83,354	-	67,304	-	1,052	68,357	-	67,304	-	698	68,002	14,998	355

Note: Differences between the totals and the sum of components are due to rounding-off.

STATEMENT OF APPROVED BUDGET, UTILIZATIONS, DISBURSEMENTS AND BALANCES

Statement G

By Department/Office, By Region, By Allotment Class

For Fiscal Year 2014

(in thousand pesos)

Particulars	Approved Budget					Budget Utilizations					Disbursements					Unutilized Budget	Unpaid Utilizations
	PS	MOOE	FE	CO	Total	PS	MOOE	FE	CO	Total	PS	MOOE	FE	CO	Total		
DEPARTMENT OF NATIONAL DEFENSE	-	68,838	-	327,010	395,848	-	67,886	-	210,544	278,429	-	61,812	-	150,379	212,191	117,419	66,238
National Capital Region	-	68,818	-	323,834	392,652	-	67,866	-	207,588	275,454	-	61,792	-	147,423	209,216	117,198	66,238
Cordillera Administrative Region	-	20	-	3,176	3,196	-	19	-	2,956	2,975	-	19	-	2,956	2,975	221	-
DEPARTMENT OF TRADE AND INDUSTRY	259,726	239,978	-	36,237	535,941	228,471	147,581	-	14,838	390,890	228,471	147,581	-	14,838	390,890	145,051	-
National Capital Region	259,726	239,978	-	36,237	535,941	228,471	147,581	-	14,838	390,890	228,471	147,581	-	14,838	390,890	145,051	-
OTHER EXECUTIVE OFFICES	1,635	632,685	-	58,265	692,585	1,618	625,737	-	53,931	681,286	1,481	545,626	-	53,931	601,038	11,299	80,248
National Capital Region	1,635	632,685	-	58,265	692,585	1,618	625,737	-	53,931	681,286	1,481	545,626	-	53,931	601,038	11,299	80,248
THE JUDICIARY	2,195,570	49,384	-	136,770	2,381,724	2,195,570	49,384	-	136,770	2,381,724	2,195,570	49,384	-	136,770	2,381,724	-	-
National Capital Region	2,195,570	49,384	-	136,770	2,381,724	2,195,570	49,384	-	136,770	2,381,724	2,195,570	49,384	-	136,770	2,381,724	-	-

Note: Differences between the totals and the sum of components are due to rounding-off.

Statement H

Statement of Approved Budget, Utilizations, Disbursements, and Balances

(By Department/Office/Agency/Province/City)

NATIONAL GOVERNMENT OF THE REPUBLIC OF THE PHILIPPINES

Statement H

Statement of Approved Budget, Utilizations, Disbursements and Balances

By Department/Office/Agency/Province/City

For Fiscal Year 2014

(in thousand pesos)

Particulars	Approved Budget Total	Budget Utilizations					Disbursements					Unutilized Budget	Unpaid Utilizations
		1st Qtr	2nd Qtr	3rd Qtr	4th Qtr	Total	1st Qtr	2nd Qtr	3rd Qtr	4th Qtr	Total		
STATE UNIVERSITIES & COLLEGES													
TOTAL	18,280,651	1,820,325	2,406,875	3,428,231	4,986,495	12,641,926	1,607,840	2,109,592	3,122,846	4,203,973	11,044,251	5,638,725	1,597,675
PS	3,820,062	476,670	732,270	862,247	1,246,367	3,317,553	474,266	722,966	854,393	1,150,863	3,202,489	502,508	115,064
MOOE	8,145,328	947,501	1,134,966	1,752,984	2,355,623	6,191,074	857,139	1,022,418	1,575,991	2,276,192	5,731,741	1,954,253	459,333
FE	2,590	30	14	613	1,008	1,665	30	92	613	930	1,665	924	-
CO	6,312,672	396,125	539,625	812,387	1,383,497	3,131,634	276,405	364,116	691,848	775,988	2,108,356	3,181,038	1,023,278
NCR	2,799,688	216,178	445,051	558,156	1,224,174	2,443,559	203,463	426,616	542,968	836,948	2,009,995	356,129	433,564
PS	904,674	31,060	199,029	225,323	414,365	869,776	33,977	191,980	222,544	357,311	805,812	34,897	63,964
MOOE	1,299,724	165,105	212,903	254,426	451,652	1,084,086	151,474	205,644	245,658	431,386	1,034,161	215,638	49,926
CO	595,291	20,013	33,119	78,407	358,157	489,697	18,013	28,993	74,766	48,251	170,022	105,594	319,675
Eulogio "Amang" Rodriguez Institute of Science and Technology	192,027	20,759	32,161	69,838	52,575	175,333	20,749	31,143	70,091	51,040	173,023	16,694	2,310
Manila City													
PS	19,740	2,261	4,047	4,523	8,419	19,249	2,251	3,991	4,182	8,000	18,423	491	826
MOOE	65,345	13,033	16,117	8,795	15,792	53,738	13,033	15,626	9,107	15,316	53,082	11,607	656
CO	106,942	5,466	11,997	56,519	28,364	102,346	5,466	11,526	56,802	27,724	101,518	4,596	827
Marikina Polytechnic College	65,415	10,766	9,770	6,638	8,489	35,663	7,076	12,473	6,774	8,017	34,340	29,752	1,323
Marikina City													
PS	22,424	2,812	1,853	2,609	3,659	10,933	2,749	1,995	2,607	3,582	10,933	11,491	-
MOOE	35,272	5,803	4,569	3,793	3,747	17,912	2,902	7,200	3,757	4,037	17,896	17,360	16
CO	7,719	2,151	3,348	236	1,083	6,818	1,425	3,278	410	398	5,511	901	1,307
Philippine Normal University	79,600	7,991	12,416	18,444	21,759	60,609	7,642	12,195	17,895	22,493	60,225	18,991	384
Manila City													
PS	25,586	3,481	4,423	4,988	7,783	20,676	3,133	4,202	4,439	8,543	20,318	4,910	358
MOOE	34,891	4,333	6,527	5,485	8,254	24,600	4,333	6,527	5,485	8,228	24,573	10,292	26
CO	19,123	176	1,466	7,971	5,721	15,334	176	1,466	7,971	5,721	15,334	3,789	-
Philippine State College of Aeronautics	154,978	21,932	18,386	29,893	41,140	111,351	15,894	14,780	27,811	44,916	103,403	43,627	7,949
Pasay City													
PS	11,315	1,443	806	1,072	7,993	11,313	1,054	695	671	8,266	10,687	2	627
MOOE	117,958	19,969	15,854	28,420	32,227	96,470	14,673	14,021	26,719	34,654	90,067	21,488	6,403
CO	25,705	520	1,726	401	920	3,568	167	64	421	1,996	2,649	22,137	919

Note: Differences between the totals and the sum of components are due to rounding-off.

NATIONAL GOVERNMENT OF THE REPUBLIC OF THE PHILIPPINES

Statement H

Statement of Approved Budget, Utilizations, Disbursements and Balances

By Department/Office/Agency/Province/City

For Fiscal Year 2014

(in thousand pesos)

Particulars	Approved Budget Total	Budget Utilizations					Disbursements					Unutilized Budget	Unpaid Utilizations
		1st Qtr	2nd Qtr	3rd Qtr	4th Qtr	Total	1st Qtr	2nd Qtr	3rd Qtr	4th Qtr	Total		
Polytechnic University of the Philippines	427,661	2,151	77,124	110,769	99,402	289,447	1,626	68,372	109,581	100,739	280,318	138,214	9,129
Manila City													
PS	244,753	-	66,429	95,951	82,053	244,433	-	59,674	95,303	86,596	241,573	319	2,860
MOOE	120,212	525	5,812	9,935	12,464	28,736	-	3,814	9,394	9,259	22,467	91,476	6,269
CO	62,696	1,626	4,884	4,884	4,884	16,278	1,626	4,884	4,884	4,884	16,278	46,418	-
Rizal Technological University	335,694	44,412	49,064	52,163	153,112	298,750	38,935	43,569	44,635	102,497	229,636	36,944	69,114
Mandaluyong City													
PS	49,720	4,019	9,877	124	24,359	38,378	4,002	9,846	112	24,418	38,378	11,342	-
MOOE	221,150	30,319	30,769	48,640	86,827	196,556	25,782	26,564	41,743	74,893	168,981	24,594	27,575
CO	64,824	10,074	8,419	3,399	41,926	63,817	9,152	7,159	2,781	3,185	22,278	1,007	41,539
Technological University of the Philippines	206,036	2,348	14,161	46,139	71,480	134,128	5,720	12,114	41,909	42,947	102,691	71,908	31,437
Manila City													
PS	78,683	144	3,190	27,389	41,618	72,341	3,888	3,172	26,564	14,632	48,255	6,342	24,085
MOOE	90,410	2,204	9,690	13,753	25,942	51,589	1,833	8,327	13,849	23,972	47,981	38,821	3,608
CO	36,943	-	1,281	4,997	3,919	10,197	-	616	1,497	4,342	6,454	26,745	3,743
University of the Philippines System	1,338,278	105,819	231,970	224,271	776,218	1,338,278	105,819	231,970	224,271	464,299	1,026,359	-	311,919
Quezon City													
PS	452,453	16,900	108,405	88,667	238,481	452,453	16,900	108,405	88,667	203,273	417,245	-	35,208
MOOE	614,486	88,919	123,565	135,604	266,398	614,486	88,919	123,565	135,604	261,026	609,114	-	5,372
CO	271,339	-	-	-	271,339	271,339	-	-	-	-	-	-	271,339
REGION I	621,289	73,050	86,153	124,767	168,223	452,193	73,050	80,454	114,065	136,272	403,840	169,096	48,353
PS	82,968	18,840	11,354	21,145	29,559	80,897	18,840	11,241	21,184	25,077	76,342	2,070	4,556
MOOE	313,046	31,395	50,981	60,240	90,278	232,893	31,395	46,226	59,756	77,889	215,266	80,153	17,628
CO	225,276	22,815	23,819	43,382	48,386	138,403	22,815	22,987	33,125	33,306	112,233	86,873	26,170
Don Mariano Marcos Memorial State University	163,222	-	21,775	32,196	43,665	97,635	-	18,390	25,838	31,419	75,647	65,587	21,988
La Union													
MOOE	88,643	-	18,372	14,011	24,970	57,354	-	15,230	13,740	22,258	51,229	31,289	6,125
CO	74,579	-	3,403	18,184	18,695	40,282	-	3,160	12,098	9,160	24,418	34,297	15,863

Note: Differences between the totals and the sum of components are due to rounding-off.

NATIONAL GOVERNMENT OF THE REPUBLIC OF THE PHILIPPINES

Statement H

Statement of Approved Budget, Utilizations, Disbursements and Balances

By Department/Office/Agency/Province/City

For Fiscal Year 2014

(in thousand pesos)

Particulars	Approved Budget Total	Budget Utilizations					Disbursements					Unutilized Budget	Unpaid Utilizations
		1st Qtr	2nd Qtr	3rd Qtr	4th Qtr	Total	1st Qtr	2nd Qtr	3rd Qtr	4th Qtr	Total		
Ilocos Sur Polytechnic State College	28,402	1,364	2,924	3,869	5,290	13,448	1,364	2,924	3,869	2,087	10,245	14,955	3,203
Ilocos Sur													
PS	1,770	-	-	-	-	-	-	-	-	-	-	1,770	-
MOOE	23,400	1,364	2,376	3,710	3,725	11,176	1,364	2,376	3,710	523	7,973	12,225	3,203
CO	3,232	-	549	159	1,564	2,272	-	549	159	1,564	2,272	960	-
Mariano Marcos State University	103,973	25,161	22,346	23,119	33,068	103,694	25,161	20,033	22,876	31,652	99,721	279	3,973
Ilocos Norte													
PS	3,113	417	1,388	428	600	2,834	417	1,276	468	674	2,834	279	-
MOOE	80,257	19,326	18,416	18,244	24,271	80,257	19,326	16,804	18,031	23,143	77,303	-	2,954
CO	20,603	5,418	2,541	4,447	8,197	20,603	5,418	1,953	4,377	7,836	19,584	-	1,019
North Luzon Philippines State College	26,015	1,610	2,690	3,083	5,062	12,446	1,610	2,690	2,891	4,021	11,213	13,570	1,233
Ilocos Sur													
MOOE	12,019	1,147	1,320	2,696	3,448	8,611	1,147	1,320	2,696	3,278	8,441	3,407	171
CO	13,997	464	1,370	387	1,614	3,834	464	1,370	195	743	2,772	10,162	1,063
Pangasinan State University Pangasinan	183,930	31,145	27,999	53,662	64,769	177,575	31,145	27,999	49,752	52,457	161,354	6,355	16,222
PS	78,085	18,423	9,965	20,716	28,959	78,064	18,423	9,965	20,716	24,403	73,508	21	4,556
MOOE	52,445	5,894	6,674	16,799	22,695	52,062	5,894	6,674	16,799	18,883	48,250	383	3,812
CO	53,400	6,828	11,360	16,147	13,115	47,450	6,828	11,360	12,237	9,172	39,596	5,950	7,854
University of Northern Philippines	115,746	13,769	8,419	8,838	16,370	47,395	13,769	8,419	8,838	14,636	45,661	68,351	1,734
Ilocos Sur													
MOOE	56,282	3,663	3,822	4,779	11,168	23,433	3,663	3,822	4,779	9,805	22,070	32,849	1,363
CO	59,465	10,106	4,597	4,058	5,201	23,962	10,106	4,597	4,058	4,831	23,591	35,503	371
C A R	414,660	37,995	80,609	126,979	109,502	355,085	25,708	45,462	59,563	91,341	222,075	59,575	133,010
PS	32,822	1,623	5,859	4,194	11,637	23,312	1,623	5,836	4,025	10,359	21,842	9,510	1,470
MOOE	286,158	31,655	63,748	103,577	73,430	272,409	22,052	32,640	42,300	69,503	166,495	13,748	105,914
CO	95,681	4,718	11,003	19,208	24,435	59,363	2,033	6,986	13,238	11,479	33,737	36,317	25,627

Note: Differences between the totals and the sum of components are due to rounding-off.

NATIONAL GOVERNMENT OF THE REPUBLIC OF THE PHILIPPINES

Statement H

Statement of Approved Budget, Utilizations, Disbursements and Balances

By Department/Office/Agency/Province/City

For Fiscal Year 2014

(in thousand pesos)

Particulars	Approved Budget Total	Budget Utilizations					Disbursements					Unutilized Budget	Unpaid Utilizations
		1st Qtr	2nd Qtr	3rd Qtr	4th Qtr	Total	1st Qtr	2nd Qtr	3rd Qtr	4th Qtr	Total		
Abra State Institute of Science and Technology	19,108	2,141	5,863	4,996	5,899	18,899	2,141	5,863	4,996	5,899	18,899	209	-
Abra													
PS	1,270	90	583	237	345	1,255	90	583	237	345	1,255	15	-
MOOE	12,700	1,877	3,615	3,094	3,979	12,565	1,877	3,615	3,094	3,979	12,565	135	-
CO	5,138	174	1,665	1,664	1,575	5,079	174	1,665	1,664	1,575	5,079	59	-
Apayao State College	23,706	1,730	1,965	4,304	11,204	19,202	1,497	1,334	2,285	10,455	15,572	4,503	3,631
Apayao													
PS	336	16	12	176	60	264	16	12	33	204	264	72	-
MOOE	18,794	1,672	1,953	3,507	8,444	15,576	1,481	1,322	2,137	9,394	14,335	3,218	1,241
CO	4,575	42	-	621	2,699	3,362	-	-	115	858	973	1,213	2,389
Benguet State University	247,019	27,089	50,261	91,245	56,560	225,154	15,740	17,119	26,711	49,488	109,058	21,865	116,096
Benguet													
PS	17,542	858	1,199	1,495	7,705	11,258	858	1,199	1,495	7,705	11,258	6,284	-
MOOE	200,957	24,591	46,574	85,094	44,698	200,957	14,882	15,917	25,182	41,574	97,555	c	103,402
CO	28,520	1,640	2,487	4,656	4,156	12,939	-	3	34	209	246	15,581	12,693
Ifugao State University	70,122	6,425	11,457	18,791	22,476	59,149	5,754	10,088	18,751	16,799	51,393	10,973	7,757
Ifugao													
PS	9,349	659	2,188	2,173	2,667	7,687	659	2,165	2,148	1,318	6,289	1,662	1,398
MOOE	24,426	2,905	4,268	6,210	6,562	19,945	3,236	4,455	6,237	6,016	19,945	4,481	-
CO	36,347	2,861	5,001	10,408	13,247	31,518	1,859	3,468	10,366	9,465	25,159	4,829	6,359
Mountain Province State Polytechnic College	54,705	610	11,064	7,643	13,363	32,680	575	11,057	6,821	8,700	27,153	22,025	5,527
Mt. Province													
PS	4,325	-	1,877	112	859	2,848	-	1,877	112	787	2,776	1,477	72
MOOE	29,280	610	7,338	5,672	9,746	23,366	575	7,331	5,650	8,540	22,096	5,914	1,270
CO	21,100	-	1,849	1,859	2,758	6,466	-	1,849	1,059	(627)	2,281	14,634	4,185
REGION II	785,180	43,435	49,829	222,738	255,371	571,373	40,786	48,325	179,291	275,468	543,870	213,806	27,504
PS	70,225	5,784	11,648	17,907	33,792	69,131	5,676	11,673	17,621	33,959	68,928	1,094	203
MOOE	489,138	26,503	28,374	154,233	169,346	378,457	25,733	26,554	127,339	179,861	359,487	110,681	18,970
CO	225,816	11,147	9,806	50,598	52,234	123,785	9,377	10,098	34,332	61,647	115,454	102,031	8,331

Note: Differences between the totals and the sum of components are due to rounding-off.

NATIONAL GOVERNMENT OF THE REPUBLIC OF THE PHILIPPINES

Statement H

Statement of Approved Budget, Utilizations, Disbursements and Balances

By Department/Office/Agency/Province/City

For Fiscal Year 2014

(in thousand pesos)

Particulars	Approved Budget Total	Budget Utilizations					Disbursements					Unutilized Budget	Unpaid Utilizations
		1st Qtr	2nd Qtr	3rd Qtr	4th Qtr	Total	1st Qtr	2nd Qtr	3rd Qtr	4th Qtr	Total		
Batanes State College	2,686	383	253	748	620	2,004	383	253	748	620	2,004	682	-
Batanes													
PS	240	-	59	63	58	180	-	59	63	58	180	60	-
MOOE	2,328	383	194	579	562	1,718	383	194	579	562	1,718	610	-
CO	118	-	-	106	-	106	-	-	106	-	106	12	-
Cagayan State University	346,392	-	-	145,959	120,193	266,152	-	-	108,914	140,903	249,816	80,241	16,336
Tuguegarao City													
PS	2,628	-	-	1,504	446	1,950	-	-	1,252	589	1,841	678	109
MOOE	227,093	-	-	111,991	93,986	205,977	-	-	90,345	104,831	195,176	21,116	10,801
CO	116,671	-	-	32,464	25,761	58,225	-	-	17,316	35,483	52,799	58,447	5,425
Isabela State University	372,721	37,046	43,538	62,805	114,869	258,259	36,494	41,252	58,049	117,719	253,514	114,463	4,745
Isabela													
PS	65,215	5,429	11,106	15,886	32,576	64,998	5,321	11,130	15,852	32,601	64,904	218	94
MOOE	219,615	22,594	23,471	30,449	58,935	135,450	22,220	22,236	26,305	60,975	131,735	84,166	3,714
CO	87,891	9,023	8,961	16,469	23,359	57,812	8,954	7,885	15,893	24,143	56,875	30,079	937
Nueva Vizcaya State University	42,700	3,477	3,252	7,801	15,056	29,586	1,426	4,066	6,295	11,378	23,165	13,114	6,421
Nueva Vizcaya													
PS	300	-	82	75	144	300	-	82	75	144	300	<i>e</i>	-
MOOE	25,068	1,515	2,677	6,427	12,337	22,957	1,166	2,124	5,463	9,752	18,505	2,111	4,452
CO	17,332	1,962	494	1,299	2,575	6,330	260	1,861	758	1,482	4,361	11,002	1,969
Quirino State College	20,680	2,529	2,786	5,425	4,633	15,373	2,482	2,754	5,285	4,849	15,370	5,307	3
Quirino													
PS	1,842	355	402	379	568	1,704	355	402	379	568	1,704	138	-
MOOE	15,034	2,011	2,032	4,787	3,526	12,356	1,964	2,001	4,647	3,741	12,353	2,678	3
CO	3,804	163	352	260	539	1,313	163	352	260	539	1,313	2,491	-
REGION III	1,819,611	295,931	268,426	359,842	443,761	1,367,960	266,873	235,316	322,847	423,058	1,248,093	451,651	119,867
PS	430,431	61,091	87,328	76,374	96,643	321,436	52,775	84,118	81,274	94,273	312,440	108,995	8,996
MOOE	761,809	127,068	98,852	188,148	226,449	640,518	123,699	87,361	182,473	230,554	624,087	121,292	16,431
FE	25	21	<i>e</i>	1	1	23	21	<i>e</i>	1	1	23	2	-
CO	627,345	107,750	82,246	95,320	120,668	405,984	90,378	63,836	59,099	98,230	311,543	221,362	94,441

Note: Differences between the totals and the sum of components are due to rounding-off.

NATIONAL GOVERNMENT OF THE REPUBLIC OF THE PHILIPPINES

Statement H

Statement of Approved Budget, Utilizations, Disbursements and Balances

By Department/Office/Agency/Province/City

For Fiscal Year 2014

(in thousand pesos)

Particulars	Approved Budget Total	Budget Utilizations					Disbursements					Unutilized Budget	Unpaid Utilizations
		1st Qtr	2nd Qtr	3rd Qtr	4th Qtr	Total	1st Qtr	2nd Qtr	3rd Qtr	4th Qtr	Total		
Aurora State College of Technolgy	8,373	946	1,179	857	2,521	5,503	946	1,179	857	2,417	5,398	2,870	105
Aurora													
PS	850	-	-	36	19	56	-	-	36	19	56	794	-
MOOE	7,148	946	1,179	812	2,457	5,393	946	1,179	812	2,352	5,289	1,754	105
CO	375	-	-	9	45	54	-	-	9	45	54	321	-
Bataan Peninsula State University	21,165	4,730	3,607	4,341	2,636	15,314	3,368	3,325	5,027	1,428	13,148	5,851	2,166
Bataan													
PS	13,850	2,130	1,671	2,215	2,636	8,652	2,130	1,671	1,711	1,428	6,940	5,198	1,713
CO	7,315	2,600	1,936	2,126	-	6,662	1,238	1,654	3,316	-	6,208	653	453
Bulacan Agricultural State College	33,462	5,337	6,604	9,601	10,693	32,235	5,308	6,573	9,246	11,088	32,215	1,227	21
Bulacan													
PS	4,021	824	1,383	740	1,057	4,004	824	1,383	740	1,057	4,004	17	-
MOOE	20,038	3,470	3,457	5,706	6,565	19,197	3,441	3,426	5,351	6,959	19,177	841	21
CO	9,403	1,043	1,764	3,155	3,072	9,034	1,043	1,764	3,155	3,072	9,034	369	-
Bulacan State University	540,466	71,435	61,116	121,076	109,472	363,099	57,830	28,822	100,557	94,346	281,555	177,367	81,544
Malolos City													
PS	104,288	15,560	19,521	20,536	18,174	73,791	8,599	19,348	25,996	15,260	69,203	30,497	4,588
MOOE	207,751	28,794	24,099	67,573	66,949	187,415	35,737	9,474	74,440	62,995	182,645	20,336	4,770
CO	228,426	27,081	17,496	32,967	24,349	101,893	13,494	-	121	16,091	29,706	126,533	72,187
Central Luzon State University	250,753	44,823	38,328	68,596	61,835	213,581	38,527	44,177	53,145	73,594	209,443	37,171	4,138
Nueva Ecija													
PS	14,086	1,711	5,332	1,569	5,474	14,086	1,711	5,332	1,569	5,474	14,086	-	-
MOOE	221,242	40,291	25,492	62,373	55,914	184,071	34,996	31,759	50,876	62,302	179,933	37,171	4,138
CO	15,425	2,821	7,503	4,654	447	15,425	1,821	7,086	700	5,819	15,425	-	-
Don Honorio Ventura Technological State University	389,776	51,815	51,815	51,815	92,115	247,559	51,815	51,815	51,815	69,539	224,983	142,217	22,576
Pampanga													
PS	109,254	10,682	10,682	10,682	19,011	51,058	10,682	10,682	10,682	19,011	51,058	58,197	-
MOOE	77,302	9,983	9,983	9,983	33,685	63,633	9,983	9,983	9,983	28,881	58,829	13,669	4,804
CO	203,220	31,150	31,150	31,150	39,419	132,868	31,150	31,150	31,150	21,647	115,097	70,352	17,772

Note: Differences between the totals and the sum of components are due to rounding-off.

NATIONAL GOVERNMENT OF THE REPUBLIC OF THE PHILIPPINES

Statement H

Statement of Approved Budget, Utilizations, Disbursements and Balances

By Department/Office/Agency/Province/City

For Fiscal Year 2014

(in thousand pesos)

Particulars	Approved Budget Total	Budget Utilizations					Disbursements					Unutilized Budget	Unpaid Utilizations
		1st Qtr	2nd Qtr	3rd Qtr	4th Qtr	Total	1st Qtr	2nd Qtr	3rd Qtr	4th Qtr	Total		
Nueva Ecija University of Science and Technology	168,574	37,256	24,938	30,851	24,498	117,542	33,568	24,446	29,771	23,100	110,885	51,031	6,658
Nueva Ecija													
PS	54,540	11,940	9,965	16,406	6,377	44,689	11,757	9,574	15,889	5,427	42,648	9,852	2,041
MOOE	53,173	11,397	7,516	6,096	6,026	31,035	9,221	6,595	6,207	7,412	29,434	22,138	1,601
CO	60,860	13,919	7,457	8,348	12,095	41,819	12,589	8,277	7,675	10,260	38,802	19,042	3,016
Pampanga Agricultural College	23,466	4,730	3,607	4,341	10,789	23,466	3,368	3,325	5,027	11,746	23,466	-	-
Pampanga													
PS	13,850	2,130	1,671	2,215	7,834	13,850	2,130	1,671	1,711	8,338	13,850	-	-
MOOE	9,616	2,600	1,936	2,126	2,955	9,616	1,238	1,654	3,316	3,408	9,616	-	-
Philippine Merchant Marine Academy	44,338	4,106	6,884	10,539	15,497	37,026	3,577	5,188	8,706	19,556	37,026	7,312	-
Zambales													
PS	6,765	33	1,154	380	4,134	5,701	33	1,147	357	4,164	5,701	1,063	-
MOOE	31,173	3,893	5,245	8,106	9,833	27,076	3,458	3,476	6,515	13,626	27,076	4,097	-
CO	6,400	180	485	2,053	1,530	4,249	86	564	1,833	1,765	4,249	2,151	-
Ramon Magsaysay Technological University	85,009	8,799	25,244	20,634	23,082	77,759	7,424	21,635	20,768	25,805	75,632	7,250	2,127
Zambales													
PS	48,062	5,592	13,326	13,933	15,210	48,062	4,420	10,687	14,923	17,379	47,409	-	654
MOOE	17,802	1,221	2,913	3,394	4,068	11,596	1,018	2,681	2,539	4,807	11,045	6,206	551
CO	19,144	1,986	9,004	3,306	3,804	18,101	1,986	8,267	3,306	3,619	17,178	1,044	923
Tarlac College of Agriculture	39,125	11,990	8,569	9,308	9,258	39,125	11,179	8,295	10,043	9,075	38,592	-	532
Tarlac													
PS	4,716	1,554	2,132	475	556	4,716	1,554	2,132	475	554	4,715	-	1
MOOE	28,832	9,286	5,032	6,644	7,870	28,832	8,474	5,134	7,099	7,684	28,391	-	441
CO	5,576	1,151	1,405	2,188	832	5,576	1,151	1,030	2,469	837	5,486	-	90
Tarlac State University	215,104	49,965	36,536	27,886	81,364	195,750	49,965	36,536	27,886	81,364	195,750	19,354	-
Tarlac													
PS	56,149	8,934	20,492	7,185	16,162	52,772	8,934	20,492	7,185	16,162	52,772	3,376	-
MOOE	87,731	15,189	12,000	15,336	30,128	72,652	15,189	12,000	15,336	30,128	72,652	15,079	-
FE	25	21	c	1	1	23	21	c	1	1	23	2	-
CO	71,200	25,821	4,044	5,364	35,074	70,303	25,821	4,044	5,364	35,074	70,303	897	-

Note: Differences between the totals and the sum of components are due to rounding-off.

NATIONAL GOVERNMENT OF THE REPUBLIC OF THE PHILIPPINES

Statement H

Statement of Approved Budget, Utilizations, Disbursements and Balances

By Department/Office/Agency/Province/City

For Fiscal Year 2014

(in thousand pesos)

Particulars	Approved Budget Total	Budget Utilizations					Disbursements					Unutilized Budget	Unpaid Utilizations
		1st Qtr	2nd Qtr	3rd Qtr	4th Qtr	Total	1st Qtr	2nd Qtr	3rd Qtr	4th Qtr	Total		
REGION IV-A	2,385,169	209,873	297,641	339,082	440,593	1,287,189	174,892	208,844	283,568	346,236	1,013,540	1,097,980	273,649
PS	578,315	106,611	105,337	134,559	176,711	523,217	112,437	114,759	134,403	152,801	514,399	55,098	8,818
MOOE	661,433	62,458	73,333	135,900	169,741	441,431	48,102	60,133	110,936	151,589	370,759	220,003	70,671
CO	1,145,421	40,805	118,972	68,623	94,141	322,541	14,353	33,953	38,229	41,846	128,382	822,880	194,160
Batangas State University	1,281,115	70,755	158,544	106,980	165,594	501,874	64,469	78,497	95,914	121,493	360,373	779,241	141,500
Batangas													
PS	216,967	33,412	27,822	52,713	75,137	189,084	33,087	27,842	52,931	74,149	188,008	27,884	1,076
MOOE	244,387	23,078	31,400	36,447	55,838	146,763	22,079	24,521	32,599	43,170	122,369	97,624	24,394
CO	819,760	14,266	99,322	17,820	34,619	166,027	9,303	26,134	10,384	4,174	49,996	653,734	116,031
Cavite State University	340,763	59,396	64,187	83,981	133,194	340,759	71,653	82,271	95,965	55,910	305,800	4	34,959
Cavite													
PS	187,201	42,176	47,371	39,551	58,102	187,201	51,850	59,570	53,075	22,706	187,201	-	-
MOOE	118,603	17,220	16,816	44,430	40,134	118,599	19,803	22,701	42,890	33,204	118,599	4	-
CO	34,959	-	-	-	34,959	34,959	-	-	-	-	-	c	34,959
Laguna State Polytechnic University	310,565	38,194	36,094	68,410	54,370	197,069	1,867	9,108	42,333	49,890	103,199	113,496	93,870
Laguna													
PS	32,455	4,146	5,437	5,472	7,371	22,426	776	3,059	4,156	6,693	14,684	10,029	7,742
MOOE	182,087	16,985	17,063	39,566	37,667	111,280	1,091	5,533	26,043	32,335	65,003	70,807	46,278
CO	96,023	17,064	13,595	23,372	9,333	63,363	-	516	12,134	10,862	23,512	32,660	39,850
Southern Luzon State University	158,143	22,752	12,353	53,435	13,569	102,109	18,126	12,505	23,079	45,079	98,789	56,034	3,319
Quezon													
PS	51,273	11,275	7,589	19,883	6,441	45,189	11,122	7,171	7,302	19,594	45,189	6,084	-
MOOE	37,530	2,161	1,511	8,616	1,313	13,601	2,114	835	2,562	8,090	13,601	23,929	-
CO	69,340	9,316	3,253	24,935	5,815	43,319	4,890	4,499	13,215	17,395	39,999	26,021	3,319
University of Rizal System	294,583	18,776	26,463	26,276	73,864	145,379	18,776	26,463	26,276	73,864	145,379	149,204	-
Rizal													
PS	90,418	15,602	17,116	16,939	29,659	79,317	15,602	17,116	16,939	29,659	79,317	11,101	-
MOOE	78,827	3,015	6,544	6,841	34,789	51,189	3,015	6,544	6,841	34,789	51,189	27,639	-
CO	125,338	160	2,803	2,496	9,416	14,874	160	2,803	2,496	9,416	14,874	110,464	-

Note: Differences between the totals and the sum of components are due to rounding-off.

NATIONAL GOVERNMENT OF THE REPUBLIC OF THE PHILIPPINES

Statement H

Statement of Approved Budget, Utilizations, Disbursements and Balances

By Department/Office/Agency/Province/City

For Fiscal Year 2014

(in thousand pesos)

Particulars	Approved Budget Total	Budget Utilizations					Disbursements					Unutilized Budget	Unpaid Utilizations
		1st Qtr	2nd Qtr	3rd Qtr	4th Qtr	Total	1st Qtr	2nd Qtr	3rd Qtr	4th Qtr	Total		
REGION IV-B	730,833	63,837	71,378	116,847	216,924	468,985	53,524	65,822	112,461	188,871	420,678	261,849	48,307
PS	115,401	13,230	18,983	20,077	41,506	93,796	13,040	18,987	21,038	33,145	86,209	21,605	7,587
MOOE	346,309	37,706	42,326	75,925	112,906	268,863	34,325	38,336	72,132	114,412	259,204	77,445	9,659
FE	1,032	9	14	5	83	110	9	92	5	5	110	922	-
CO	268,092	12,891	10,055	20,840	62,429	106,216	6,150	8,407	19,287	41,310	75,154	161,877	31,062
Marinduque State College	46,883	7,420	6,385	14,103	13,666	41,573	5,645	5,235	10,420	17,629	38,928	5,310	2,645
Marinduque													
PS	8,707	2,001	2,249	1,908	2,112	8,270	1,894	2,291	1,972	2,113	8,270	437	-
MOOE	31,712	3,931	3,634	10,018	10,300	27,884	3,750	2,608	7,993	11,308	25,659	3,828	2,225
CO	6,465	1,488	502	2,177	1,254	5,420	-	336	454	4,209	4,999	1,045	421
Mindoro State College of Agriculture and Technology	105,169	12,300	11,024	15,588	36,257	75,168	11,501	10,943	14,111	32,257	68,813	30,001	6,355
Mindoro Oriental													
PS	31,982	4,049	4,551	5,413	8,737	22,750	4,049	4,551	5,413	8,190	22,203	9,232	546
MOOE	32,100	5,192	5,386	5,828	12,709	29,115	4,443	5,277	5,801	13,230	28,751	2,985	364
FE	1,032	9	14	5	83	110	9	92	5	5	110	922	-
CO	40,055	3,050	1,073	4,343	14,728	23,194	3,000	1,023	2,893	10,832	17,748	16,862	5,445
Occidental Mindoro State College	141,668	10,412	12,321	14,737	55,902	93,372	6,566	11,136	12,898	39,346	69,947	48,296	23,425
Mindoro Occidental													
PS	11,929	1,590	1,902	1,278	5,307	10,076	1,553	1,847	1,247	4,280	8,926	1,852	1,150
MOOE	50,102	5,079	8,846	10,888	24,362	49,175	3,725	7,817	9,699	24,376	45,617	927	3,558
CO	79,637	3,743	1,573	2,571	26,233	34,120	1,288	1,472	1,952	10,691	15,403	45,517	18,717
Palawan State University	215,876	21,204	22,127	36,960	66,528	146,819	18,853	22,236	45,179	50,965	137,233	69,057	9,586
Puerto Princesa City													
PS	41,945	2,697	6,455	7,741	19,100	35,993	2,697	6,075	9,130	12,453	30,355	5,952	5,638
MOOE	103,731	15,306	13,594	26,503	32,645	88,048	15,170	13,334	27,574	31,970	88,048	15,683	-
CO	70,200	3,201	2,078	2,716	14,783	22,778	986	2,827	8,475	6,542	18,830	47,422	3,948
Romblon State College	62,806	3,430	9,935	14,884	24,814	53,062	3,247	9,069	14,687	24,017	51,019	9,744	2,043
Romblon													
PS	10,289	622	2,369	1,805	3,972	8,769	622	2,369	1,805	3,887	8,684	1,520	84
MOOE	40,599	1,957	5,218	10,504	18,542	36,221	1,804	4,688	10,212	17,640	34,344	4,378	1,878
CO	11,918	850	2,347	2,576	2,300	8,072	821	2,011	2,670	2,490	7,992	3,846	80

Note: Differences between the totals and the sum of components are due to rounding-off.

NATIONAL GOVERNMENT OF THE REPUBLIC OF THE PHILIPPINES

Statement H

Statement of Approved Budget, Utilizations, Disbursements and Balances

By Department/Office/Agency/Province/City

For Fiscal Year 2014

(in thousand pesos)

Particulars	Approved Budget Total	Budget Utilizations					Disbursements					Unutilized Budget	Unpaid Utilizations
		1st Qtr	2nd Qtr	3rd Qtr	4th Qtr	Total	1st Qtr	2nd Qtr	3rd Qtr	4th Qtr	Total		
Western Philippines University	158,430	9,071	9,587	20,575	19,758	58,990	7,711	7,203	15,167	24,656	54,738	99,440	4,253
Puerto Princesa City													
PS	10,550	2,270	1,457	1,933	2,278	7,939	2,223	1,854	1,472	2,221	7,770	2,611	168
MOOE	88,064	6,240	5,647	12,184	14,348	38,420	5,432	4,612	10,852	15,889	36,786	49,644	1,634
CO	59,817	561	2,482	6,458	3,131	12,632	56	737	2,843	6,546	10,182	47,185	2,450
REGION V	851,975	92,050	93,559	132,116	274,571	592,296	54,846	79,990	123,036	267,923	525,796	259,679	66,500
PS	121,907	9,743	21,962	27,148	41,931	100,784	9,506	22,147	24,045	42,537	98,236	21,123	2,548
MOOE	335,247	20,906	24,751	63,211	152,751	261,619	19,539	27,447	51,604	135,609	234,199	73,629	27,420
FE	1,533	-	-	608	925	1,533	-	-	608	925	1,533	-	-
CO	393,289	61,401	46,846	41,150	78,964	228,361	25,801	30,395	46,779	88,852	191,828	164,928	36,533
Bicol State College of Applied Sciences and Technology	44,040	521	8,588	5,847	14,582	29,538	521	8,588	5,847	9,492	24,448	14,502	5,090
Naga City													
PS	8,860	-	818	1,352	1,785	3,955	-	818	1,352	1,785	3,955	4,905	-
MOOE	14,174	521	1,174	3,176	5,936	10,807	521	1,174	3,176	3,126	7,997	3,367	2,810
CO	21,006	-	6,596	1,319	6,861	14,776	-	6,596	1,319	4,581	12,496	6,230	2,280
Bicol University	291,070	49,781	33,924	64,566	83,903	232,174	10,147	16,468	59,098	101,298	187,011	58,896	45,164
Legaspi City													
PS	40,204	497	7,436	14,226	15,892	38,051	217	7,333	11,422	17,752	36,724	2,153	1,327
MOOE	98,333	6,814	4,180	24,367	48,992	84,353	4,502	5,221	17,143	45,232	72,099	13,980	12,254
CO	152,533	42,471	22,308	25,973	19,019	109,771	5,428	3,913	30,533	38,313	78,188	42,763	31,583
Camarines Norte State College	37,931	4,507	8,463	5,186	19,201	37,356	4,507	8,463	5,186	19,201	37,356	575	-
Camarines Norte													
PS	3,906	650	1,468	731	1,057	3,906	650	1,468	731	1,057	3,906	-	-
MOOE	13,377	2,853	2,652	3,654	4,218	13,377	2,853	2,652	3,654	4,218	13,377	-	-
CO	20,649	1,004	4,344	800	13,926	20,074	1,004	4,344	800	13,926	20,074	575	-
Camarines Sur Polytechnic Colleges	119,345	16,362	10,920	14,675	29,359	71,315	17,118	9,807	11,184	29,359	67,469	48,030	3,847
Camarines Sur													
PS	7,041	874	743	1,078	1,839	4,535	874	743	1,076	1,839	4,534	2,506	1
MOOE	37,785	2,647	4,412	10,866	13,969	31,894	3,683	3,310	7,752	13,969	28,714	5,891	3,180
CO	74,519	12,841	5,764	2,731	13,550	34,886	12,561	5,754	2,356	13,550	34,221	39,633	665

Note: Differences between the totals and the sum of components are due to rounding-off.

NATIONAL GOVERNMENT OF THE REPUBLIC OF THE PHILIPPINES

Statement H

Statement of Approved Budget, Utilizations, Disbursements and Balances

By Department/Office/Agency/Province/City

For Fiscal Year 2014

(in thousand pesos)

Particulars	Approved Budget Total	Budget Utilizations					Disbursements					Unutilized Budget	Unpaid Utilizations
		1st Qtr	2nd Qtr	3rd Qtr	4th Qtr	Total	1st Qtr	2nd Qtr	3rd Qtr	4th Qtr	Total		
Catanduanes State University	71,219	2,261	3,411	7,499	25,765	38,936	3,223	8,369	7,557	14,650	33,799	32,283	5,137
Catanduanes													
PS	10,605	851	835	1,272	2,885	5,843	904	812	974	2,165	4,855	4,762	988
MOOE	34,290	1,344	1,699	4,744	16,926	24,713	948	4,718	3,574	11,324	20,564	9,577	4,149
CO	26,324	66	877	1,483	5,954	8,380	1,371	2,839	3,009	1,161	8,380	17,944	-
Central Bicol State University of Agriculture	177,392	9,288	18,957	22,848	40,938	92,030	9,288	18,957	22,848	40,938	92,030	85,362	-
Camarines Sur													
PS	26,003	2,928	7,569	3,693	7,636	21,825	2,928	7,569	3,693	7,636	21,825	4,178	-
MOOE	70,142	4,079	8,086	10,372	21,402	43,939	4,079	8,086	10,372	21,402	43,939	26,203	-
FE	1,533	-	-	608	925	1,533	-	-	608	925	1,533	-	-
CO	79,715	2,282	3,302	8,174	10,976	24,734	2,282	3,302	8,174	10,976	24,734	54,981	-
Dr. Emilio B. Espinosa, Sr. Memorial State College of Agriculture and Technology	26,407	2,790	3,707	5,070	7,243	18,809	2,752	3,745	5,070	6,158	17,724	7,598	1,085
Masbate													
PS	6,412	1,884	302	1,967	1,303	5,456	1,884	302	1,967	1,303	5,456	956	-
MOOE	15,142	607	928	2,821	4,825	9,181	570	966	2,821	4,341	8,697	5,961	484
CO	4,853	298	2,477	282	1,115	4,172	298	2,477	282	514	3,571	682	600
Partido State University	50,139	-	-	-	38,102	38,102	-	-	-	32,981	32,981	12,036	5,121
Camarines Sur													
PS	7,355	-	-	-	5,929	5,929	-	-	-	5,697	5,697	1,426	232
MOOE	36,352	-	-	-	27,764	27,764	-	-	-	24,278	24,278	8,589	3,485
CO	6,431	-	-	-	4,409	4,409	-	-	-	3,006	3,006	2,021	1,404
Sorsogon State College	34,432	6,540	5,590	6,427	15,478	34,035	7,290	5,593	6,247	13,847	32,977	398	1,057
Sorsogon													
PS	11,521	2,059	2,792	2,830	3,604	11,285	2,049	3,103	2,830	3,303	11,285	237	-
MOOE	15,652	2,041	1,619	3,211	8,720	15,591	2,384	1,319	3,111	7,720	14,534	61	1,057
CO	7,259	2,440	1,179	386	3,154	7,159	2,857	1,171	306	2,825	7,159	100	-
REGION VI	1,798,369	230,315	304,261	378,017	399,531	1,312,124	209,550	271,284	355,246	405,510	1,241,589	486,245	70,534
PS	371,385	63,354	77,523	77,649	79,277	297,802	61,320	73,611	73,398	85,078	293,409	73,583	4,394
MOOE	941,772	133,150	158,869	219,762	241,738	753,518	120,733	150,132	214,038	247,898	732,801	188,253	20,718
CO	485,212	33,811	67,869	80,606	78,516	260,803	27,498	47,540	67,810	72,533	215,380	224,409	45,423

Note: Differences between the totals and the sum of components are due to rounding-off.

NATIONAL GOVERNMENT OF THE REPUBLIC OF THE PHILIPPINES

Statement H

Statement of Approved Budget, Utilizations, Disbursements and Balances

By Department/Office/Agency/Province/City

For Fiscal Year 2014

(in thousand pesos)

Particulars	Approved Budget Total	Budget Utilizations					Disbursements					Unutilized Budget	Unpaid Utilizations
		1st Qtr	2nd Qtr	3rd Qtr	4th Qtr	Total	1st Qtr	2nd Qtr	3rd Qtr	4th Qtr	Total		
Aklan State University	117,779	10,779	14,140	18,705	26,784	70,408	10,775	14,140	18,680	25,902	69,497	47,371	911
Aklan													
PS	16,977	4,256	1,795	2,857	4,356	13,265	4,256	1,795	2,857	4,356	13,265	3,713	-
MOOE	62,334	6,149	10,135	13,572	21,430	51,286	6,145	10,135	13,547	20,617	50,444	11,048	842
CO	38,468	374	2,209	2,275	998	5,857	374	2,209	2,275	929	5,788	32,610	70
Capiz State University	167,458	23,683	26,760	29,953	41,564	121,960	20,392	27,641	31,208	40,478	119,720	45,498	2,240
Capiz													
PS	55,693	9,718	10,586	13,072	13,693	47,069	9,714	10,982	13,395	12,978	47,069	8,623	-
MOOE	81,133	10,076	10,895	13,931	22,087	56,990	8,167	11,453	14,763	21,773	56,156	24,143	834
CO	30,633	3,889	5,278	2,950	5,784	17,901	2,510	5,207	3,050	5,728	16,494	12,732	1,406
Carlos C. Hilado Memorial State College	148,847	21,025	20,965	38,014	50,010	130,013	20,215	22,309	30,155	56,423	129,103	18,834	911
Negros Occidental													
PS	39,256	7,705	5,363	12,747	13,442	39,256	7,202	5,743	12,575	13,672	39,193	-	63
MOOE	67,414	10,887	11,862	19,531	25,134	67,414	10,600	12,806	13,277	29,883	66,567	-	847
CO	42,177	2,433	3,740	5,736	11,434	23,343	2,413	3,760	4,303	12,868	23,343	18,834	c
Guimaras State College	60,571	6,708	8,304	10,583	20,818	46,412	6,708	8,304	10,583	20,590	46,184	14,159	228
Guimaras													
PS	5,700	626	1,739	1,329	1,468	5,162	626	1,739	1,329	1,408	5,102	539	60
MOOE	35,462	5,074	4,739	8,194	15,211	33,219	5,074	4,739	8,194	15,176	33,184	2,242	35
CO	19,409	1,007	1,826	1,060	4,139	8,031	1,007	1,826	1,060	4,006	7,898	11,378	133
Iloilo State College of Fisheries	55,757	15,166	11,021	15,193	14,377	55,757	15,166	11,021	15,193	14,377	55,757	-	-
Iloilo City													
PS	6,972	1,611	1,223	1,623	2,515	6,972	1,611	1,223	1,623	2,515	6,972	-	-
MOOE	32,010	7,174	6,779	9,749	8,309	32,010	7,174	6,779	9,749	8,309	32,010	-	-
CO	16,774	6,381	3,020	3,820	3,553	16,774	6,381	3,020	3,820	3,553	16,774	-	-
Central Philippines State University	91,101	12,754	14,246	24,774	29,577	81,351	12,754	14,246	24,774	28,619	80,393	9,750	958
Kabankalan City													
PS	17,918	7,501	4,731	1,686	1,804	15,722	7,501	4,731	1,686	1,799	15,717	2,196	5
MOOE	54,492	4,910	7,378	17,205	21,173	50,666	4,910	7,378	17,205	20,268	49,761	3,826	905
CO	18,691	343	2,137	5,883	6,600	14,963	343	2,137	5,883	6,552	14,915	3,728	48

Note: Differences between the totals and the sum of components are due to rounding-off.

NATIONAL GOVERNMENT OF THE REPUBLIC OF THE PHILIPPINES

Statement H

Statement of Approved Budget, Utilizations, Disbursements and Balances

By Department/Office/Agency/Province/City

For Fiscal Year 2014

(in thousand pesos)

Particulars	Approved Budget Total	Budget Utilizations					Disbursements					Unutilized Budget	Unpaid Utilizations
		1st Qtr	2nd Qtr	3rd Qtr	4th Qtr	Total	1st Qtr	2nd Qtr	3rd Qtr	4th Qtr	Total		
Northern Iloilo State University	71,551	2,592	36,761	24,726	2,053	66,133	2,572	36,477	23,978	2,053	65,081	5,418	1,052
Iloilo													
PS	18,171	627	8,543	6,150	1,366	16,686	627	8,543	6,150	1,366	16,686	1,486	-
MOOE	23,744	911	10,627	10,837	604	22,979	911	10,627	10,837	604	22,979	765	-
CO	29,635	1,054	17,591	7,740	83	26,468	1,034	17,307	6,991	83	25,416	3,167	1,052
Northern Negros State College of Science and Technology	62,939	11,296	6,993	16,354	15,814	50,458	10,574	6,560	15,778	15,247	48,160	12,481	2,298
Sagay City													
PS	29,276	4,741	4,280	7,009	8,049	24,079	4,703	4,063	6,999	7,853	23,618	5,198	461
MOOE	23,982	4,841	2,260	6,946	6,937	20,984	4,300	2,043	6,573	6,699	19,615	2,997	1,369
CO	9,681	1,715	453	2,399	828	5,395	1,572	453	2,206	696	4,927	4,286	468
University of Antique	182,226	25,595	24,183	35,207	39,561	124,546	23,848	18,073	39,230	40,644	121,795	57,680	2,751
Antique													
PS	3,475	70	237	40	271	618	70	237	40	271	618	2,857	-
MOOE	143,198	18,399	18,059	31,051	34,790	102,299	16,652	15,881	33,559	36,138	102,229	40,899	69
CO	35,553	7,126	5,887	4,116	4,500	21,629	7,126	1,955	5,631	4,235	18,948	13,924	2,682
Iloilo Science and Technology	175,250	20,843	28,806	50,501	20,507	120,656	20,843	28,806	47,861	17,102	114,611	54,594	6,046
Iloilo City													
PS	6,801	1,659	1,295	1,539	1,272	5,764	1,659	1,295	1,539	1,272	5,764	1,037	-
MOOE	92,751	15,805	19,699	33,654	20,045	89,203	15,805	19,699	32,636	17,627	85,767	3,548	3,436
CO	75,698	3,379	7,812	15,309	(810)	25,689	3,379	7,812	13,686	(1,797)	23,080	50,008	2,610
West Visayas State University	664,890	79,874	112,082	114,006	138,467	444,430	65,704	83,706	97,806	144,075	391,291	220,461	53,139
Iloilo City													
PS	171,144	24,839	37,731	29,597	31,042	123,209	23,351	33,260	25,205	37,589	119,405	47,935	3,804
MOOE	325,253	48,925	56,435	55,091	66,018	226,468	40,994	48,591	53,698	70,805	214,088	98,784	12,380
CO	168,493	6,110	17,916	29,318	41,407	94,752	1,359	1,855	18,903	35,680	57,797	73,742	36,955
REGION VII	1,160,662	106,703	131,032	322,101	347,469	907,304	106,583	130,081	320,331	347,230	904,226	253,358	3,078
PS	297,289	55,230	48,157	69,230	112,927	285,545	55,230	48,157	69,226	112,884	285,497	11,744	47
MOOE	372,197	40,479	50,084	70,499	89,281	250,343	40,441	49,484	68,665	89,271	247,861	121,855	2,482
CO	491,176	10,993	32,790	182,372	145,261	371,417	10,912	32,440	182,441	145,075	370,868	119,759	549

Note: Differences between the totals and the sum of components are due to rounding-off.

NATIONAL GOVERNMENT OF THE REPUBLIC OF THE PHILIPPINES

Statement H

Statement of Approved Budget, Utilizations, Disbursements and Balances

By Department/Office/Agency/Province/City

For Fiscal Year 2014

(in thousand pesos)

Particulars	Approved Budget Total	Budget Utilizations					Disbursements					Unutilized Budget	Unpaid Utilizations
		1st Qtr	2nd Qtr	3rd Qtr	4th Qtr	Total	1st Qtr	2nd Qtr	3rd Qtr	4th Qtr	Total		
Bohol Island State University	519,336	16,811	39,699	189,522	218,782	464,814	16,811	39,699	189,275	218,782	464,567	54,522	247
Tagbilaran City													
PS	76,095	10,195	12,176	5,281	48,422	76,074	10,195	12,176	5,281	48,422	76,074	21	-
MOOE	124,916	3,812	13,179	25,935	41,624	84,550	3,812	13,179	25,688	41,624	84,303	40,366	247
CO	318,325	2,804	14,344	158,306	128,736	304,190	2,804	14,344	158,306	128,736	304,190	14,135	-
Cebu Normal University	54,755	7,906	10,365	14,660	15,178	48,109	7,906	10,365	14,660	15,178	48,109	6,646	-
Cebu City													
PS	39,431	3,647	8,908	10,015	13,175	35,745	3,647	8,908	10,015	13,175	35,745	3,686	-
MOOE	9,201	1,147	1,003	2,160	2,002	6,312	1,147	1,003	2,160	2,002	6,312	2,889	-
CO	6,123	3,112	454	2,485	1	6,052	3,112	454	2,485	1	6,052	71	-
Cebu Technological University	456,836	66,864	66,752	100,628	95,644	329,888	66,864	66,752	100,628	95,644	329,888	126,948	-
Cebu City													
PS	130,504	32,605	16,045	40,055	41,798	130,504	32,605	16,045	40,055	41,798	130,504	-	-
MOOE	194,936	29,851	33,493	39,151	38,012	140,507	29,851	33,493	39,151	38,012	140,507	54,429	-
CO	131,396	4,407	17,215	21,421	15,834	58,877	4,407	17,215	21,421	15,834	58,877	72,519	-
Negros Oriental State University	84,883	11,815	10,550	13,287	10,854	46,506	11,733	10,513	13,406	9,799	45,451	38,377	1,054
Dumaguete City													
PS	44,938	7,743	9,991	12,918	8,115	38,767	7,743	9,991	12,918	8,115	38,767	6,171	-
MOOE	24,213	3,402	208	369	2,177	6,155	3,402	208	369	1,618	5,596	18,057	559
CO	15,732	670	351	-	562	1,583	589	313	118	67	1,088	14,149	495
Siquijor State College	44,852	3,307	3,665	4,003	7,011	17,987	3,269	2,752	2,362	7,827	16,211	26,865	1,777
Siquijor													
PS	6,321	1,040	1,038	960	1,417	4,455	1,040	1,038	956	1,374	4,407	1,866	47
MOOE	18,931	2,268	2,201	2,883	5,466	12,818	2,229	1,601	1,297	6,016	11,142	6,113	1,676
CO	19,600	-	427	160	128	715	-	114	110	437	661	18,885	54
REGION VIII	1,143,932	99,163	168,374	181,858	261,887	711,282	92,275	151,290	168,395	249,438	661,398	432,649	49,885
PS	239,913	29,315	44,278	50,598	68,699	192,890	28,902	42,338	48,377	68,280	187,897	47,023	4,993
MOOE	504,609	54,217	89,048	89,257	138,274	370,796	50,294	81,901	82,854	134,352	349,400	133,813	21,396
CO	399,410	15,632	35,047	42,003	54,914	147,597	13,080	27,051	37,164	46,806	124,101	251,814	23,496

Note: Differences between the totals and the sum of components are due to rounding-off.

NATIONAL GOVERNMENT OF THE REPUBLIC OF THE PHILIPPINES

Statement H

Statement of Approved Budget, Utilizations, Disbursements and Balances

By Department/Office/Agency/Province/City

For Fiscal Year 2014

(in thousand pesos)

Particulars	Approved Budget Total	Budget Utilizations					Disbursements					Unutilized Budget	Unpaid Utilizations
		1st Qtr	2nd Qtr	3rd Qtr	4th Qtr	Total	1st Qtr	2nd Qtr	3rd Qtr	4th Qtr	Total		
Eastern Samar State University	90,256	9,159	19,772	14,560	29,337	72,829	8,116	19,304	15,137	26,647	69,204	17,427	3,625
Eastern Samar													
PS	9,650	1,858	3,183	1,663	1,860	8,564	1,679	3,198	1,826	1,860	8,564	1,086	-
MOOE	51,953	6,640	14,086	9,484	18,488	48,698	5,796	14,505	9,521	17,844	47,667	3,255	1,031
CO	28,653	661	2,503	3,414	8,989	15,567	640	1,601	3,790	6,942	12,973	13,086	2,594
Eastern Visayas State University	309,261	11,236	17,812	26,597	46,890	102,535	10,361	16,385	25,832	46,509	99,086	206,725	3,449
Tacloban City													
PS	53,609	3,807	7,997	12,972	11,297	36,073	3,807	7,997	12,253	12,015	36,073	17,535	-
MOOE	138,481	6,705	6,502	11,531	31,366	56,104	6,038	6,858	11,059	29,878	53,834	82,377	2,270
CO	117,171	724	3,312	2,094	4,227	10,358	515	1,530	2,519	4,615	9,180	106,813	1,179
Leyte Normal University	117,262	3,203	4,552	6,820	13,602	28,177	3,194	4,552	6,834	11,124	25,703	89,085	2,474
Leyte													
PS	9,173	1,177	1,322	1,243	1,232	4,974	1,168	1,321	1,239	1,246	4,974	4,199	-
MOOE	34,956	2,025	2,537	3,877	7,621	16,060	2,025	2,537	3,895	5,530	13,987	18,895	2,074
CO	73,133	-	694	1,700	4,749	7,142	-	694	1,700	4,349	6,742	65,991	400
Naval State University	95,605	13,014	20,522	17,466	29,577	80,579	11,165	18,908	17,385	30,897	78,355	15,026	2,224
Biliran													
PS	40,801	6,407	7,324	7,366	13,990	35,086	5,957	6,135	7,091	14,194	33,377	5,715	1,710
MOOE	47,004	6,177	9,967	9,910	14,875	40,928	5,109	9,573	10,167	15,790	40,639	6,075	289
CO	7,800	430	3,231	191	713	4,564	99	3,199	127	913	4,339	3,236	226
Northwest Samar State University	49,062	8,546	6,478	7,830	9,089	31,943	8,064	6,121	7,467	8,862	30,514	17,119	1,429
Calbayog City													
PS	25,608	6,177	2,992	4,864	4,321	18,355	6,142	2,992	4,802	4,353	18,290	7,253	65
MOOE	8,638	822	997	1,466	3,089	6,374	807	1,009	1,351	3,167	6,334	2,264	39
CO	14,816	1,547	2,489	1,500	1,679	7,215	1,115	2,120	1,314	1,341	5,890	7,601	1,326
Palompon Institute of Technology	56,603	12,961	9,558	9,561	14,096	46,177	12,102	9,531	9,274	14,402	45,309	10,426	868
Leyte													
PS	16,883	3,553	3,412	5,173	4,303	16,441	3,553	3,393	5,159	4,283	16,387	442	54
MOOE	27,594	7,427	5,287	3,863	6,419	22,995	6,568	5,279	3,729	7,169	22,744	4,599	251
CO	12,126	1,981	860	526	3,374	6,741	1,981	860	386	2,950	6,177	5,385	564

Note: Differences between the totals and the sum of components are due to rounding-off.

NATIONAL GOVERNMENT OF THE REPUBLIC OF THE PHILIPPINES

Statement H

Statement of Approved Budget, Utilizations, Disbursements and Balances

By Department/Office/Agency/Province/City

For Fiscal Year 2014

(in thousand pesos)

Particulars	Approved Budget Total	Budget Utilizations					Disbursements					Unutilized Budget	Unpaid Utilizations
		1st Qtr	2nd Qtr	3rd Qtr	4th Qtr	Total	1st Qtr	2nd Qtr	3rd Qtr	4th Qtr	Total		
Samar State University	53,958	3,543	7,115	13,706	14,397	38,762	3,527	7,102	10,231	13,658	34,517	15,196	4,245
Samar													
PS	19,107	1,036	3,880	4,968	7,415	17,299	978	3,938	3,947	6,630	15,493	1,808	1,805
MOOE	17,084	1,481	2,715	3,307	2,874	10,378	1,967	2,221	3,186	2,672	10,046	6,706	331
CO	17,768	1,026	520	5,431	4,108	11,085	581	943	3,098	4,355	8,977	6,682	2,108
Southern Leyte State University	80,669	6,764	16,310	15,363	24,700	63,136	6,703	16,238	15,492	24,700	63,133	17,533	3
Southern Leyte													
PS	12,774	1,381	4,357	1,998	2,445	10,180	1,381	4,357	1,998	2,445	10,180	2,594	-
MOOE	36,044	3,136	8,147	9,389	15,361	36,033	3,133	8,113	9,423	15,361	36,030	11	3
CO	31,851	2,247	3,806	3,976	6,894	16,923	2,189	3,768	4,071	6,894	16,923	14,928	-
University of Eastern Philippines	165,800	15,540	40,626	38,501	43,221	137,888	14,993	35,060	31,491	37,252	118,797	27,912	19,091
Northern Samar													
PS	33,885	1,329	6,448	5,715	16,621	30,113	1,653	5,765	5,311	16,620	29,349	3,772	764
MOOE	68,473	8,881	22,619	16,364	14,298	62,162	8,503	19,662	12,817	12,487	53,469	6,311	8,693
CO	63,442	5,331	11,559	16,422	12,302	45,614	4,838	9,633	13,363	8,146	35,980	17,828	9,634
Visayas State University Leyte	125,456	15,197	25,627	31,454	36,978	109,256	14,052	18,088	29,251	35,388	96,779	16,200	12,477
PS	18,423	2,589	3,362	4,638	5,215	15,805	2,583	3,242	4,750	4,634	15,209	2,618	596
MOOE	74,383	10,923	16,191	20,066	23,884	71,064	10,348	12,142	17,706	24,453	64,649	3,319	6,415
CO	32,650	1,685	6,073	6,750	7,878	22,386	1,121	2,703	6,795	6,301	16,920	10,264	5,466
REGION IX	512,121	53,812	71,209	91,393	120,561	336,975	50,494	66,702	78,451	92,862	288,509	175,146	48,466
PS	107,519	16,106	21,184	26,054	28,661	92,005	15,752	21,537	24,220	28,384	89,893	15,514	2,112
MOOE	240,611	27,852	35,208	43,118	56,363	162,541	25,756	34,630	37,895	46,232	144,513	78,070	18,028
CO	163,991	9,854	14,816	22,222	35,537	82,429	8,986	10,535	16,337	18,245	54,103	81,562	28,326
J. H. Cerilles State College Zamboanga del Sur	42,928	5,448	4,715	10,357	11,920	32,440	4,517	4,658	9,907	11,420	30,503	10,488	1,937
PS	16,538	2,001	2,332	4,354	7,305	15,992	1,751	2,332	4,354	7,205	15,642	546	350
MOOE	16,902	2,310	1,420	3,413	3,624	10,766	2,059	1,420	3,413	3,424	10,316	6,136	450
CO	9,488	1,137	963	2,591	992	5,682	707	906	2,141	792	4,546	3,806	1,137

Note: Differences between the totals and the sum of components are due to rounding-off.

NATIONAL GOVERNMENT OF THE REPUBLIC OF THE PHILIPPINES

Statement H

Statement of Approved Budget, Utilizations, Disbursements and Balances

By Department/Office/Agency/Province/City

For Fiscal Year 2014

(in thousand pesos)

Particulars	Approved Budget Total	Budget Utilizations					Disbursements					Unutilized Budget	Unpaid Utilizations
		1st Qtr	2nd Qtr	3rd Qtr	4th Qtr	Total	1st Qtr	2nd Qtr	3rd Qtr	4th Qtr	Total		
Jose Rizal Memorial State University	222,120	14,752	25,475	35,840	60,928	136,994	14,882	24,702	27,300	46,724	113,608	85,126	23,385
Zamboanga del Norte													
PS	43,280	4,435	7,761	9,082	12,468	33,746	4,332	8,120	7,242	12,478	32,171	9,533	1,576
MOOE	88,615	7,234	12,416	12,783	24,970	57,403	6,720	12,440	11,368	20,366	50,895	31,212	6,508
CO	90,226	3,082	5,297	13,975	23,489	45,844	3,831	4,141	8,691	13,880	30,543	44,381	15,301
Western Mindanao State University	173,593	16,149	26,863	28,518	34,178	105,708	16,111	26,110	25,281	21,601	89,104	67,885	16,605
Zamboanga City													
PS	37,189	7,194	8,968	9,005	6,899	32,067	7,194	8,968	9,005	6,713	31,880	5,122	187
MOOE	95,829	8,955	14,362	16,176	21,125	60,618	8,916	14,096	13,848	14,549	51,409	35,211	9,209
CO	40,575	-	3,534	3,337	6,153	13,023	-	3,046	2,428	340	5,814	27,551	7,209
Zamboanga City State Polytechnic College	39,849	9,996	9,893	9,501	-	29,390	7,516	7,607	9,912	-	25,036	10,459	4,354
Zamboanga City													
PS	4,200	1,190	1,631	1,125	-	3,945	1,190	1,625	1,131	-	3,945	255	-
MOOE	25,444	7,547	5,099	7,467	-	20,114	6,255	5,251	7,265	-	18,770	5,330	1,344
CO	10,205	1,259	3,163	909	-	5,331	72	732	1,517	-	2,320	4,874	3,010
Zamboanga State College of Marine Sciences and Technology	33,631	7,467	4,263	7,178	13,535	32,443	7,467	3,625	6,050	13,116	30,258	1,188	2,185
Zamboanga City													
PS	6,312	1,286	492	2,488	1,989	6,255	1,286	492	2,488	1,989	6,255	57	-
MOOE	13,821	1,806	1,911	3,279	6,644	13,640	1,806	1,423	2,002	7,893	13,124	181	517
CO	13,498	4,375	1,860	1,411	4,902	12,548	4,375	1,710	1,560	3,234	10,879	950	1,669
REGION X	1,680,295	117,119	142,621	191,291	396,091	847,122	91,855	117,952	183,954	208,778	602,540	833,172	244,582
PS	246,288	31,815	34,742	53,581	52,580	172,719	31,433	33,693	54,197	50,279	169,603	73,569	3,117
MOOE	700,069	68,728	78,320	111,297	165,124	423,469	53,332	67,993	98,379	144,086	363,790	276,599	59,679
CO	733,938	16,575	29,559	26,413	178,387	250,934	7,090	16,266	31,378	14,413	69,147	483,005	181,787
Bukidnon State University	389,294	43,733	50,566	79,824	99,247	273,370	39,453	48,407	76,586	90,335	254,782	115,924	18,588
Malaybalay City													
PS	110,254	19,866	17,884	31,742	31,454	100,947	19,717	17,843	31,467	31,919	100,946	9,308	c
MOOE	227,088	20,815	27,531	43,382	58,170	149,897	18,491	25,181	36,498	58,357	138,527	77,190	11,371
CO	51,952	3,051	5,151	4,701	9,623	22,527	1,245	5,384	8,621	59	15,309	29,426	7,218

Note: Differences between the totals and the sum of components are due to rounding-off.

NATIONAL GOVERNMENT OF THE REPUBLIC OF THE PHILIPPINES

Statement H

Statement of Approved Budget, Utilizations, Disbursements and Balances

By Department/Office/Agency/Province/City

For Fiscal Year 2014

(in thousand pesos)

Particulars	Approved Budget Total	Budget Utilizations					Disbursements					Unutilized Budget	Unpaid Utilizations
		1st Qtr	2nd Qtr	3rd Qtr	4th Qtr	Total	1st Qtr	2nd Qtr	3rd Qtr	4th Qtr	Total		
Camiguin Polytechnic State College	25,904	3,121	2,245	3,721	4,611	13,698	3,121	2,245	3,705	4,611	13,682	12,206	15
Camiguin													
MOOE	22,471	2,695	2,033	3,368	4,328	12,423	2,695	2,033	3,352	4,328	12,408	10,048	15
CO	3,433	426	212	353	283	1,275	426	212	353	283	1,275	2,158	-
Central Mindanao University	358,957	30,212	42,303	47,223	53,036	172,774	23,954	31,859	43,182	47,825	146,819	186,183	25,955
Bukidnon													
PS	86,240	8,659	14,128	12,442	10,121	45,350	8,589	13,353	13,172	10,236	45,350	40,890	c
MOOE	154,420	18,703	18,094	22,156	29,706	88,659	14,218	15,469	21,756	30,375	81,817	65,761	6,842
CO	118,297	2,850	10,082	12,625	13,209	38,765	1,147	3,037	8,253	7,214	19,652	79,532	19,113
Mindanao University of Science and Technology	671,332	11,317	15,354	27,017	198,568	252,257	8,819	10,555	20,800	30,188	70,362	419,075	181,895
Cagayan de Oro City													
PS	46,917	2,976	2,285	8,702	10,601	24,565	2,950	1,927	8,863	7,862	21,603	22,353	2,961
MOOE	133,585	7,141	10,567	17,392	41,043	76,143	5,788	8,439	11,490	21,842	47,559	57,442	28,584
CO	490,830	1,200	2,502	923	146,924	151,549	80	188	447	484	1,199	339,280	150,350
MSU - Iligan Institute of Technology	167,755	21,665	21,763	20,160	24,665	88,252	9,973	16,365	25,582	24,132	76,052	79,503	12,200
Iligan City													
PS	181	124	57	-	-	181	-	181	-	-	181	-	-
MOOE	102,112	12,626	11,873	12,777	16,952	54,227	5,846	8,875	13,744	18,368	46,833	47,885	7,394
CO	65,462	8,915	9,833	7,383	7,713	33,844	4,127	7,309	11,838	5,765	29,038	31,618	4,807
Misamis Oriental State College of Agriculture and Technology	45,266	5,139	6,929	7,336	8,866	28,271	4,603	5,060	8,230	4,625	22,518	16,996	5,752
Misamis Oriental													
PS	1,299	178	166	161	209	714	165	166	161	66	559	585	155
MOOE	40,703	4,828	4,984	6,748	8,062	24,623	4,373	4,758	6,203	3,990	19,325	16,081	5,298
CO	3,264	133	1,778	428	596	2,934	64	136	1,866	569	2,635	330	299

Note: Differences between the totals and the sum of components are due to rounding-off.

NATIONAL GOVERNMENT OF THE REPUBLIC OF THE PHILIPPINES

Statement H

Statement of Approved Budget, Utilizations, Disbursements and Balances

By Department/Office/Agency/Province/City

For Fiscal Year 2014

(in thousand pesos)

Particulars	Approved Budget Total	Budget Utilizations					Disbursements					Unutilized Budget	Unpaid Utilizations
		1st Qtr	2nd Qtr	3rd Qtr	4th Qtr	Total	1st Qtr	2nd Qtr	3rd Qtr	4th Qtr	Total		
Northwestern Mindanao State													
College Science and Technology	21,786	1,932	3,461	6,010	7,098	18,500	1,932	3,461	5,869	7,062	18,324	3,286	176
Misamis Occidental													
PS	1,396	12	222	534	196	963	12	222	534	196	963	433	c
MOOE	19,690	1,920	3,239	5,476	6,863	17,498	1,920	3,239	5,335	6,827	17,322	2,192	176
CO	700	-	-	-	39	39	-	-	-	39	39	661	-
REGION XI	609,651	62,426	59,012	82,503	101,345	305,286	45,762	58,076	83,963	101,243	289,044	304,364	16,242
PS	80,587	7,553	21,010	17,785	21,068	67,416	7,553	20,883	17,787	21,022	67,245	13,172	171
MOOE	259,602	39,512	26,316	53,221	66,845	185,896	30,291	23,721	52,681	68,837	175,530	73,707	10,365
CO	269,461	15,361	11,686	11,497	13,431	51,975	7,918	13,472	13,495	11,384	46,269	217,486	5,706
Davao del Norte State													
College	53,737	5,503	11,770	13,874	10,592	41,739	5,503	7,572	16,582	11,745	41,402	11,999	336
Panabo City													
PS	4,398	68	822	406	1,493	2,789	68	822	406	1,417	2,713	1,609	76
MOOE	37,293	5,305	7,380	11,252	7,476	31,413	5,305	5,077	13,474	7,444	31,299	5,881	114
CO	12,046	130	3,568	2,216	1,623	7,537	130	1,674	2,702	2,885	7,391	4,509	146
Davao Oriental State College of Science and Technology	79,700	14,806	7,390	16,440	20,530	59,165	7,061	5,661	12,361	18,700	43,783	20,535	15,382
Mati City													
PS	3,333	329	397	368	1,085	2,179	329	329	415	1,020	2,092	1,154	87
MOOE	51,027	12,952	5,885	12,721	13,933	45,491	6,286	4,862	9,108	15,454	35,710	5,536	9,781
CO	25,341	1,525	1,108	3,351	5,512	11,495	446	470	2,838	2,226	5,980	13,845	5,515
Southern Philippines													
Agri-Business & Marine & Aquatic School of Technology	30,674	6,329	5,554	8,468	6,640	26,991	6,329	5,522	8,338	6,665	26,854	3,683	137
Davao del Sur													
PS	7,827	970	1,404	2,422	1,622	6,419	970	1,404	2,354	1,683	6,411	1,408	8
MOOE	16,847	2,908	3,372	4,763	4,571	15,613	2,908	3,340	4,702	4,535	15,485	1,234	129
CO	6,000	2,451	778	1,283	447	4,959	2,451	778	1,283	447	4,959	1,041	-

Note: Differences between the totals and the sum of components are due to rounding-off.

NATIONAL GOVERNMENT OF THE REPUBLIC OF THE PHILIPPINES

Statement H

Statement of Approved Budget, Utilizations, Disbursements and Balances

By Department/Office/Agency/Province/City

For Fiscal Year 2014

(in thousand pesos)

Particulars	Approved Budget Total	Budget Utilizations					Disbursements					Unutilized Budget	Unpaid Utilizations
		1st Qtr	2nd Qtr	3rd Qtr	4th Qtr	Total	1st Qtr	2nd Qtr	3rd Qtr	4th Qtr	Total		
University of Southeastern Philippines	445,539	35,789	34,299	43,721	63,583	177,392	26,870	39,321	46,682	64,133	177,005	268,147	387
Davao City													
PS	65,030	6,186	18,388	14,588	16,868	56,029	6,186	18,328	14,612	16,903	56,029	9,001	-
MOOE	154,435	18,348	9,679	24,486	40,866	93,379	15,792	10,443	25,397	41,404	93,037	61,057	342
CO	226,074	11,255	6,232	4,647	5,850	27,984	4,891	10,550	6,672	5,826	27,939	198,090	45
REGION XII	492,838	48,236	71,858	90,854	124,662	335,611	45,782	62,229	90,201	128,692	326,905	157,227	8,706
PS	26,992	5,930	4,563	7,564	8,825	26,881	5,930	4,563	7,564	8,825	26,881	111	-
MOOE	374,533	39,025	63,788	72,964	101,346	277,123	36,571	54,459	74,959	103,850	269,839	97,410	7,284
CO	91,313	3,282	3,507	10,327	14,491	31,607	3,282	3,207	7,678	16,018	30,184	59,706	1,422
Cotabato City State Polytechnic College	42,239	8,274	5,846	10,245	11,854	36,218	8,274	5,846	10,245	11,854	36,218	6,021	-
Cotabato													
PS	25,526	5,792	4,155	7,171	8,297	25,415	5,792	4,155	7,171	8,297	25,415	111	-
MOOE	10,793	2,482	1,451	3,073	3,556	10,563	2,482	1,451	3,073	3,556	10,563	230	-
CO	5,920	-	240	-	-	240	-	240	-	-	240	5,680	-
Cotabato Foundation College of Science & Technology	22,802	3,471	4,101	5,173	7,565	20,310	3,471	4,101	5,173	7,565	20,310	2,492	-
Cotabato													
PS	1,466	138	409	392	528	1,466	138	409	392	528	1,466	-	-
MOOE	17,421	3,223	3,410	4,080	6,185	16,898	3,223	3,410	4,080	6,185	16,898	523	-
CO	3,915	110	282	701	853	1,946	110	282	701	853	1,946	1,969	-
Sultan Kudarat State University	110,708	19,466	19,739	28,206	33,680	101,091	19,466	19,739	25,167	36,719	101,091	9,617	-
Sultan Kudarat													
MOOE	85,276	16,295	18,474	23,032	25,574	83,375	16,295	18,474	20,251	28,355	83,375	1,900	-
CO	25,432	3,172	1,264	5,174	8,106	17,716	3,172	1,264	4,915	8,364	17,716	7,716	-
University of Southern Mindanao	317,090	17,025	42,173	47,230	71,563	177,992	14,571	32,544	49,616	72,555	169,286	139,097	8,706
Cotabato													
MOOE	261,043	17,025	40,453	42,779	66,030	166,287	14,571	31,124	47,554	65,754	159,003	94,757	7,284
CO	56,046	-	1,721	4,452	5,533	11,705	-	1,421	2,062	6,801	10,283	44,341	1,422

Note: Differences between the totals and the sum of components are due to rounding-off.

NATIONAL GOVERNMENT OF THE REPUBLIC OF THE PHILIPPINES

Statement H

Statement of Approved Budget, Utilizations, Disbursements and Balances

By Department/Office/Agency/Province/City

For Fiscal Year 2014

(in thousand pesos)

Particulars	Approved Budget Total	Budget Utilizations					Disbursements					Unutilized Budget	Unpaid Utilizations
		1st Qtr	2nd Qtr	3rd Qtr	4th Qtr	Total	1st Qtr	2nd Qtr	3rd Qtr	4th Qtr	Total		
REGION XIII	195,092	25,333	28,940	54,235	35,369	143,877	24,967	27,289	50,476	39,671	142,403	51,216	1,474
PS	41,287	6,426	6,799	15,274	8,495	36,994	6,274	6,317	15,866	8,537	36,994	4,293	c
MOOE	89,197	13,361	17,665	27,034	17,544	75,604	13,225	16,883	25,565	18,767	74,439	13,593	1,164
CO	64,608	5,546	4,476	11,927	9,330	31,279	5,469	4,089	9,046	12,366	30,969	33,330	309
Agusan del Sur State College of Agriculture and Technology	34,608	4,773	6,517	9,238	7,509	28,038	4,773	6,517	9,238	7,509	28,038	6,570	-
Agusan del Sur													
PS	8,255	929	1,188	2,907	2,981	8,005	929	1,188	2,907	2,981	8,005	250	-
MOOE	18,979	2,788	4,702	4,409	4,227	16,127	2,788	4,702	4,409	4,227	16,127	2,852	-
CO	7,373	1,055	628	1,922	301	3,906	1,055	628	1,922	301	3,906	3,467	-
Caraga State University	12,912	756	1,161	2,531	2,679	7,127	710	648	2,849	2,708	6,915	5,785	212
Butuan City													
PS	1,567	33	166	203	-	402	-	33	369	-	402	1,165	-
MOOE	10,914	723	857	2,305	2,679	6,564	710	615	2,319	2,708	6,352	4,350	212
CO	431	-	138	23	-	161	-	-	161	-	161	271	-
Surigao del Sur State University	68,766	9,229	10,875	19,751	13,529	53,384	9,229	10,875	19,751	13,529	53,384	15,383	-
Surigao del Sur													
PS	10,871	1,531	2,260	4,545	258	8,594	1,531	2,260	4,545	258	8,594	2,278	-
MOOE	32,734	5,771	7,183	11,434	5,372	29,760	5,771	7,183	11,434	5,372	29,760	2,974	-
CO	25,161	1,927	1,432	3,772	7,899	15,030	1,927	1,432	3,772	7,899	15,030	10,131	-
Surigao State College of Technology	78,807	10,575	10,386	22,715	11,652	55,328	10,256	9,248	18,639	15,924	54,067	23,478	1,261
Surigao City													
PS	20,594	3,932	3,185	7,620	5,256	19,994	3,814	2,836	8,045	5,298	19,994	600	c
MOOE	26,570	4,079	4,922	8,885	5,266	23,153	3,955	4,383	7,402	6,460	22,201	3,417	952
CO	31,643	2,564	2,279	6,210	1,130	12,182	2,487	2,029	3,191	4,166	11,873	19,461	309
ARMM	279,286	44,869	36,921	55,451	66,463	203,704	47,429	33,861	54,029	64,433	199,751	75,582	3,952
PS	72,061	12,960	12,513	17,787	19,692	62,951	13,999	11,127	17,625	18,109	60,860	9,109	2,091
MOOE	169,873	28,380	20,399	30,172	32,556	111,507	30,180	18,874	28,758	32,096	109,908	58,366	1,599
CO	37,352	3,530	4,009	7,491	14,215	29,245	3,250	3,861	7,645	14,227	28,983	8,107	262

Note: Differences between the totals and the sum of components are due to rounding-off.

NATIONAL GOVERNMENT OF THE REPUBLIC OF THE PHILIPPINES

Statement H

Statement of Approved Budget, Utilizations, Disbursements and Balances

By Department/Office/Agency/Province/City

For Fiscal Year 2014

(in thousand pesos)

Particulars	Approved Budget Total	Budget Utilizations					Disbursements					Unutilized Budget	Unpaid Utilizations
		1st Qtr	2nd Qtr	3rd Qtr	4th Qtr	Total	1st Qtr	2nd Qtr	3rd Qtr	4th Qtr	Total		
Adiong Memorial Polytechnic State College	813	201	201	201	210	813	201	201	201	210	813	-	-
Lanao del Sur													
PS	813	201	201	201	210	813	201	201	201	210	813	-	-
Basilan State College	29,950	3,264	3,476	5,005	13,094	24,838	3,205	3,346	5,127	11,103	22,781	5,111	2,057
Basilan													
PS	10,230	1,637	1,055	2,822	3,788	9,302	1,622	967	2,908	2,681	8,178	928	1,124
MOOE	11,895	1,540	2,237	1,974	3,615	9,366	1,540	2,152	2,010	2,844	8,545	2,529	821
CO	7,825	87	184	209	5,690	6,170	44	227	209	5,578	6,058	1,654	112
Mindanao State University	184,755	29,541	21,420	35,048	38,273	124,282	29,075	21,183	34,691	37,741	122,691	60,474	1,591
Marawi City													
PS	39,660	6,550	5,837	9,990	10,800	33,177	6,550	5,812	9,901	9,947	32,209	6,484	967
MOOE	130,248	22,149	13,518	22,935	24,103	82,705	21,919	13,498	22,513	24,300	82,230	47,543	474
CO	14,848	842	2,066	2,123	3,370	8,400	607	1,873	2,277	3,494	8,251	6,447	149
MSU- Tawi-Tawi College of Technology and Oceanography	10,982	179	246	267	298	990	179	246	267	298	990	9,992	-
Tawi-Tawi													
PS	2,000	48	85	68	102	302	48	85	68	102	302	1,698	-
MOOE	8,982	131	161	200	197	688	131	161	200	197	688	8,294	-
Sulu State College	46,737	10,614	9,774	13,174	13,169	46,732	13,698	7,081	11,987	13,662	46,428	5	304
Sulu													
PS	17,600	4,400	4,400	4,400	4,400	17,600	5,454	3,127	4,241	4,778	17,600	-	-
MOOE	14,457	3,614	3,614	3,614	3,614	14,457	5,644	2,194	2,586	3,729	14,153	-	304
CO	14,680	2,600	1,760	5,160	5,155	14,675	2,600	1,760	5,160	5,155	14,675	5	-
Tawi-Tawi Regional Agricultural College	6,049	1,070	1,805	1,756	1,418	6,049	1,070	1,805	1,756	1,418	6,049	-	-
Tawi-Tawi													
PS	1,757	125	936	306	391	1,757	125	936	306	391	1,757	-	-
MOOE	4,292	946	869	1,450	1,027	4,292	946	869	1,450	1,027	4,292	-	-

Note: Differences between the totals and the sum of components are due to rounding-off.

NATIONAL GOVERNMENT OF THE REPUBLIC OF THE PHILIPPINES

Statement H

Statement of Approved Budget, Utilizations, Disbursements and Balances

By Department/Office/Agency/Province/City

For Fiscal Year 2014

(in thousand pesos)

Particulars	Approved Budget Total	Budget Utilizations					Disbursements					Unutilized Budget	Unpaid Utilizations
		1st Qtr	2nd Qtr	3rd Qtr	4th Qtr	Total	1st Qtr	2nd Qtr	3rd Qtr	4th Qtr	Total		
DEPARTMENT OF FINANCE													
TOTAL	171,310	7,767	53,629	22,245	81,216	164,857	7,178	45,586	19,559	74,394	146,717	6,453	18,141
PS	128,410	2,325	27,759	17,688	80,637	128,410	2,325	27,759	17,684	65,626	113,395	-	15,015
MOOE	32,936	5,377	25,603	2,563	(607)	32,936	4,788	17,560	1,821	8,768	32,936	-	-
CO	9,964	65	267	1,994	1,186	3,512	65	267	54	-	386	6,453	3,126
Securities and Exchange Commission													
TOTAL	171,310	7,767	53,629	22,245	81,216	164,857	7,178	45,586	19,559	74,394	146,717	6,453	18,141
NCR - Mandaluyong City													
PS	128,410	2,325	27,759	17,688	80,637	128,410	2,325	27,759	17,684	65,626	113,395	-	15,015
MOOE	32,936	5,377	25,603	2,563	(607)	32,936	4,788	17,560	1,821	8,768	32,936	-	-
CO	9,964	65	267	1,994	1,186	3,512	65	267	54	-	386	6,453	3,126
DEPARTMENT OF HEALTH													
TOTAL	5,056,147	885,710	924,866	1,125,900	1,088,118	4,024,595	457,593	742,290	928,332	798,873	2,927,088	1,031,553	1,097,507
MOOE	3,827,227	742,894	743,450	917,353	850,201	3,253,898	424,910	653,831	788,419	694,406	2,561,566	573,329	692,333
CO	1,228,920	142,816	181,416	208,547	237,917	770,696	32,684	88,458	139,913	104,467	365,522	458,224	405,174
NCR	1,424,501	189,961	233,566	269,407	351,836	1,044,769	67,990	109,391	218,296	187,788	583,466	379,732	461,303
MOOE	899,288	158,776	169,016	207,696	248,312	783,800	62,984	90,451	182,926	162,976	499,337	115,488	284,463
CO	525,213	31,185	64,550	61,711	103,524	260,969	5,006	18,941	35,370	24,812	84,128	264,244	176,841
San Lorenzo Ruiz Special Hospital	21,158	3,652	4,612	5,159	6,691	20,114	3,652	4,490	4,702	5,586	18,431	1,044	1,683
Malabon City													
MOOE	20,585	3,652	4,505	5,107	6,278	19,541	3,652	4,490	4,702	5,586	18,431	1,044	1,110
CO	573	-	107	52	414	573	-	-	-	-	-	-	573
National Center for Mental Health	96,677	10,851	8,208	8,050	29,069	56,178	6,547	12,775	10,382	20,285	49,989	40,499	6,189
Mandaluyong City													
MOOE	71,424	805	2,829	5,999	21,291	30,925	2,038	2,314	7,112	15,814	27,278	40,499	3,647
CO	25,253	10,046	5,379	2,050	7,778	25,253	4,509	10,462	3,269	4,471	22,711	-	2,542

Note: Differences between the totals and the sum of components are due to rounding-off.

NATIONAL GOVERNMENT OF THE REPUBLIC OF THE PHILIPPINES

Statement H

Statement of Approved Budget, Utilizations, Disbursements and Balances

By Department/Office/Agency/Province/City

For Fiscal Year 2014

(in thousand pesos)

Particulars	Approved Budget Total	Budget Utilizations					Disbursements					Unutilized Budget	Unpaid Utilizations
		1st Qtr	2nd Qtr	3rd Qtr	4th Qtr	Total	1st Qtr	2nd Qtr	3rd Qtr	4th Qtr	Total		
Jose R. Reyes Memorial Medical Center	316,679	55,643	55,978	44,443	69,976	226,040	-	-	31,226	15,256	46,483	90,639	179,558
Manila City													
MOOE	201,443	51,872	46,077	43,378	60,115	201,443	-	-	30,937	10,851	41,787	-	159,655
CO	115,237	3,771	9,901	1,065	9,861	24,598	-	-	290	4,406	4,695	90,639	19,902
Jose Fabella Memorial Hospital	264,269	29,291	49,695	45,250	32,151	156,388	14,893	23,348	34,857	36,576	109,675	107,881	46,713
Manila City													
MOOE	156,028	28,960	35,064	41,152	24,415	129,591	14,806	23,211	34,259	30,276	102,551	26,437	27,040
CO	108,241	332	14,631	4,098	7,736	26,797	88	137	598	6,301	7,124	81,444	19,673
Amang Rodriguez Medical Center	169,610	14,414	15,547	41,741	45,900	117,602	4,753	20,289	31,535	40,120	96,697	52,007	20,905
Marikina City													
MOOE	127,207	7,604	15,476	40,064	43,312	106,455	4,677	16,256	30,135	38,600	89,668	20,752	16,787
CO	42,402	6,811	70	1,677	2,589	11,147	76	4,033	1,400	1,520	7,029	31,255	4,118
Bureau of Food and Drugs Administration	35,084	-	-	2,116	14,458	16,574	-	-	317	-	317	18,510	16,257
Muntinlupa City													
MOOE	18,092	-	-	-	-	-	-	-	-	-	-	18,092	-
CO	16,992	-	-	2,116	14,458	16,574	-	-	317	-	317	418	16,257
Rizal Medical Center	168,955	31,615	44,256	31,474	42,741	150,086	11,281	-	31,226	15,256	57,763	18,869	92,322
Pasig City													
MOOE	110,751	30,469	25,826	24,716	21,077	102,087	11,281	-	30,937	10,851	53,068	8,664	49,019
CO	58,203	1,147	18,430	6,758	21,664	47,998	-	-	290	4,406	4,695	10,205	43,303
National Children's Hospital Quezon City	94,159	10,136	12,554	10,459	33,122	66,272	7,919	16,930	17,681	17,690	60,220	27,887	6,052
Manila City													
MOOE	53,732	5,653	7,631	8,802	31,647	53,732	7,585	12,676	16,569	16,902	53,732	-	-
CO	40,426	4,484	4,923	1,657	1,476	12,540	334	4,254	1,112	787	6,488	27,887	6,052

Note: Differences between the totals and the sum of components are due to rounding-off.

NATIONAL GOVERNMENT OF THE REPUBLIC OF THE PHILIPPINES

Statement H

Statement of Approved Budget, Utilizations, Disbursements and Balances

By Department/Office/Agency/Province/City

For Fiscal Year 2014

(in thousand pesos)

Particulars	Approved Budget Total	Budget Utilizations					Disbursements					Unutilized Budget	Unpaid Utilizations
		1st Qtr	2nd Qtr	3rd Qtr	4th Qtr	Total	1st Qtr	2nd Qtr	3rd Qtr	4th Qtr	Total		
Quirino Memorial Medical Center	257,911	34,357	42,716	80,715	77,726	235,515	18,945	31,559	56,368	37,019	143,890	22,396	91,624
Quezon City													
MOOE	140,025	29,762	31,607	38,478	40,178	140,025	18,945	31,504	28,274	34,098	112,821	-	27,204
CO	117,886	4,595	11,109	42,237	37,548	95,490	-	54	28,094	2,921	31,069	22,396	64,420
REGION I	526,080	62,100	75,882	106,284	112,155	356,420	36,581	53,611	72,867	124,480	287,540	169,660	68,880
MOOE	431,289	54,537	55,356	71,271	82,861	264,025	33,365	44,929	64,666	83,345	226,304	167,263	37,721
CO	94,791	7,563	20,526	35,012	29,294	92,395	3,216	8,682	8,201	41,135	61,235	2,397	31,159
Mariano Marcos Memorial Hospital and Medical Center	287,441	16,714	27,942	38,318	37,204	120,178	3,522	14,549	23,239	50,095	91,405	167,263	28,773
Ilocos Norte													
MOOE	235,000	15,325	16,227	14,418	21,767	67,736	3,522	13,399	20,362	19,415	56,698	167,263	11,038
CO	52,441	1,389	11,715	23,899	15,438	52,441	-	1,150	2,877	30,680	34,707	-	17,735
Ilocos Training and Regional Medical Center	238,639	45,386	47,940	67,966	74,950	236,242	33,058	39,063	49,628	74,386	196,135	2,397	40,107
La Union													
MOOE	196,289	39,212	39,130	56,853	61,094	196,289	29,842	31,530	44,304	63,930	169,606	-	26,683
CO	42,350	6,174	8,810	11,113	13,856	39,953	3,216	7,533	5,324	10,456	26,529	2,397	13,425
CAR	363,613	69,281	71,522	82,162	77,848	300,814	34,645	74,461	75,929	74,532	259,567	62,799	41,247
MOOE	359,613	68,911	71,316	80,481	76,868	297,575	33,920	74,147	74,881	74,485	257,433	62,038	40,143
CO	4,000	370	206	1,681	981	3,239	725	314	1,048	47	2,134	761	1,105
Baguio General Hospital and Medical Center	328,897	67,834	67,413	64,543	69,617	269,406	32,256	72,252	61,070	67,466	233,044	59,490	36,362
Baguio City													
MOOE	328,897	67,834	67,413	64,543	69,617	269,406	32,256	72,252	61,070	67,466	233,044	59,490	36,362
Far North Luzon General Hospital	34,716	1,448	4,109	17,619	8,231	31,408	2,389	2,209	14,859	7,066	26,523	3,308	4,885
Apayao													
MOOE	30,716	1,077	3,903	15,938	7,251	28,169	1,664	1,895	13,811	7,019	24,389	2,547	3,780
CO	4,000	370	206	1,681	981	3,239	725	314	1,048	47	2,134	761	1,105

Note: Differences between the totals and the sum of components are due to rounding-off.

NATIONAL GOVERNMENT OF THE REPUBLIC OF THE PHILIPPINES

Statement H

Statement of Approved Budget, Utilizations, Disbursements and Balances

By Department/Office/Agency/Province/City

For Fiscal Year 2014

(in thousand pesos)

Particulars	Approved Budget Total	Budget Utilizations					Disbursements					Unutilized Budget	Unpaid Utilizations
		1st Qtr	2nd Qtr	3rd Qtr	4th Qtr	Total	1st Qtr	2nd Qtr	3rd Qtr	4th Qtr	Total		
REGION II	109,433	19,040	23,941	31,588	-	74,568	12,893	23,229	29,080	-	65,203	34,865	9,365
MOOE	79,851	18,813	19,587	30,684	-	69,083	12,730	23,145	24,300	-	60,175	10,768	8,908
CO	29,582	227	4,354	904	-	5,485	163	84	4,781	-	5,028	24,098	457
Veterans Regional Hospital	109,433	19,040	23,941	31,588	-	74,568	12,893	23,229	29,080	-	65,203	34,865	9,365
Nueva Vizcaya													
MOOE	79,851	18,813	19,587	30,684	-	69,083	12,730	23,145	24,300	-	60,175	10,768	8,908
CO	29,582	227	4,354	904	-	5,485	163	84	4,781	-	5,028	24,098	457
REGION III	541,592	77,206	55,256	62,882	110,643	305,987	42,622	64,547	65,173	75,544	247,886	235,605	58,101
MOOE	378,577	54,298	49,675	58,122	73,747	235,842	33,247	59,509	48,298	60,136	201,190	142,735	34,652
CO	163,015	22,909	5,581	4,760	36,896	70,145	9,375	5,038	16,875	15,408	46,696	92,870	23,450
Dr. Paulino J. Garcia Mem'l Research and Medical Center	237,382	46,317	18,733	20,037	66,985	152,073	23,067	22,814	33,130	49,285	128,296	85,310	23,777
Cabanatuan City													
MOOE	155,120	26,422	16,345	17,938	41,852	102,558	16,137	20,337	18,345	36,597	91,416	52,563	11,142
CO	82,262	19,895	2,388	2,099	25,133	49,515	6,930	2,477	14,785	12,688	36,880	32,747	12,635
Bataan General Hospital	134,119	10,431	20,977	20,238	39,064	90,710	10,300	20,964	18,196	21,966	71,425	43,410	19,285
Bataan City													
MOOE	111,324	9,055	19,902	18,792	27,806	75,555	8,924	19,888	16,772	19,768	65,352	35,770	10,203
CO	22,795	1,376	1,075	1,447	11,258	15,155	1,376	1,075	1,424	2,198	6,073	7,640	9,082
Mariveles Mental Hospital	9,413	494	533	498	2,621	4,146	516	198	309	2,670	3,692	5,267	454
Bataan City													
MOOE	6,283	466	33	122	2,480	3,100	489	30	114	2,214	2,847	3,183	253
CO	3,129	28	501	376	141	1,045	26	168	194	456	845	2,084	201
Talavera Extension Hospital	11,458	1,948	1,780	1,976	1,973	7,677	1,915	1,811	2,065	1,623	7,414	3,782	263
Nueva Ecija													
MOOE	8,226	1,692	1,400	1,936	1,609	6,638	1,776	1,304	1,935	1,557	6,573	1,588	65
CO	3,233	255	380	40	364	1,039	139	507	130	66	841	2,194	198

Note: Differences between the totals and the sum of components are due to rounding-off.

NATIONAL GOVERNMENT OF THE REPUBLIC OF THE PHILIPPINES

Statement H

Statement of Approved Budget, Utilizations, Disbursements and Balances

By Department/Office/Agency/Province/City

For Fiscal Year 2014

(in thousand pesos)

Particulars	Approved Budget Total	Budget Utilizations					Disbursements					Unutilized Budget	Unpaid Utilizations
		1st Qtr	2nd Qtr	3rd Qtr	4th Qtr	Total	1st Qtr	2nd Qtr	3rd Qtr	4th Qtr	Total		
Jose B. Lingad Memorial Regional Hospital	149,219	18,017	13,233	20,133	-	51,382	6,825	18,760	11,474	-	37,059	97,837	14,323
Bataan													
MOOE	97,623	16,662	11,995	19,334	-	47,992	5,921	17,950	11,132	-	35,003	49,631	12,989
CO	51,596	1,355	1,237	799	-	3,391	904	810	342	-	2,056	48,206	1,334
REGION IV-A	75,451	12,141	13,076	14,580	18,888	58,685	12,061	12,728	12,086	19,357	56,232	16,766	2,453
MOOE	56,588	11,350	12,008	13,497	16,907	53,763	11,350	11,709	11,283	18,488	52,831	2,825	932
CO	18,863	790	1,068	1,083	1,981	4,921	710	1,019	803	869	3,401	13,941	1,520
Batangas Medical Center Batangas City	75,451	12,141	13,076	14,580	18,888	58,685	12,061	12,728	12,086	19,357	56,232	16,766	2,453
MOOE	56,588	11,350	12,008	13,497	16,907	53,763	11,350	11,709	11,283	18,488	52,831	2,825	932
CO	18,863	790	1,068	1,083	1,981	4,921	710	1,019	803	869	3,401	13,941	1,520
REGION V	9,658	163	2,185	3,307	2,581	8,236	187	167	3,241	2,496	6,091	1,421	2,146
MOOE	6,455	88	443	3,127	2,457	6,116	98	40	1,621	2,438	4,197	339	1,919
CO	3,203	75	1,741	180	124	2,120	89	127	1,621	57	1,893	1,082	227
Bicol Sanitarium Camarines Sur	9,658	163	2,185	3,307	2,581	8,236	187	167	3,241	2,496	6,091	1,421	2,146
MOOE	6,455	88	443	3,127	2,457	6,116	98	40	1,621	2,438	4,197	339	1,919
CO	3,203	75	1,741	180	124	2,120	89	127	1,621	57	1,893	1,082	227
REGION VI	594,715	186,431	110,768	172,652	124,865	594,715	78,280	95,644	138,946	86,500	399,370	-	195,345
MOOE	460,732	144,757	78,698	131,574	105,703	460,732	72,780	73,012	115,672	86,500	347,964	-	112,768
CO	133,983	41,674	32,070	41,078	19,161	133,983	5,500	22,632	23,274	-	51,406	-	82,577
Corazon Locsin Montelibano Memorial Regional Hospital Bacolod City	431,779	129,084	65,779	112,051	124,865	431,779	68,231	80,007	98,208	99,771	346,217	-	85,562
MOOE	339,338	109,539	43,643	80,452	105,703	339,338	64,529	61,219	82,076	86,500	294,324	-	45,014
CO	92,441	19,545	22,136	31,599	19,161	92,441	3,701	18,787	16,133	13,271	51,893	-	40,549

Note: Differences between the totals and the sum of components are due to rounding-off.

NATIONAL GOVERNMENT OF THE REPUBLIC OF THE PHILIPPINES

Statement H

Statement of Approved Budget, Utilizations, Disbursements and Balances

By Department/Office/Agency/Province/City

For Fiscal Year 2014

(in thousand pesos)

Particulars	Approved Budget Total	Budget Utilizations					Disbursements					Unutilized Budget	Unpaid Utilizations
		1st Qtr	2nd Qtr	3rd Qtr	4th Qtr	Total	1st Qtr	2nd Qtr	3rd Qtr	4th Qtr	Total		
Western Visayas Medical Center	180,000	57,347	44,989	60,600	-	162,936	10,049	15,637	40,738	-	66,424	17,064	96,511
Iloilo City													
MOOE	135,000	35,218	35,054	51,122	-	121,394	8,251	11,793	33,597	-	53,640	13,606	67,754
CO	45,000	22,129	9,934	9,479	-	41,542	1,799	3,845	7,141	-	12,784	3,458	28,757
REGION VII	492,529	98,201	148,321	131,057	25,492	403,071	34,969	149,658	99,688	14,207	298,522	89,458	104,549
MOOE	397,027	83,253	117,032	115,819	21,934	338,038	40,044	128,938	79,704	13,107	261,793	58,989	76,245
CO	95,502	14,948	31,289	15,238	3,558	65,033	(5,075)	20,720	19,984	1,100	36,729	30,468	28,304
St. Anthony Mother & Child Hospital	20,099	2,407	3,386	5,545	-	11,339	2,038	3,740	3,676	c	9,453	8,761	1,886
Cebu City													
MOOE	18,214	2,157	2,420	4,876	-	9,453	2,038	3,740	3,676	c	9,453	8,761	-
CO	1,886	250	966	669	-	1,886	-	-	-	-	-	-	1,886
Vicente Sotto Sr. Memorial Medical Center	294,113	50,655	104,897	93,464	-	249,016	10,621	107,020	52,910	-	170,550	45,098	78,465
Cebu City													
MOOE	236,449	44,929	80,221	79,936	-	205,086	16,192	88,481	44,041	-	148,714	31,363	56,372
CO	57,664	5,726	24,676	13,528	-	43,929	(5,571)	18,538	8,869	-	21,836	13,735	22,093
Eversley Child's Sanitarium	47,675	7,035	9,571	9,525	15,295	41,426	6,114	8,184	10,345	13,396	38,039	6,249	3,387
Mandaue City													
MOOE	42,675	6,586	8,120	9,502	15,285	39,492	5,932	7,496	9,580	13,108	36,116	3,183	3,376
CO	5,000	449	1,451	24	10	1,934	181	688	765	289	1,923	3,066	10
Gov. Celestino Gallares Memorial Med. Ctr.	95,000	33,450	23,330	11,484	-	68,263	13,021	25,216	22,065	-	60,302	26,737	7,961
Tagbilaran City													
MOOE	70,000	25,397	19,742	11,338	-	56,477	12,841	24,254	12,563	-	49,657	13,523	6,820
CO	25,000	8,053	3,587	146	-	11,786	180	963	9,502	-	10,645	13,214	1,141
Don Emilio Del Valle Mem'l Hospital	24,000	2,732	4,664	6,124	10,197	23,717	1,254	3,024	5,778	811	10,866	283	12,851
Bohol													
MOOE	18,800	2,310	4,090	5,559	6,649	18,608	1,169	2,527	5,235	-	8,931	192	9,677
CO	5,200	421	575	565	3,547	5,109	85	497	542	811	1,935	91	3,173

Note: Differences between the totals and the sum of components are due to rounding-off.

NATIONAL GOVERNMENT OF THE REPUBLIC OF THE PHILIPPINES

Statement H

Statement of Approved Budget, Utilizations, Disbursements and Balances

By Department/Office/Agency/Province/City

For Fiscal Year 2014

(in thousand pesos)

Particulars	Approved Budget Total	Budget Utilizations					Disbursements					Unutilized Budget	Unpaid Utilizations
		1st Qtr	2nd Qtr	3rd Qtr	4th Qtr	Total	1st Qtr	2nd Qtr	3rd Qtr	4th Qtr	Total		
Talisay District Hospital	11,641	1,922	2,473	4,915	-	9,310	1,922	2,473	4,915	-	9,310	2,331	-
Cebu													
MOOE	10,889	1,873	2,439	4,609	-	8,921	1,873	2,439	4,609	-	8,921	1,968	-
CO	752	49	34	306	-	389	49	34	306	-	389	362	-
REGION VIII	122,891	20,599	22,690	32,380	47,222	122,891	-	-	-	-	-	-	122,891
MOOE	63,982	10,712	14,113	13,149	26,008	63,982	-	-	-	-	-	-	63,982
CO	58,909	9,887	8,577	19,231	21,213	58,909	-	-	-	-	-	-	58,909
Eastern Visayas Regional Medical Center	122,891	20,599	22,690	32,380	47,222	122,891	-	-	-	-	-	-	122,891
Tacloban City													
MOOE	63,982	10,712	14,113	13,149	26,008	63,982	-	-	-	-	-	-	63,982
CO	58,909	9,887	8,577	19,231	21,213	58,909	-	-	-	-	-	-	58,909
REGION IX	13,531	1,221	462	1,058	1,727	4,468	989	336	995	1,878	4,198	9,063	271
MOOE	11,506	1,007	47	891	1,613	3,558	989	249	571	1,750	3,558	7,948	-
CO	2,025	214	415	167	114	910	-	87	424	128	640	1,115	271
Labuan Public Hospital Zamboanga del Sur	5,431	689	117	340	1,003	2,149	689	117	340	1,003	2,149	3,282	-
MOOE	5,431	689	117	340	1,003	2,149	689	117	340	1,003	2,149	3,282	-
Margosatubig Regional Hospital Zamboanga del Sur	8,101	532	345	718	724	2,320	299	219	655	875	2,049	5,781	271
MOOE	6,075	317	(70)	551	610	1,409	299	132	231	747	1,409	4,666	-
CO	2,025	214	415	167	114	910	-	87	424	128	640	1,115	271
REGION X	698,799	140,293	144,391	201,060	195,869	681,613	127,302	135,935	194,517	193,260	651,013	17,186	30,600
MOOE	615,016	127,648	133,594	173,666	175,171	610,079	114,657	125,138	167,122	172,561	579,479	4,937	30,600
CO	83,784	12,644	10,797	27,395	20,699	71,535	12,644	10,797	27,395	20,699	71,535	12,249	-

Note: Differences between the totals and the sum of components are due to rounding-off.

NATIONAL GOVERNMENT OF THE REPUBLIC OF THE PHILIPPINES

Statement H

Statement of Approved Budget, Utilizations, Disbursements and Balances

By Department/Office/Agency/Province/City

For Fiscal Year 2014

(in thousand pesos)

Particulars	Approved Budget Total	Budget Utilizations					Disbursements					Unutilized Budget	Unpaid Utilizations
		1st Qtr	2nd Qtr	3rd Qtr	4th Qtr	Total	1st Qtr	2nd Qtr	3rd Qtr	4th Qtr	Total		
Northern Mindanao Medical Center	360,788	69,432	74,736	100,919	105,464	350,550	69,432	74,736	100,919	105,464	350,550	10,237	-
Cagayan de Oro City													
MOOE	292,604	60,303	64,240	78,937	89,116	292,597	60,303	64,240	78,937	89,116	292,597	7	-
CO	68,184	9,129	10,496	21,982	16,347	57,954	9,129	10,496	21,982	16,347	57,954	10,230	-
Amai Pakpak Medical Center	185,013	39,955	38,278	44,683	55,147	178,064	39,955	38,278	44,683	55,147	178,064	6,949	-
Marawi City													
MOOE	169,413	36,440	37,977	39,270	50,796	164,483	36,440	37,977	39,270	50,796	164,483	4,930	-
CO	15,600	3,515	301	5,413	4,351	13,581	3,515	301	5,413	4,351	13,581	2,019	-
Mayor Hillarion A. Ramiro, Sr. Regional & Training Hospital	152,999	30,905	31,377	55,458	35,259	152,999	17,915	22,921	48,915	32,649	122,399	-	30,600
Ozamiz City													
MOOE	152,999	30,905	31,377	55,458	35,259	152,999	17,915	22,921	48,915	32,649	122,399	-	30,600
REGION XIII	83,354	9,075	22,808	17,481	18,993	68,357	9,075	22,583	17,512	18,832	68,002	14,998	355
MOOE	67,304	8,745	22,564	17,375	18,619	67,304	8,745	22,564	17,375	18,619	67,304	-	-
CO	16,050	330	243	106	373	1,052	330	19	137	213	698	14,998	355
Adela Serra Ty Memorial Medical Center	83,354	9,075	22,808	17,481	18,993	68,357	9,075	22,583	17,512	18,832	68,002	14,998	355
Surigao del Sur													
MOOE	67,304	8,745	22,564	17,375	18,619	67,304	8,745	22,564	17,375	18,619	67,304	-	-
CO	16,050	330	243	106	373	1,052	330	19	137	213	698	14,998	355
DEPARTMENT OF NATIONAL DEFENSE													
TOTAL	395,848	41,787	70,783	66,754	99,106	278,429	13,159	26,551	41,455	131,026	212,191	117,419	66,238
MOOE	68,838	2,944	7,843	10,644	46,455	67,886	2,376	2,475	9,552	47,408	61,812	952	6,074
CO	327,010	38,843	62,940	56,110	52,651	210,544	10,782	24,076	31,903	83,618	150,379	116,466	60,164
NCR	392,652	41,787	68,686	65,876	99,106	275,454	13,159	24,453	40,578	131,026	209,216	117,198	66,238
MOOE	68,818	2,944	7,824	10,644	46,455	67,866	2,376	2,455	9,552	47,408	61,792	952	6,074
CO	323,834	38,843	60,862	55,232	52,651	207,588	10,782	21,998	31,025	83,618	147,423	116,246	60,164

Note: Differences between the totals and the sum of components are due to rounding-off.

NATIONAL GOVERNMENT OF THE REPUBLIC OF THE PHILIPPINES

Statement H

Statement of Approved Budget, Utilizations, Disbursements and Balances

By Department/Office/Agency/Province/City

For Fiscal Year 2014

(in thousand pesos)

Particulars	Approved Budget Total	Budget Utilizations					Disbursements					Unutilized Budget	Unpaid Utilizations
		1st Qtr	2nd Qtr	3rd Qtr	4th Qtr	Total	1st Qtr	2nd Qtr	3rd Qtr	4th Qtr	Total		
Veterans Memorial Medical Center	65,168	2,379	8,786	9,123	44,881	65,168	1,173	1,862	8,204	46,873	58,111	-	7,057
Quezon City													
MOOE	59,019	1,740	6,837	7,565	42,876	59,019	1,173	1,656	6,473	43,830	53,132	-	5,887
CO	6,149	638	1,948	1,558	2,004	6,149	-	207	1,730	3,043	4,980	-	1,170
AFP - Philippine Army	190,630	37,181	30,150	36,036	29,566	132,932	9,759	7,273	10,588	59,494	87,113	57,698	45,819
Taguig City													
CO	190,630	37,181	30,150	36,036	29,566	132,932	9,759	7,273	10,588	59,494	87,113	57,698	45,819
AFP - Philippine Air Force	68,294	2,227	15,200	20,717	24,660	62,804	2,227	15,200	20,717	24,660	62,804	5,490	-
Pasay City													
MOOE	8,543	1,204	682	3,079	3,578	8,543	1,204	682	3,079	3,578	8,543	-	-
CO	59,751	1,024	14,519	17,638	21,081	54,262	1,024	14,519	17,638	21,081	54,262	5,490	-
AFP - Philippine Navy	68,560	-	14,550	-	-	14,550	-	118	1,069	-	1,187	54,010	13,363
Manila													
MOOE	1,257	-	305	-	-	305	-	118	-	-	118	952	187
CO	67,303	-	14,245	-	-	14,245	-	-	1,069	-	1,069	53,058	13,176
AFP - GHQ Philippine Military Academy	3,196	-	2,097	878	-	2,975	-	2,097	878	-	2,975	221	-
CAR - Baguio City													
MOOE	20	-	19	-	-	19	-	19	-	-	19	1	-
CO	3,176	-	2,078	878	-	2,956	-	2,078	878	-	2,956	220	-
DEPARTMENT OF TRADE AND INDUSTRY													
TOTAL	535,941	113,673	78,617	83,331	115,268	390,890	113,673	78,617	83,331	115,268	390,890	145,051	-
PS	259,726	71,130	39,935	39,143	78,263	228,471	71,130	39,935	39,143	78,263	228,471	31,255	-
MOOE	239,978	41,830	37,725	34,302	33,726	147,581	41,830	37,725	34,302	33,726	147,581	92,397	-
CO	36,237	713	958	9,887	3,280	14,838	713	958	9,887	3,280	14,838	21,399	-

Note: Differences between the totals and the sum of components are due to rounding-off.

NATIONAL GOVERNMENT OF THE REPUBLIC OF THE PHILIPPINES

Statement H

Statement of Approved Budget, Utilizations, Disbursements and Balances

By Department/Office/Agency/Province/City

For Fiscal Year 2014

(in thousand pesos)

Particulars	Approved Budget Total	Budget Utilizations					Disbursements					Unutilized Budget	Unpaid Utilizations
		1st Qtr	2nd Qtr	3rd Qtr	4th Qtr	Total	1st Qtr	2nd Qtr	3rd Qtr	4th Qtr	Total		
Intellectual Property Office	535,941	113,673	78,617	83,331	115,268	390,890	113,673	78,617	83,331	115,268	390,890	145,051	-
NCR - Taguig City													
PS	259,726	71,130	39,935	39,143	78,263	228,471	71,130	39,935	39,143	78,263	228,471	31,255	-
MOOE	239,978	41,830	37,725	34,302	33,726	147,581	41,830	37,725	34,302	33,726	147,581	92,397	-
CO	36,237	713	958	9,887	3,280	14,838	713	958	9,887	3,280	14,838	21,399	-
OTHER EXECUTIVE OFFICES													
TOTAL	692,585	155,124	154,608	173,331	198,223	681,286	155,124	154,608	107,460	183,846	601,038	11,299	80,248
PS	1,635	285	470	389	475	1,618	285	470	145	581	1,481	17	137
MOOE	632,685	139,740	135,055	153,510	197,432	625,737	139,740	135,055	87,883	182,947	545,626	6,948	80,111
CO	58,265	15,099	19,084	19,432	317	53,931	15,099	19,084	19,432	317	53,931	4,334	-
Philippine Sports Commission	692,585	155,124	154,608	173,331	198,223	681,286	155,124	154,608	107,460	183,846	601,038	11,299	80,248
NCR - Manila City													
PS	1,635	285	470	389	475	1,618	285	470	145	581	1,481	17	137
MOOE	632,685	139,740	135,055	153,510	197,432	625,737	139,740	135,055	87,883	182,947	545,626	6,948	80,111
CO	58,265	15,099	19,084	19,432	317	53,931	15,099	19,084	19,432	317	53,931	4,334	-
THE JUDICIARY													
TOTAL	2,381,724	782,956	419,759	602,897	576,112	2,381,724	782,956	419,759	602,897	576,112	2,381,724	-	-
PS	2,195,570	705,346	354,072	573,920	562,232	2,195,570	705,346	354,072	573,920	562,232	2,195,570	-	-
MOOE	49,384	10,490	988	26,016	11,890	49,384	10,490	988	26,016	11,890	49,384	-	-
CO	136,770	67,119	64,700	2,961	1,990	136,770	67,119	64,700	2,961	1,990	136,770	-	-
Supreme Court of the Philippines and the Lower Courts	2,381,724	782,956	419,759	602,897	576,112	2,381,724	782,956	419,759	602,897	576,112	2,381,724	-	-
NCR - Manila City													
PS	2,195,570	705,346	354,072	573,920	562,232	2,195,570	705,346	354,072	573,920	562,232	2,195,570	-	-
MOOE	49,384	10,490	988	26,016	11,890	49,384	10,490	988	26,016	11,890	49,384	-	-
CO	136,770	67,119	64,700	2,961	1,990	136,770	67,119	64,700	2,961	1,990	136,770	-	-

Legend:

c - amount is between (P499.99) and P499.99

Note: Differences between the totals and the sum of components are due to rounding-off.

VI. ANNEXES

LIST OF AGENCIES WITH UNSUBMITTED QUARTERLY REPORTS

Annex A-1

Department/Agency/Region	Fund	Quarter			
		1st	2nd	3rd	4th
STATE UNIVERSITIES AND COLLEGES					
CAR					
Kalinga - Apayao State College	Retained Income	y	y	y	y
DEPARTMENT OF HEALTH					
Bureau of Quarantine					
	Retained Income	y	y	y	y
Center for Health Development					
NCR					
Valenzuela Medical Center	Retained Income	y	y	y	y
Las Piñas General Hospital and Satellite Trauma Center	Retained Income	y	y	y	y
Dr. Jose N. Rodriguez Memorial Hospital	Retained Income	y	y	y	y
CAR					
Luis Hora Memorial Regional Hospital	Retained Income	y	y	y	y
Conner District Hospital	Retained Income	y	y	y	y
Region II					
Batanes General Hospital	Retained Income	y	y	y	y
Cagayan Valley Medical Center	Retained Income	y	y	y	y
Southern Isabela General Hospital	Retained Income	y	y	y	y
Region III					
Bataan General Hospital	Retained Income	y	y	y	y
Region IV-B					
Culion Sanitarium and Balala Hospital	Retained Income	y	y	y	y
Ospital ng Palawan	Retained Income	y	y	y	y
Region V					
Bicol Regional Training and Teaching Hospital	Retained Income	y	y	y	y
Region VI					
Don Jose S. Monfort Memorial Medical Center	Retained Income	y	y	y	y
Western Visayas Sanitarium	Retained Income	y	y	y	y
Region VIII					
Eastern Visayas Regional Medical Center	Retained Income	b	b	b	b
Schistosomiasis Control & Research Hospital	Retained Income	y	y	y	y
Region IX					
Basilan General Hospital	Retained Income	y	y	y	y
Dr. Jose Rizal Memorial Hospital	Retained Income	y	y	y	y
Mindanao Central Sanitarium	Retained Income	y	y	y	y
Sulu Sanitarium	Retained Income	y	y	y	y
Zamboanga City Medical Center	Retained Income	y	y	y	y
Region XI					
Southern Philippines Medical Center	Retained Income	y	y	y	y
Davao Regional Hospital	Retained Income	y	y	y	y
Region XII					
Cotabato Regional and Medical Center	Retained Income	y	y	y	y
Cotabato Sanitarium	Retained Income	y	y	y	y
Region XIII					
Caraga Regional Hospital	Retained Income	y	y	y	y
Commission on Population					
Region X					
Cagayan de Oro City	General Fund				x
Specials Hospitals					
NCR					
East Avenue Medical Center	Retained Income	y	y	y	y
Philippine Orthopedic Center	Retained Income	y	y	y	y
Research Institute for Tropical Medicine	Retained Income	y	y	y	y
San Lazaro Hospital	Retained Income	y	y	y	y
Tondo Medical Center	Retained Income	y	y	y	y

LIST OF AGENCIES WITH UNSUBMITTED QUARTERLY REPORTS

Annex A-1

Department/Agency/Region	Fund	Quarter			
		1st	2nd	3rd	4th
Treatment & Rehabilitation Centers					
NCR					
TRC-Bicutan Rehabilitation Center	Retained Income	y	y	y	y
Region I					
TRC-Ilocos Center for Health Development	Retained Income	y	y	y	y
Region II					
TRC-Cagayan Valley Centers for Health Development	Retained Income	y	y	y	y
Region III					
TRC-Bataan Rehabilitation Centers	Retained Income	y	y	y	y
Region IV-A					
TRC-Tagaytay Rehabilitation Centers	Retained Income	y	y	y	y
Region V					
TRC-Camarines Rehabilitation Centers	Retained Income	y	y	y	y
TRC-Malinao Rehabilitation Centers	Retained Income	y	y	y	y
Region VI					
TRC-Pototan Iloilo Rehabilitation Centers	Retained Income	y	y	y	y
Region VII					
TRC-Argao Cebu Rehabilitation Centers	Retained Income	y	y	y	y
Region VIII					
TRC-Dulag Leyte Rehabilitation Center	Retained Income	y	y	y	y
Region X					
TRC-Cagayan de Oro Rehabilitation Center	Retained Income	y	y	y	y
Region XIII					
TRC-CARAGA Centers for Health Development	Retained Income	y	y	y	y

x - FAR 1 not submitted

y - FAR 2 not submitted

z - FAR 1 and 2 not submitted

a - FAR 1 no disbursement submitted

b - FAR 2 no disbursement submitted

LIST OF AGENCIES WHICH SUBMITTED QUARTERLY REPORTS AFTER THE CUTOFF DATE Annex A-2

Department/Agency/Region	Fund	Quarter			
		1st	2nd	3rd	4th
DEPARTMENT OF HEALTH					
Center for Health Development					
Region VI					
Don Jose S. Monfort Memorial Medical Center	General Fund	x	x	x	x
Region IX					
Labuan Public Hospital	General Fund				x
Sulu Sanitarium	General Fund				x

x - FAR 1

y - FAR 2

z - FAR 1 and 2

